



Doomben QLD Professional

Race 9: JOURNEY TO THE JEWEL OPEN Handicap - 1350m

25 February 2023 - 17:12



BRISBANE
RACING CLUB

Track Rating: Good 3, Weather: Fine, Rail Position: +3m Entire Course

Section		Field Times										Last 600m			
		Overall	1200m	1000m	800m	600m	400m						0:34.88		
		1:19.02 (0:11.03)	1:07.99 (0:10.68)	0:57.31 (0:10.90)	0:46.41 (0:11.53)	0:34.88 (0:11.76)	0:23.12 (0:11.43)								
Rank	TAB Horse/Jockey	Barrier	Top Speed [km/h]	Fastest Section											Distance Travelled [m]
1	9 ANIMATE Jim Byrne	11	67.3 400m	0:10.98 1200m	1:19.02 [1] (0:11.21)	1:07.81 [7] (0:10.98)	0:56.83 [9] (0:11.06)	0:45.77 [9] (0:11.42)	0:34.35 [8] (0:11.64)	0:22.71 [7] (0:11.02)	0:34.35				
2	8 IRISH SONGS Larry Cassidy	21	67.2 800m	0:10.97 400m	1:19.04 [2] (0:11.81)	1:07.23 [15] (0:11.01)	0:56.22 [15] (0:11.23)	0:44.99 [15] (0:11.14)	0:33.85 [14] (0:11.27)	0:22.58 [10] (0:10.97)	0:33.85		+0		
3	2 CEPHEUS Brodie Loy	1	66.9 1200m	0:10.95 1200m	1:19.13 [3] (0:11.33)	1:07.80 [9] (0:10.95)	0:56.85 [10] (0:11.14)	0:45.71 [10] (0:11.42)	0:34.29 [10] (0:11.77)	0:22.52 [11] (0:11.11)	0:34.29		-9		
4	11 AT WITZ END Sean Cormack	15	67.1 1200m	0:10.92 1200m	1:19.38 [4] (0:11.55)	1:07.83 [13] (0:10.92)	0:56.91 [12] (0:11.20)	0:45.71 [13] (0:11.42)	0:34.29 [13] (0:11.67)	0:22.62 [14] (0:11.06)	0:34.29		-2		
5	15 JOVIALITY Samantha Collett	6	67.9 1200m	0:10.83 1200m	1:19.39 [5] (0:11.47)	1:07.92 [11] (0:10.83)	0:57.09 [11] (0:11.12)	0:45.97 [11] (0:11.47)	0:34.50 [11] (0:11.67)	0:22.83 [12] (0:11.19)	0:34.50		-4		
6	18 STUCK WITH YOU Wendy Peel	7	66.2 400m	0:11.07 1200m	1:19.51 [6] (0:11.47)	1:08.04 [12] (0:11.07)	0:56.97 [14] (0:11.31)	0:45.66 [14] (0:11.31)	0:34.35 [15] (0:11.69)	0:22.66 [15] (0:11.27)	0:34.35		-5		
7	12 DR WHY NOT Michael Murphy	9	68.9 1200m	0:10.69 1200m	1:19.60 [7] (0:11.03)	1:08.57 [1] (0:10.69)	0:57.88 [3] (0:11.07)	0:46.81 [4] (0:11.59)	0:35.22 [4] (0:11.77)	0:23.45 [5] (0:11.44)	0:35.22		-6		
8	20 RATHLIN Angela Jones	5	67.4 1200m	0:10.89 1200m	1:19.68 [8] (0:11.13)	1:08.55 [5] (0:10.89)	0:57.66 [8] (0:11.16)	0:46.50 [8] (0:11.61)	0:34.89 [9] (0:11.70)	0:23.19 [9] (0:11.21)	0:34.89		-1		
9	7 HAUNTED Melea Castle	14	70.4 1200m	0:10.44 1200m	1:19.71 [9] (0:11.27)	1:08.44 [8] (0:10.44)	0:58.00 [1] (0:10.94)	0:47.06 [1] (0:11.49)	0:35.57 [1] (0:11.76)	0:23.81 [1] (0:11.55)	0:35.57		-11		
10	17 STARVIRGO Mark Du Plessis	19	67.8 1200m	0:10.76 1200m	1:19.72 [10] (0:11.80)	1:07.92 [14] (0:10.76)	0:57.16 [13] (0:11.12)	0:46.04 [12] (0:11.41)	0:34.63 [12] (0:11.75)	0:22.88 [13] (0:11.11)	0:34.63		-3		

Scratched: Last Chance (#5), Baanone (#14), Bluff 'N' Bluster (#21), Lord Markel (#16), Stampe (#1)

Report Created: Sat 25 February 2023 17:35 GMT+ (Note: Timing is based on position data)

Page 1/20

[] Ranking at each section and finish
 -:-:- No data available at this section
 NA No data available

SCN Saddle cloth number
 DNF Did not finish
 DNT Did not track

data processed by TRIPLES DATA



Doomben QLD Professional

Race 9: JOURNEY TO THE JEWEL OPEN Handicap - 1350m

25 February 2023 - 17:12



BRISBANE
RACING CLUB

Track Rating: Good 3, Weather: Fine, Rail Position: +3m Entire Course

Section		Overall	1200m	1000m	800m	600m	400m	Last 600m				
Field Times		1:19.02 (0:11.03)	1:07.99 (0:10.68)	0:57.31 (0:10.90)	0:46.41 (0:11.53)	0:34.88 (0:11.76)	0:23.12 (0:11.43)	0:34.88				
Rank	TAB Horse/Jockey	Barrier	Top Speed [km/h]	Fastest Section					Distance Travelled [m]			
11	10 DERULO Kyle Wilson-Taylor	4	68.5 1200m	0:10.77 1200m	1:19.83 [11] (0:11.14)	1:08.69 [6] (0:10.77)	0:57.92 [4] (0:11.05)	0:46.87 [5] (0:11.54)	0:35.33 [5] (0:11.71)	0:23.62 [6] (0:11.39)	0:35.33	-5
12	6 ROMAN AUREUS James Orman	13	70.3 1200m	0:10.61 1200m	1:19.83 [12] (0:11.33)	1:08.50 [10] (0:10.61)	0:57.89 [6] (0:10.67)	0:47.22 [2] (0:11.57)	0:35.65 [2] (0:11.82)	0:23.83 [2] (0:11.47)	0:35.65	-4
13	3 TURN ON THE CHARM Andrew Mallyon	2	67.1 1200m	0:10.83 1200m	1:19.87 [13] (0:11.11)	1:08.76 [4] (0:10.83)	0:57.93 [5] (0:11.12)	0:46.81 [7] (0:11.53)	0:35.28 [7] (0:11.78)	0:23.50 [8] (0:11.37)	0:35.28	-5
14	13 SNIPPY FOX Taylor Marshall	10	68.6 1200m	0:10.66 1200m	1:20.04 [14] (0:11.07)	1:08.97 [2] (0:10.66)	0:58.31 [2] (0:11.09)	0:47.22 [3] (0:11.50)	0:35.72 [3] (0:11.76)	0:23.96 [3] (0:11.56)	0:35.72	-5
15	4 EDISON Boris Thornton	8	68.1 1200m	0:10.91 1200m	1:20.09 [15] (0:11.06)	1:09.03 [3] (0:10.91)	0:58.12 [7] (0:11.04)	0:47.08 [6] (0:11.50)	0:35.58 [6] (0:11.65)	0:23.93 [4] (0:11.45)	0:35.58	-2
16	19 BOLD WARRIOR Tegan Harrison	3	65.8 1000m	0:11.13 400m	1:20.34 [16] (0:11.87)	1:08.47 [16] (0:11.17)	0:57.30 [16] (0:11.30)	0:46.00 [16] (0:11.32)	0:34.68 [16] (0:11.53)	0:23.15 [16] (0:11.13)	0:34.68	-6

Scratched: Last Chance (#5), Baanone (#14), Bluff 'N' Bluster (#21), Lord Markel (#16), Stampe (#1)



Doomben QLD Professional

Race 9: JOURNEY TO THE JEWEL OPEN Handicap - 1350m

25 February 2023 - 17:12



BRISBANE
RACING CLUB

Track Rating: Good 3, Weather: Fine, Rail Position: +3m Entire Course

Section				200m				Last 600m	
Field Times				0:11.69 (0:11.69)				0:34.88	
Rank	TAB	Horse/Jockey	Barrier	Top Speed [km/h]	Fastest Section	Margin			Distance Travelled [m]
1	9	ANIMATE Jim Byrne	11	67.3 400m	0:10.98 1200m	0:11.69 [2] (0:11.69)	1:19.02		0:34.35
2	8	IRISH SONGS Larry Cassidy	21	67.2 800m	0:10.97 400m	0:11.61 [3] (0:11.61)	0.08L		0:33.85 +0
3	2	CEPHEUS Brodie Loy	1	66.9 1200m	0:10.95 1200m	0:11.41 [8] (0:11.41)	0.62L		0:34.29 -9
4	11	AT WITZ END Sean Cormack	15	67.1 1200m	0:10.92 1200m	0:11.56 [13] (0:11.56)	2.08L		0:34.29 -2
5	15	JOVIALITY Samantha Collett	6	67.9 1200m	0:10.83 1200m	0:11.64 [12] (0:11.64)	2.13L		0:34.50 -4
6	18	STUCK WITH YOU Wendy Peel	7	66.2 400m	0:11.07 1200m	0:11.39 [15] (0:11.39)	2.83L		0:34.35 -5
7	12	DR WHY NOT Michael Murphy	9	68.9 1200m	0:10.69 1200m	0:12.01 [9] (0:12.01)	3.37L		0:35.22 -6
8	20	RATHLIN Angela Jones	5	67.4 1200m	0:10.89 1200m	0:11.98 [10] (0:11.98)	3.84L		0:34.89 -1
9	7	HAUNTED Melea Castle	14	70.4 1200m	0:10.44 1200m	0:12.26 [1] (0:12.26)	4.01L		0:35.57 -11
10	17	STARVIRGO Mark Du Plessis	19	67.8 1200m	0:10.76 1200m	0:11.77 [14] (0:11.77)	4.11L		0:34.63 -3

Scratched: Last Chance (#5), Baanone (#14), Bluff 'N' Bluster (#21), Lord Markel (#16), Stampe (#1)

Report Created: Sat 25 February 2023 17:35 GMT+ (Note: Timing is based on position data)

Page 3/20

[] Ranking at each section and finish
 -:-:- No data available at this section
 NA No data available

SCN Saddle cloth number
 DNF Did not finish
 DNT Did not track

data processed by TRIPLESDATA



Doomben QLD Professional

Race 9: JOURNEY TO THE JEWEL OPEN Handicap - 1350m

25 February 2023 - 17:12



BRISBANE
RACING CLUB

Track Rating: Good 3, Weather: Fine, Rail Position: +3m Entire Course

Section				200m				Last 600m	
Field Times				0:11.69 (0:11.69)				0:34.88	
Rank	TAB	Horse/Jockey	Barrier	Top Speed [km/h]	Fastest Section	Margin			Distance Travelled [m]
11	10	DERULO Kyle Wilson-Taylor	4	68.5 1200m	0:10.77 1200m (0:12.23)	0:12.23 [6] (0:12.23)	4.74L		0:35.33 -5
12	6	ROMAN AUREUS James Orman	13	70.3 1200m	0:10.61 1200m (0:12.36)	0:12.36 [4] (0:12.36)	4.75L		0:35.65 -4
13	3	TURN ON THE CHARM Andrew Mallyon	2	67.1 1200m	0:10.83 1200m (0:12.13)	0:12.13 [11] (0:12.13)	4.99L		0:35.28 -5
14	13	SNIPPY FOX Taylor Marshall	10	68.6 1200m	0:10.66 1200m (0:12.40)	0:12.40 [5] (0:12.40)	5.99L		0:35.72 -5
15	4	EDISON Boris Thornton	8	68.1 1200m	0:10.91 1200m (0:12.48)	0:12.48 [7] (0:12.48)	6.28L		0:35.58 -2
16	19	BOLD WARRIOR Tegan Harrison	3	65.8 1000m	0:11.13 400m (0:12.02)	0:12.02 [16] (0:12.02)	7.75L		0:34.68 -6

Scratched: Last Chance (#5), Baanone (#14), Bluff 'N' Bluster (#21), Lord Markel (#16), Stampe (#1)



Horse/Jockey Name	Animate
Final Rank	1
Fastest Section Time (Section)	0:10.98 (1200m)
Top Speed [km/h] (Section)	67.3 (400m)
Race State	Finished

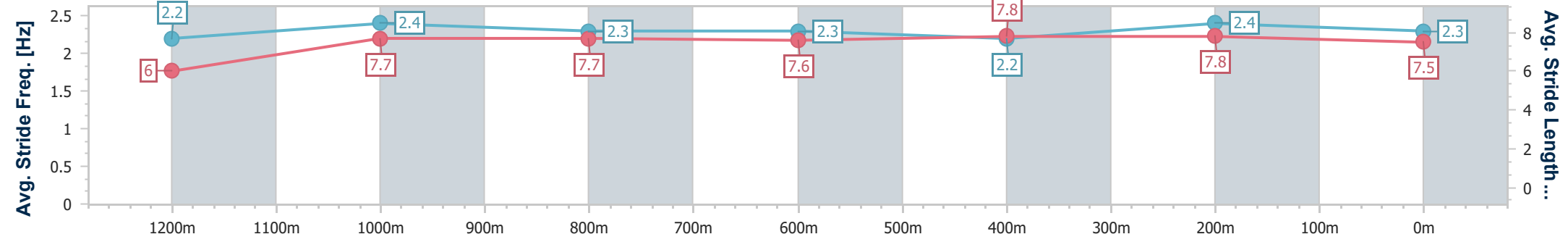
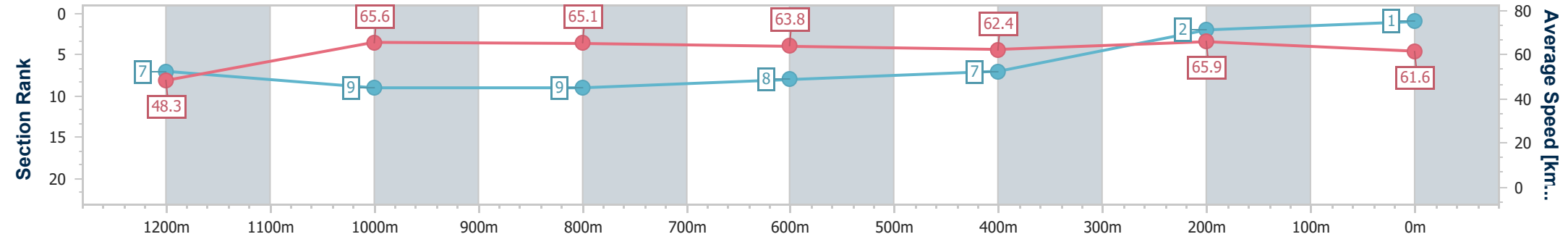


Doomben QLD Professional
Race 9: JOURNEY TO THE JEWEL OPEN Handicap - 1350m
 25 February 2023 - 17:12
 Track Rating: Good 3, Weather: Fine, Rail Position: +3m Entire Course



BRISBANE
 RACING CLUB

Section	Overall	1200m	1000m	800m	600m	400m	200m
Section Times	1:19.02 [1] (0:11.21)	1:07.81 [7] (0:10.98)	0:56.83 [9] (0:11.06)	0:45.77 [9] (0:11.42)	0:34.35 [8] (0:11.64)	0:22.71 [7] (0:11.02)	0:11.69 [2] (0:11.69)
Average Speed [km/h]	48.3	65.6	65.1	63.8	62.4	65.9	61.6
Top Speed [km/h]	63.2	66.9	66.3	65.6	63.7	67.3	64.8
Avg. Dist. to Rail [m]	9.1	1.9	0.3	2.0	1.7	5.2	4.5
Avg. Stride Freq. [Hz]	2.2	2.4	2.3	2.3	2.2	2.4	2.3
Avg. Stride Length [m]	6.0	7.7	7.7	7.6	7.8	7.8	7.5



- [] Ranking at each section and finish
- .-.- No data available at this section
- NA No data available



Horse/Jockey Name	Irish Songs
Final Rank	2
Fastest Section Time (Section)	0:10.97 (400m)
Top Speed [km/h] (Section)	67.2 (800m)
Race State	Finished



Doomben QLD Professional

Race 9: JOURNEY TO THE JEWEL OPEN Handicap - 1350m

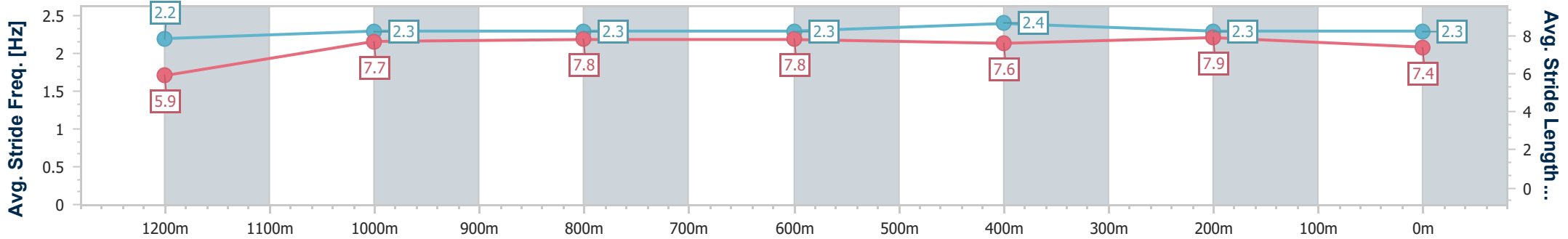
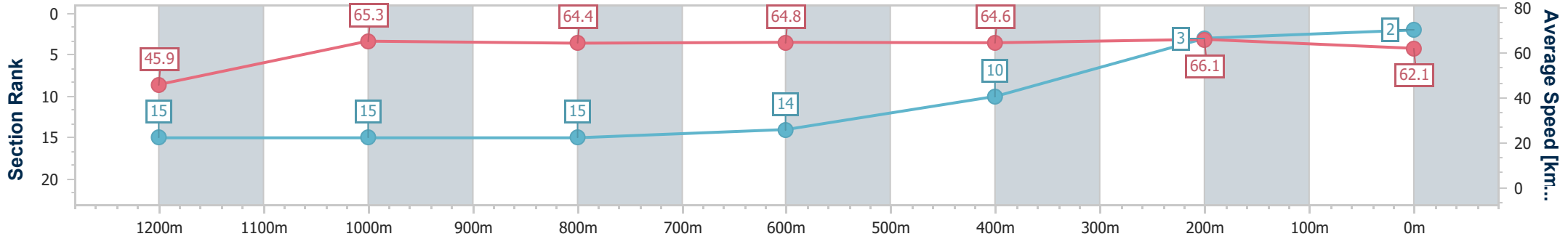
25 February 2023 - 17:12

Track Rating: Good 3, Weather: Fine, Rail Position: +3m Entire Course



BRISBANE RACING CLUB

Section	Overall	1200m	1000m	800m	600m	400m	200m
Section Times	1:19.04 [2] (0:11.81)	1:07.23 [15] (0:11.01)	0:56.22 [15] (0:11.23)	0:44.99 [15] (0:11.14)	0:33.85 [14] (0:11.27)	0:22.58 [10] (0:10.97)	0:11.61 [3] (0:11.61)
Average Speed [km/h]	45.9	65.3	64.4	64.8	64.6	66.1	62.1
Top Speed [km/h]	65.5	65.9	65.9	67.2	66.3	67.2	66.0
Avg. Dist. to Rail [m]	10.1	1.6	1.7	0.8	2.2	4.8	5.7
Avg. Stride Freq. [Hz]	2.2	2.3	2.3	2.3	2.4	2.3	2.3
Avg. Stride Length [m]	5.9	7.7	7.8	7.8	7.6	7.9	7.4



- [] Ranking at each section and finish
- .-.- No data available at this section
- NA No data available



Horse/Jockey Name	Cepheus
Final Rank	3
Fastest Section Time (Section)	0:10.95 (1200m)
Top Speed [km/h] (Section)	66.9 (1200m)
Race State	Finished

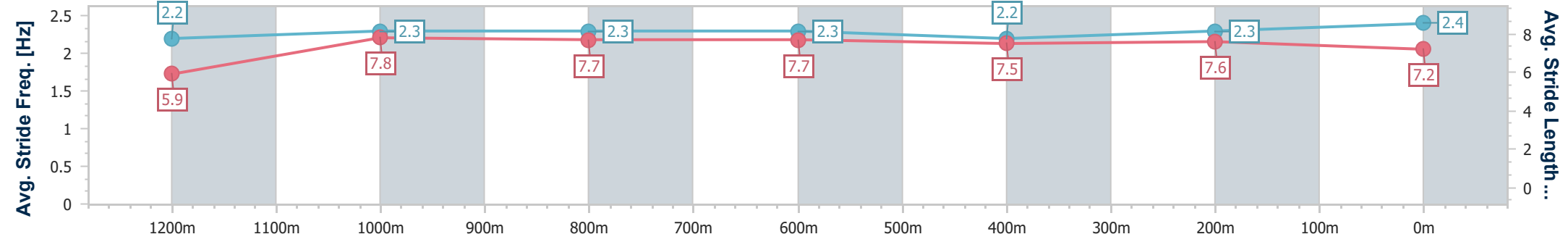
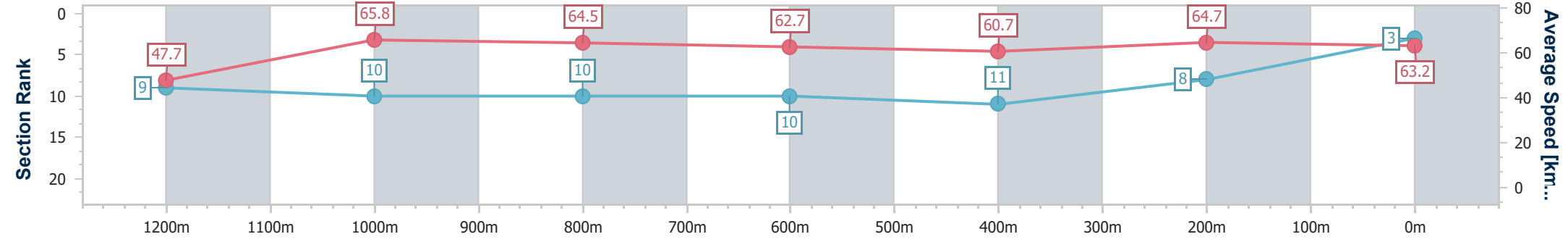


Doomben QLD Professional
Race 9: JOURNEY TO THE JEWEL OPEN Handicap - 1350m
 25 February 2023 - 17:12
 Track Rating: Good 3, Weather: Fine, Rail Position: +3m Entire Course



BRISBANE
 RACING CLUB

Section	Overall	1200m	1000m	800m	600m	400m	200m
Section Times	1:19.13 [3] (0:11.33)	1:07.80 [9] (0:10.95)	0:56.85 [10] (0:11.14)	0:45.71 [10] (0:11.42)	0:34.29 [10] (0:11.77)	0:22.52 [11] (0:11.11)	0:11.41 [8] (0:11.41)
Average Speed [km/h]	47.7	65.8	64.5	62.7	60.7	64.7	63.2
Top Speed [km/h]	64.7	66.9	65.9	63.8	62.4	66.7	66.5
Avg. Dist. to Rail [m]	0.7	0.8	0.8	1.0	1.2	0.7	1.4
Avg. Stride Freq. [Hz]	2.2	2.3	2.3	2.3	2.2	2.3	2.4
Avg. Stride Length [m]	5.9	7.8	7.7	7.7	7.5	7.6	7.2



- [] Ranking at each section and finish
- .-.- No data available at this section
- NA No data available



Horse/Jockey Name	At Witz End
Final Rank	4
Fastest Section Time (Section)	0:10.92 (1200m)
Top Speed [km/h] (Section)	67.1 (1200m)
Race State	Finished



Doomben QLD Professional

Race 9: JOURNEY TO THE JEWEL OPEN Handicap - 1350m

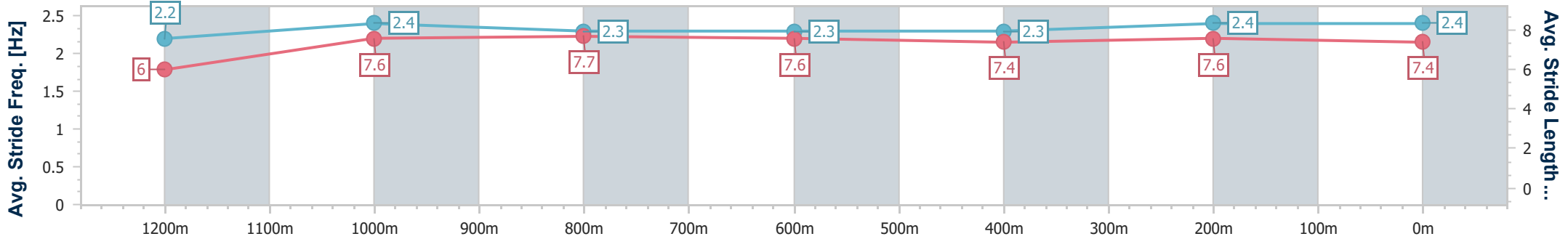
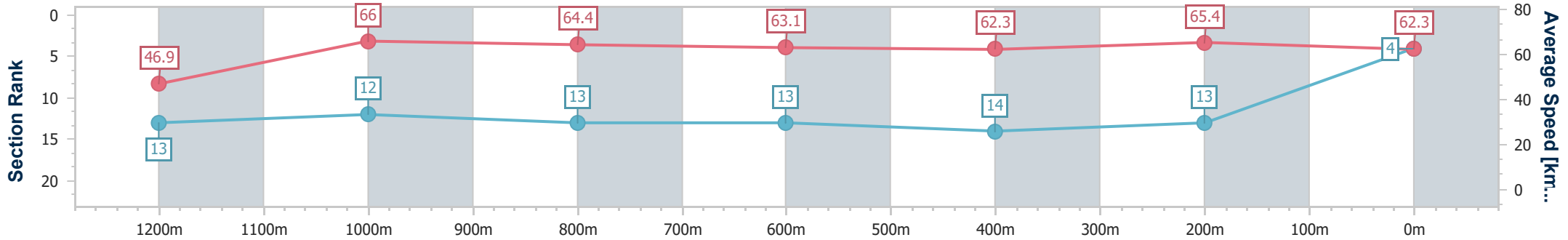
25 February 2023 - 17:12

Track Rating: Good 3, Weather: Fine, Rail Position: +3m Entire Course



BRISBANE RACING CLUB

Section	Overall	1200m	1000m	800m	600m	400m	200m
Section Times	1:19.38 [4] (0:11.55)	1:07.83 [13] (0:10.92)	0:56.91 [12] (0:11.20)	0:45.71 [13] (0:11.42)	0:34.29 [13] (0:11.67)	0:22.62 [14] (0:11.06)	0:11.56 [13] (0:11.56)
Average Speed [km/h]	46.9	66.0	64.4	63.1	62.3	65.4	62.3
Top Speed [km/h]	66.1	67.1	66.2	64.5	65.0	66.6	65.5
Avg. Dist. to Rail [m]	9.8	1.9	0.3	0.8	1.6	5.0	8.5
Avg. Stride Freq. [Hz]	2.2	2.4	2.3	2.3	2.3	2.4	2.4
Avg. Stride Length [m]	6.0	7.6	7.7	7.6	7.4	7.6	7.4



- [] Ranking at each section and finish
- .-.- No data available at this section
- NA No data available



Horse/Jockey Name	Joviality
Final Rank	5
Fastest Section Time (Section)	0:10.83 (1200m)
Top Speed [km/h] (Section)	67.9 (1200m)
Race State	Finished

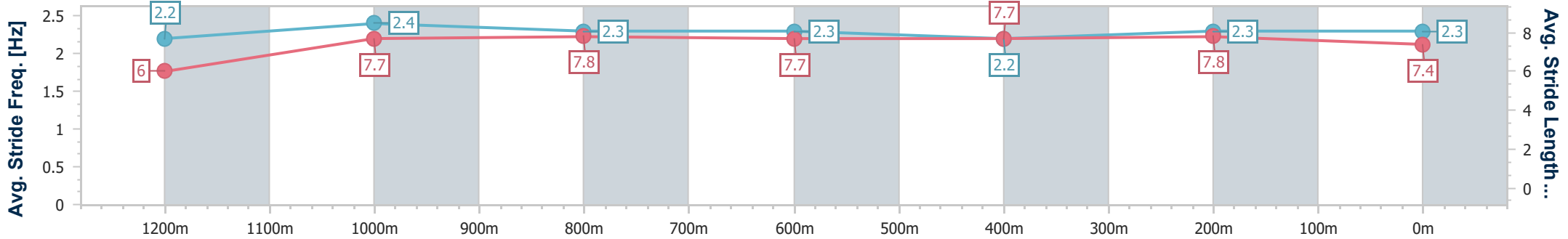
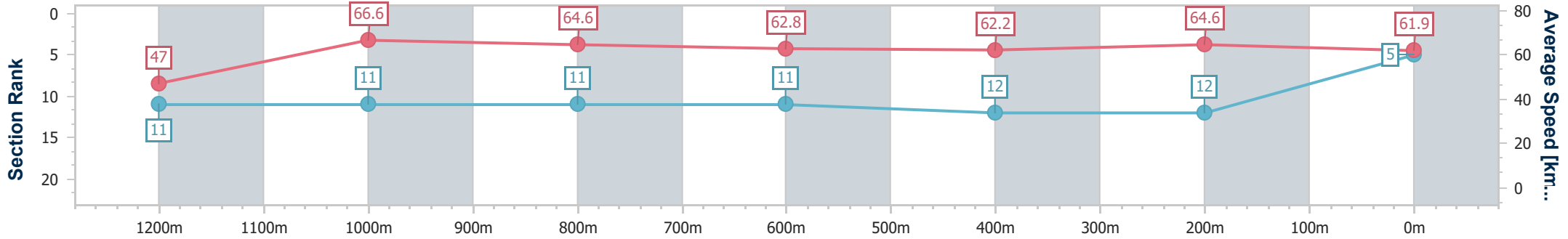


Doomben QLD Professional
Race 9: JOURNEY TO THE JEWEL OPEN Handicap - 1350m
 25 February 2023 - 17:12
 Track Rating: Good 3, Weather: Fine, Rail Position: +3m Entire Course



BRISBANE
 RACING CLUB

Section	Overall	1200m	1000m	800m	600m	400m	200m
Section Times	1:19.39 [5] (0:11.47)	1:07.92 [11] (0:10.83)	0:57.09 [11] (0:11.12)	0:45.97 [11] (0:11.47)	0:34.50 [11] (0:11.67)	0:22.83 [12] (0:11.19)	0:11.64 [12] (0:11.64)
Average Speed [km/h]	47.0	66.6	64.6	62.8	62.2	64.6	61.9
Top Speed [km/h]	65.8	67.9	66.2	64.2	63.5	66.1	63.8
Avg. Dist. to Rail [m]	3.9	0.7	0.3	0.7	1.2	3.3	6.0
Avg. Stride Freq. [Hz]	2.2	2.4	2.3	2.3	2.2	2.3	2.3
Avg. Stride Length [m]	6.0	7.7	7.8	7.7	7.7	7.8	7.4



- [] Ranking at each section and finish
- .-.- No data available at this section
- NA No data available



Horse/Jockey Name	Stuck With You
Final Rank	6
Fastest Section Time (Section)	0:11.07 (1200m)
Top Speed [km/h] (Section)	66.2 (400m)
Race State	Finished

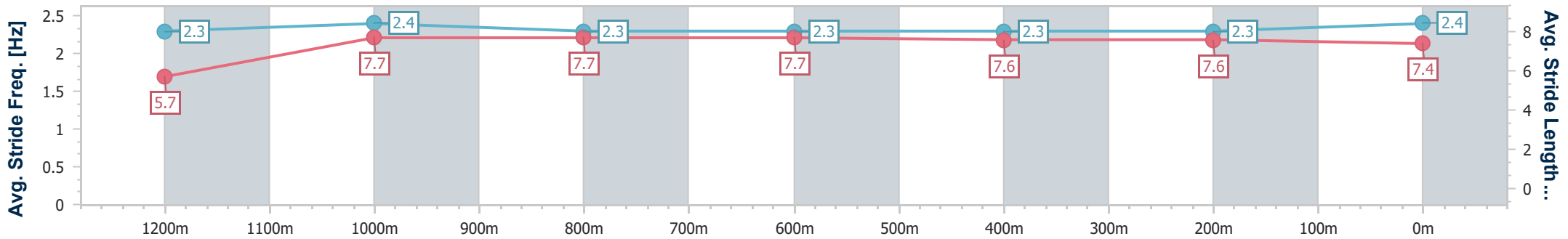
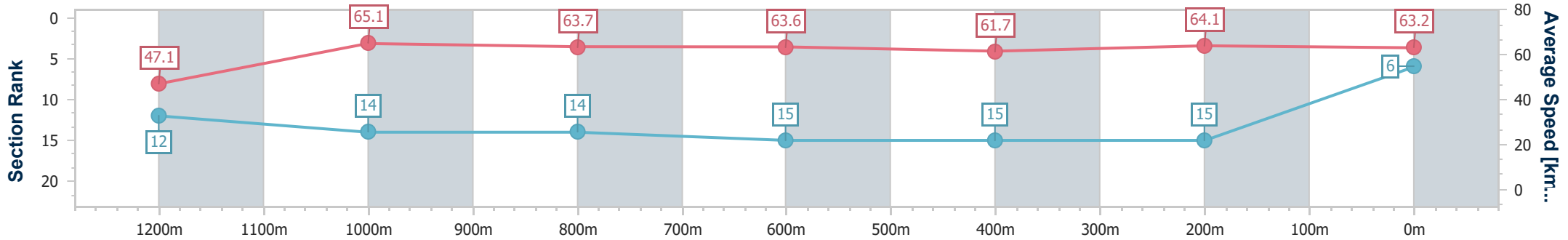


Doomben QLD Professional
Race 9: JOURNEY TO THE JEWEL OPEN Handicap - 1350m
 25 February 2023 - 17:12
 Track Rating: Good 3, Weather: Fine, Rail Position: +3m Entire Course



BRISBANE
RACING CLUB

Section	Overall	1200m	1000m	800m	600m	400m	200m
Section Times	1:19.51 [6] (0:11.47)	1:08.04 [12] (0:11.07)	0:56.97 [14] (0:11.31)	0:45.66 [14] (0:11.31)	0:34.35 [15] (0:11.69)	0:22.66 [15] (0:11.27)	0:11.39 [15] (0:11.39)
Average Speed [km/h]	47.1	65.1	63.7	63.6	61.7	64.1	63.2
Top Speed [km/h]	64.7	66.0	65.1	64.5	63.0	66.2	65.8
Avg. Dist. to Rail [m]	3.9	1.1	0.3	0.3	0.5	4.5	8.5
Avg. Stride Freq. [Hz]	2.3	2.4	2.3	2.3	2.3	2.3	2.4
Avg. Stride Length [m]	5.7	7.7	7.7	7.7	7.6	7.6	7.4



- [] Ranking at each section and finish
- .-.- No data available at this section
- NA No data available



Horse/Jockey Name	Dr Why Not
Final Rank	7
Fastest Section Time (Section)	0:10.69 (1200m)
Top Speed [km/h] (Section)	68.9 (1200m)
Race State	Finished

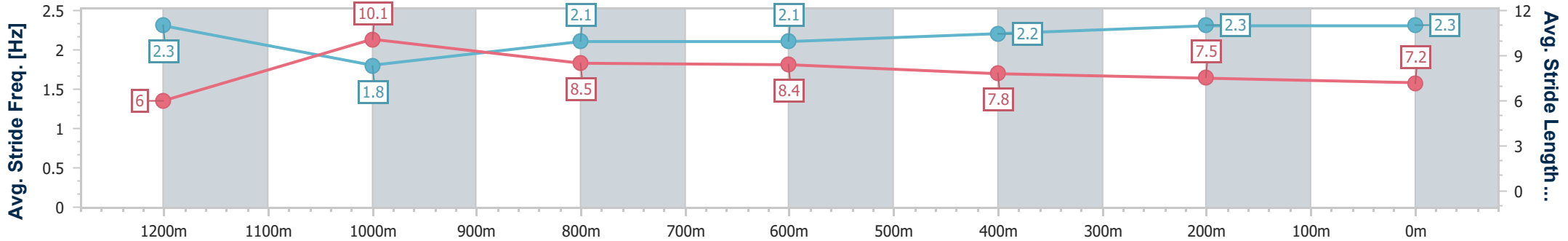
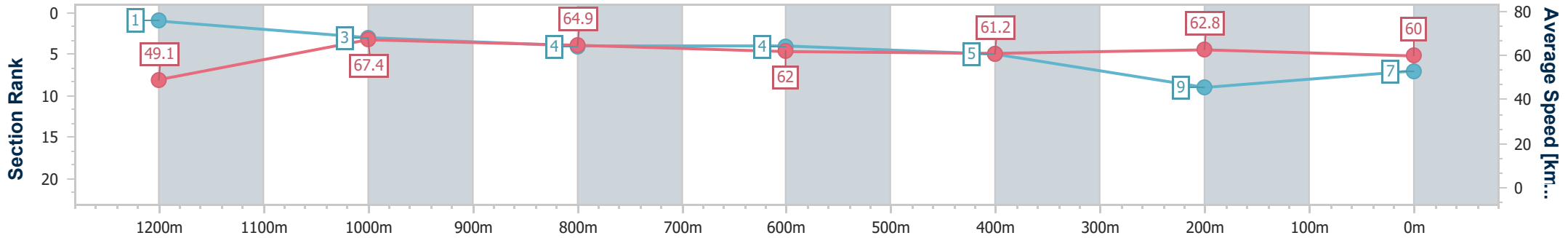


Doomben QLD Professional
Race 9: JOURNEY TO THE JEWEL OPEN Handicap - 1350m
 25 February 2023 - 17:12
 Track Rating: Good 3, Weather: Fine, Rail Position: +3m Entire Course



BRISBANE
RACING CLUB

Section	Overall	1200m	1000m	800m	600m	400m	200m
Section Times	1:19.60 [7] (0:11.03)	1:08.57 [1] (0:10.69)	0:57.88 [3] (0:11.07)	0:46.81 [4] (0:11.59)	0:35.22 [4] (0:11.77)	0:23.45 [5] (0:11.44)	0:12.01 [9] (0:12.01)
Average Speed [km/h]	49.1	67.4	64.9	62.0	61.2	62.8	60.0
Top Speed [km/h]	66.6	68.9	66.7	64.4	62.6	64.2	63.2
Avg. Dist. to Rail [m]	6.9	1.7	1.6	0.3	0.3	0.6	0.7
Avg. Stride Freq. [Hz]	2.3	1.8	2.1	2.1	2.2	2.3	2.3
Avg. Stride Length [m]	6.0	10.1	8.5	8.4	7.8	7.5	7.2



- [] Ranking at each section and finish
- .-.- No data available at this section
- NA No data available



Horse/Jockey Name	Rathlin
Final Rank	8
Fastest Section Time (Section)	0:10.89 (1200m)
Top Speed [km/h] (Section)	67.4 (1200m)
Race State	Finished

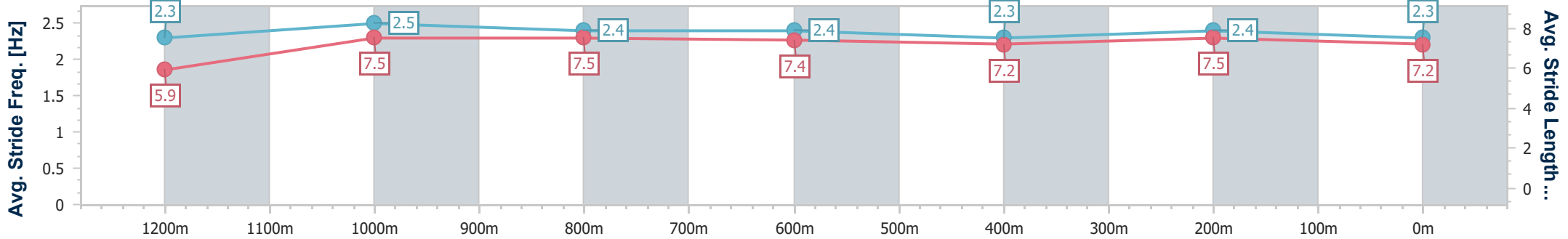
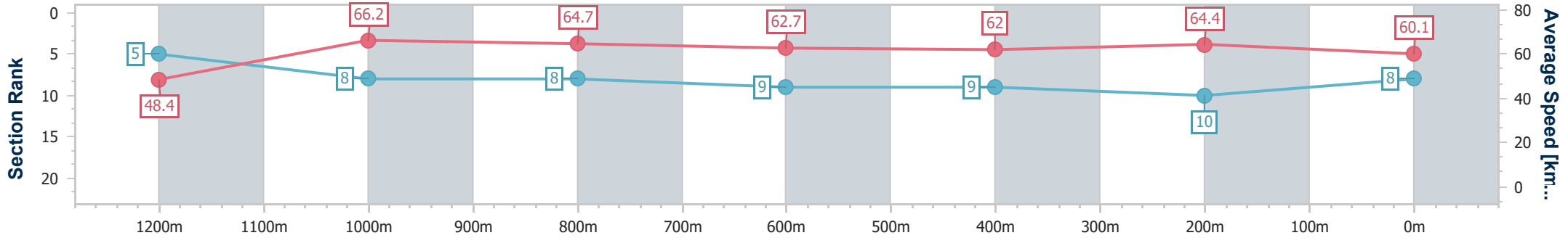


Doomben QLD Professional
Race 9: JOURNEY TO THE JEWEL OPEN Handicap - 1350m
 25 February 2023 - 17:12
 Track Rating: Good 3, Weather: Fine, Rail Position: +3m Entire Course



BRISBANE
 RACING CLUB

Section	Overall	1200m	1000m	800m	600m	400m	200m
Section Times	1:19.68 [8] (0:11.13)	1:08.55 [5] (0:10.89)	0:57.66 [8] (0:11.16)	0:46.50 [8] (0:11.61)	0:34.89 [9] (0:11.70)	0:23.19 [9] (0:11.21)	0:11.98 [10] (0:11.98)
Average Speed [km/h]	48.4	66.2	64.7	62.7	62.0	64.4	60.1
Top Speed [km/h]	66.9	67.4	66.0	63.8	63.6	65.5	63.8
Avg. Dist. to Rail [m]	3.9	2.0	1.2	1.9	1.2	2.5	3.5
Avg. Stride Freq. [Hz]	2.3	2.5	2.4	2.4	2.3	2.4	2.3
Avg. Stride Length [m]	5.9	7.5	7.5	7.4	7.2	7.5	7.2



- [] Ranking at each section and finish
- .-.- No data available at this section
- NA No data available



Horse/Jockey Name	Haunted
Final Rank	9
Fastest Section Time (Section)	0:10.44 (1200m)
Top Speed [km/h] (Section)	70.4 (1200m)
Race State	Finished

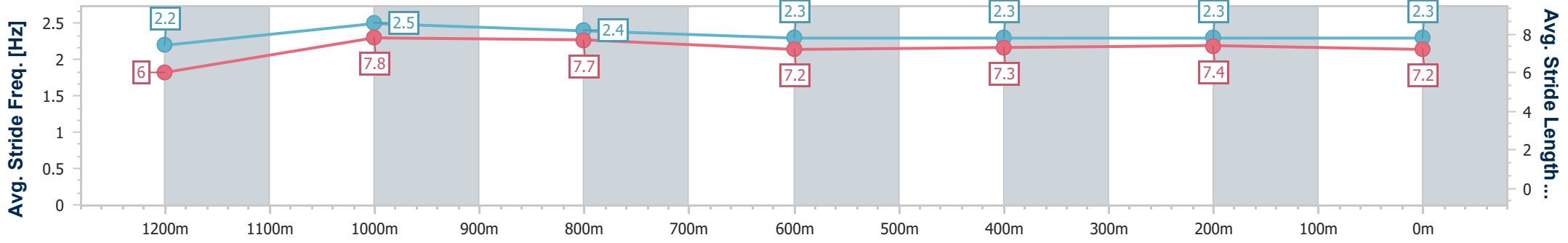
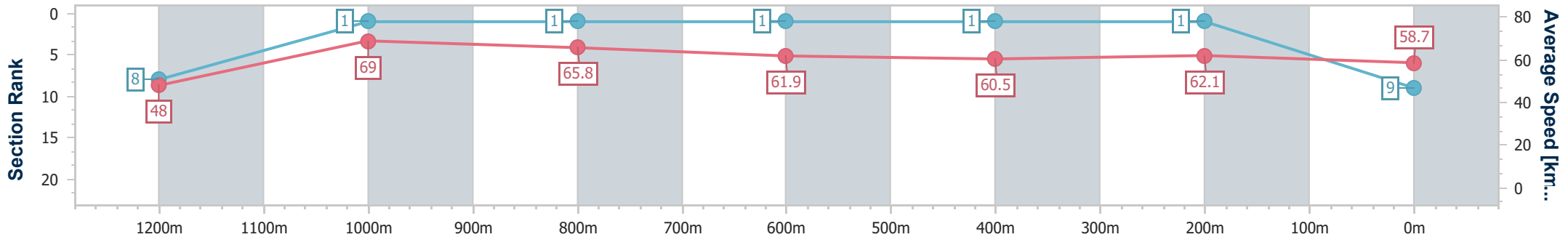


Doomben QLD Professional
Race 9: JOURNEY TO THE JEWEL OPEN Handicap - 1350m
 25 February 2023 - 17:12
 Track Rating: Good 3, Weather: Fine, Rail Position: +3m Entire Course



BRISBANE
 RACING CLUB

Section	Overall	1200m	1000m	800m	600m	400m	200m
Section Times	1:19.71 [9] (0:11.27)	1:08.44 [8] (0:10.44)	0:58.00 [1] (0:10.94)	0:47.06 [1] (0:11.49)	0:35.57 [1] (0:11.76)	0:23.81 [1] (0:11.55)	0:12.26 [1] (0:12.26)
Average Speed [km/h]	48.0	69.0	65.8	61.9	60.5	62.1	58.7
Top Speed [km/h]	66.7	70.4	69.0	63.4	61.2	63.1	62.4
Avg. Dist. to Rail [m]	10.8	5.7	0.7	2.2	2.2	1.3	2.3
Avg. Stride Freq. [Hz]	2.2	2.5	2.4	2.3	2.3	2.3	2.3
Avg. Stride Length [m]	6.0	7.8	7.7	7.2	7.3	7.4	7.2



- [] Ranking at each section and finish
- .-.- No data available at this section
- NA No data available



Horse/Jockey Name	Starvirgo
Final Rank	10
Fastest Section Time (Section)	0:10.76 (1200m)
Top Speed [km/h] (Section)	67.8 (1200m)
Race State	Finished



Doomben QLD Professional

Race 9: JOURNEY TO THE JEWEL OPEN Handicap - 1350m

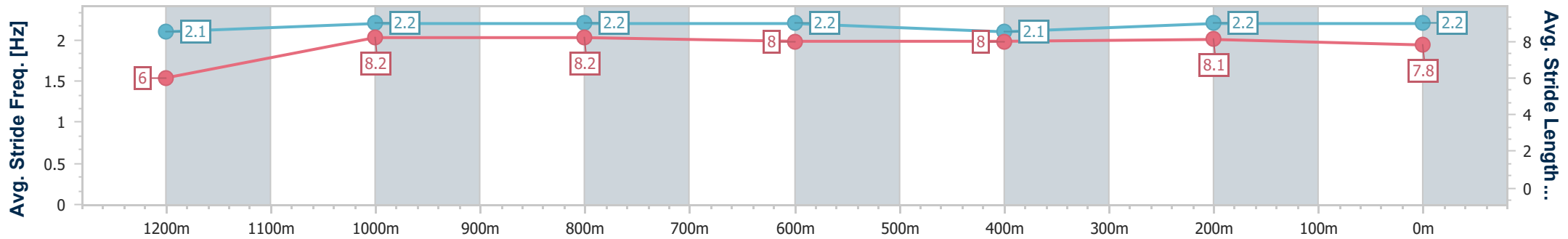
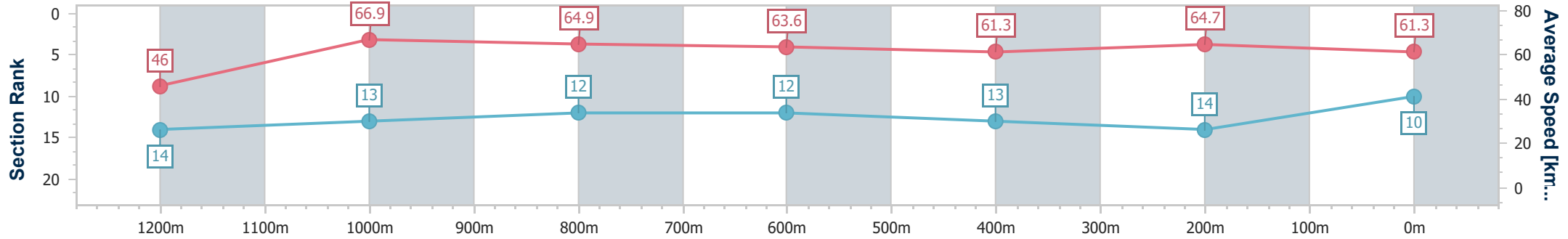
25 February 2023 - 17:12

Track Rating: Good 3, Weather: Fine, Rail Position: +3m Entire Course



BRISBANE RACING CLUB

Section	Overall	1200m	1000m	800m	600m	400m	200m
Section Times	1:19.72 [10] (0:11.80)	1:07.92 [14] (0:10.76)	0:57.16 [13] (0:11.12)	0:46.04 [12] (0:11.41)	0:34.63 [12] (0:11.75)	0:22.88 [13] (0:11.11)	0:11.77 [14] (0:11.77)
Average Speed [km/h]	46.0	66.9	64.9	63.6	61.3	64.7	61.3
Top Speed [km/h]	66.5	67.8	67.5	64.7	62.3	66.4	65.0
Avg. Dist. to Rail [m]	9.1	0.6	0.8	1.1	0.4	1.0	3.1
Avg. Stride Freq. [Hz]	2.1	2.2	2.2	2.2	2.1	2.2	2.2
Avg. Stride Length [m]	6.0	8.2	8.2	8.0	8.0	8.1	7.8



- [] Ranking at each section and finish
- .-.- No data available at this section
- NA No data available



Horse/Jockey Name	Derulo
Final Rank	11
Fastest Section Time (Section)	0:10.77 (1200m)
Top Speed [km/h] (Section)	68.5 (1200m)
Race State	Finished

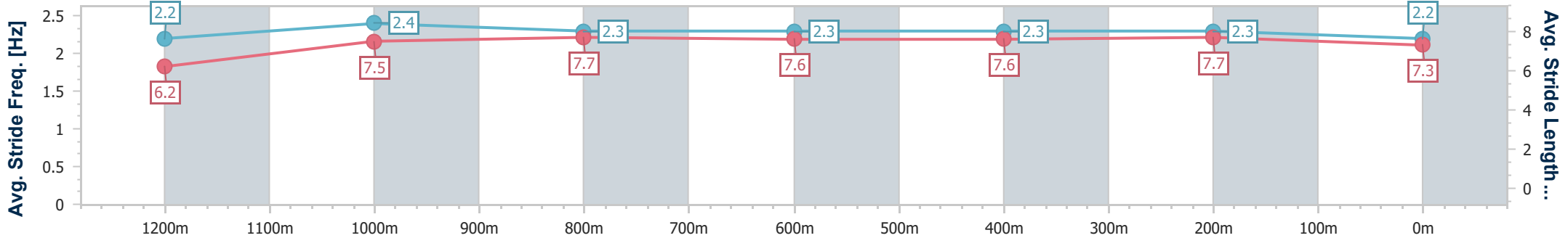
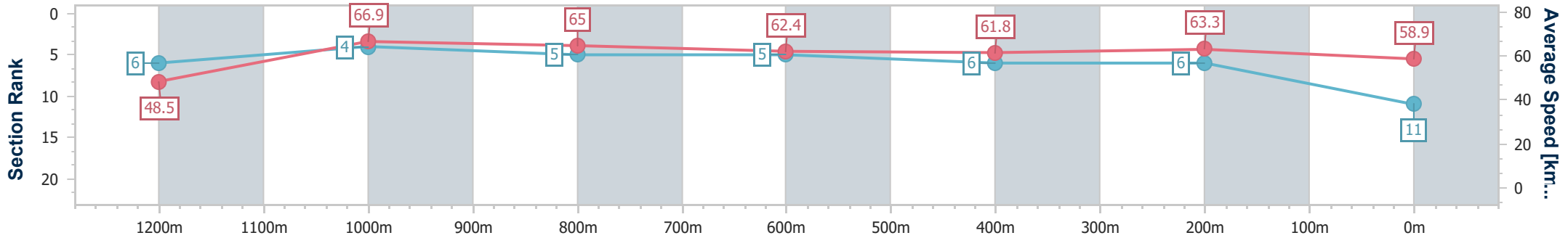


Doomben QLD Professional
Race 9: JOURNEY TO THE JEWEL OPEN Handicap - 1350m
 25 February 2023 - 17:12
 Track Rating: Good 3, Weather: Fine, Rail Position: +3m Entire Course



BRISBANE
 RACING CLUB

Section	Overall	1200m	1000m	800m	600m	400m	200m
Section Times	1:19.83 [11] (0:11.14)	1:08.69 [6] (0:10.77)	0:57.92 [4] (0:11.05)	0:46.87 [5] (0:11.54)	0:35.33 [5] (0:11.71)	0:23.62 [6] (0:11.39)	0:12.23 [6] (0:12.23)
Average Speed [km/h]	48.5	66.9	65.0	62.4	61.8	63.3	58.9
Top Speed [km/h]	65.8	68.5	66.5	63.5	62.5	64.8	60.8
Avg. Dist. to Rail [m]	3.2	1.5	1.0	0.4	0.9	1.2	0.7
Avg. Stride Freq. [Hz]	2.2	2.4	2.3	2.3	2.3	2.3	2.2
Avg. Stride Length [m]	6.2	7.5	7.7	7.6	7.6	7.7	7.3



- [] Ranking at each section and finish
- .-.- No data available at this section
- NA No data available



Horse/Jockey Name	Roman Aureus
Final Rank	12
Fastest Section Time (Section)	0:10.61 (1200m)
Top Speed [km/h] (Section)	70.3 (1200m)
Race State	Finished



Doomben QLD Professional

Race 9: JOURNEY TO THE JEWEL OPEN Handicap - 1350m

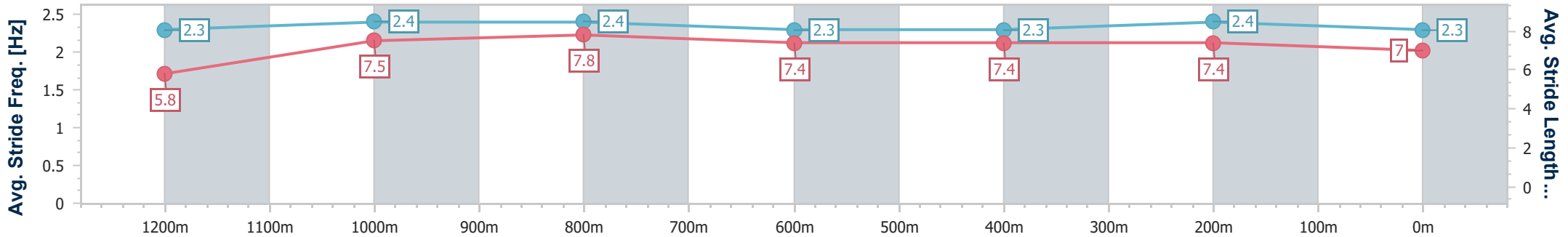
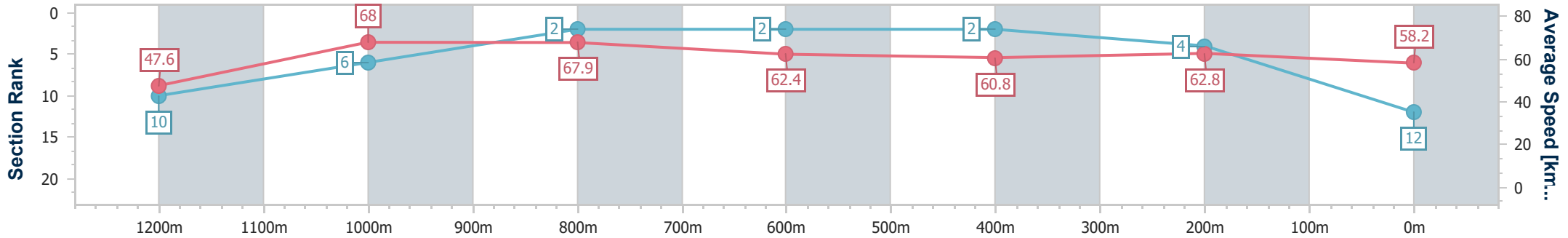
25 February 2023 - 17:12

Track Rating: Good 3, Weather: Fine, Rail Position: +3m Entire Course



BRISBANE RACING CLUB

Section	Overall	1200m	1000m	800m	600m	400m	200m
Section Times	1:19.83 [12] (0:11.33)	1:08.50 [10] (0:10.61)	0:57.89 [6] (0:10.67)	0:47.22 [2] (0:11.57)	0:35.65 [2] (0:11.82)	0:23.83 [2] (0:11.47)	0:12.36 [4] (0:12.36)
Average Speed [km/h]	47.6	68.0	67.9	62.4	60.8	62.8	58.2
Top Speed [km/h]	66.6	70.3	69.7	65.2	62.0	63.7	60.9
Avg. Dist. to Rail [m]	11.5	5.8	2.7	0.6	0.3	0.7	2.1
Avg. Stride Freq. [Hz]	2.3	2.4	2.4	2.3	2.3	2.4	2.3
Avg. Stride Length [m]	5.8	7.5	7.8	7.4	7.4	7.4	7.0



- [] Ranking at each section and finish
- .-.- No data available at this section
- NA No data available



Horse/Jockey Name	Turn On The Charm
Final Rank	13
Fastest Section Time (Section)	0:10.83 (1200m)
Top Speed [km/h] (Section)	67.1 (1200m)
Race State	Finished

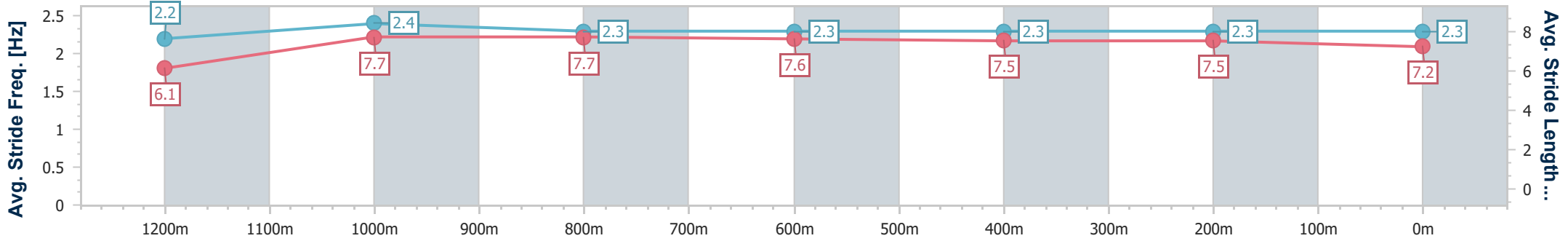
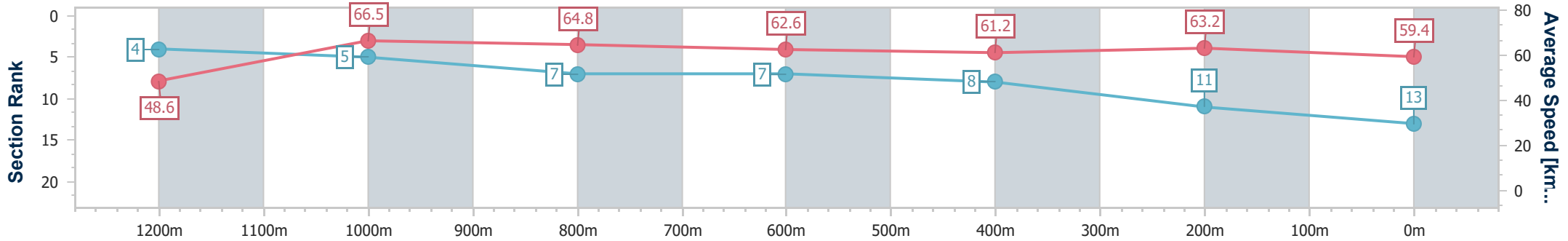


Doomben QLD Professional
Race 9: JOURNEY TO THE JEWEL OPEN Handicap - 1350m
 25 February 2023 - 17:12
 Track Rating: Good 3, Weather: Fine, Rail Position: +3m Entire Course



BRISBANE
RACING CLUB

Section	Overall	1200m	1000m	800m	600m	400m	200m
Section Times	1:19.87 [13] (0:11.11)	1:08.76 [4] (0:10.83)	0:57.93 [5] (0:11.12)	0:46.81 [7] (0:11.53)	0:35.28 [7] (0:11.78)	0:23.50 [8] (0:11.37)	0:12.13 [11] (0:12.13)
Average Speed [km/h]	48.6	66.5	64.8	62.6	61.2	63.2	59.4
Top Speed [km/h]	66.9	67.1	67.1	63.9	61.9	64.9	64.8
Avg. Dist. to Rail [m]	1.1	0.4	0.4	0.7	0.6	0.7	0.9
Avg. Stride Freq. [Hz]	2.2	2.4	2.3	2.3	2.3	2.3	2.3
Avg. Stride Length [m]	6.1	7.7	7.7	7.6	7.5	7.5	7.2



- [] Ranking at each section and finish
- .-.- No data available at this section
- NA No data available



Horse/Jockey Name	Snippy Fox
Final Rank	14
Fastest Section Time (Section)	0:10.66 (1200m)
Top Speed [km/h] (Section)	68.6 (1200m)
Race State	Finished

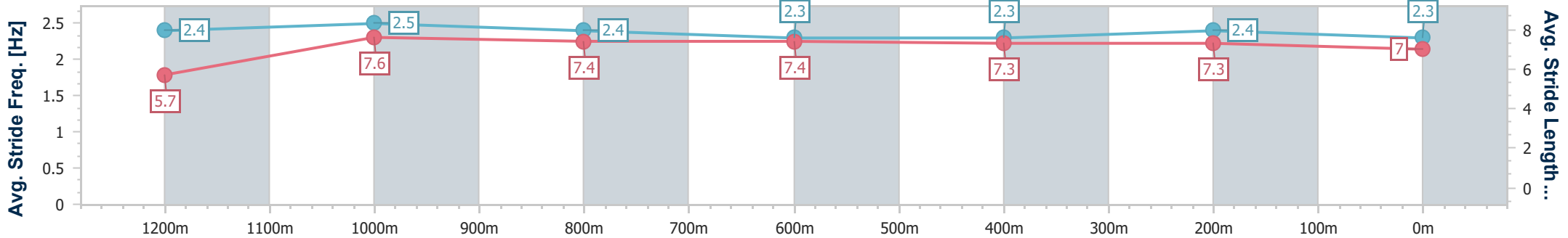
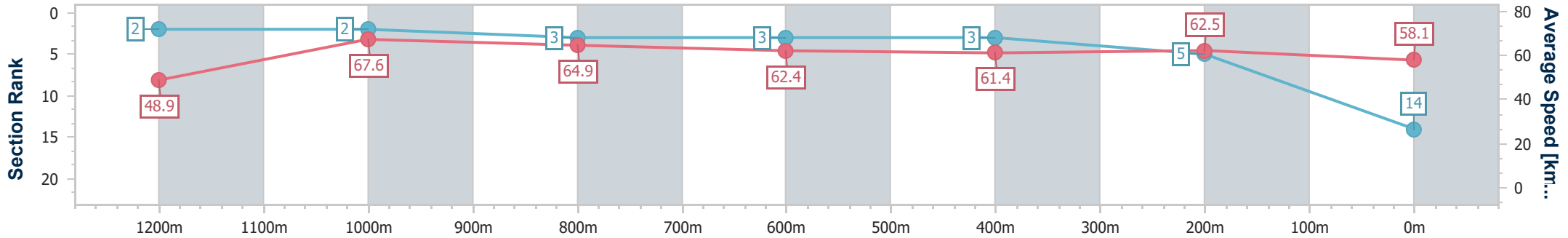


Doomben QLD Professional
Race 9: JOURNEY TO THE JEWEL OPEN Handicap - 1350m
 25 February 2023 - 17:12
 Track Rating: Good 3, Weather: Fine, Rail Position: +3m Entire Course



BRISBANE
 RACING CLUB

Section	Overall	1200m	1000m	800m	600m	400m	200m
Section Times	1:20.04 [14] (0:11.07)	1:08.97 [2] (0:10.66)	0:58.31 [2] (0:11.09)	0:47.22 [3] (0:11.50)	0:35.72 [3] (0:11.76)	0:23.96 [3] (0:11.56)	0:12.40 [5] (0:12.40)
Average Speed [km/h]	48.9	67.6	64.9	62.4	61.4	62.5	58.1
Top Speed [km/h]	66.4	68.6	66.4	63.9	62.8	63.3	61.4
Avg. Dist. to Rail [m]	8.3	2.1	0.7	0.6	0.7	2.9	5.1
Avg. Stride Freq. [Hz]	2.4	2.5	2.4	2.3	2.3	2.4	2.3
Avg. Stride Length [m]	5.7	7.6	7.4	7.4	7.3	7.3	7.0



- [] Ranking at each section and finish
- .-.- No data available at this section
- NA No data available



Horse/Jockey Name	Edison
Final Rank	15
Fastest Section Time (Section)	0:10.91 (1200m)
Top Speed [km/h] (Section)	68.1 (1200m)
Race State	Finished

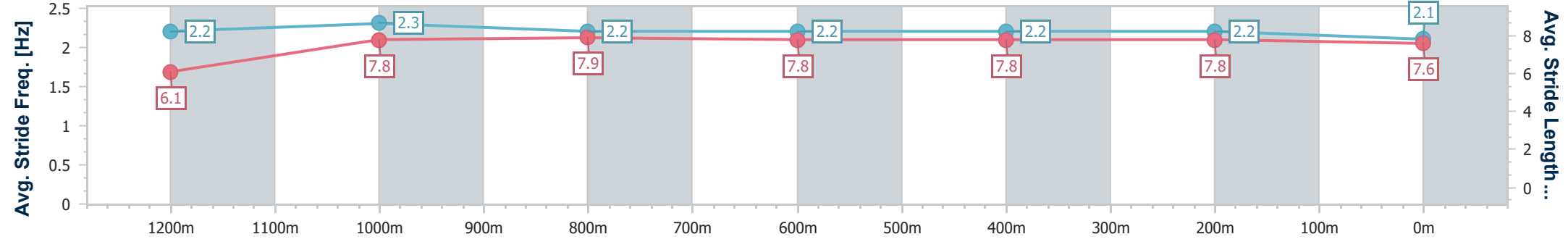
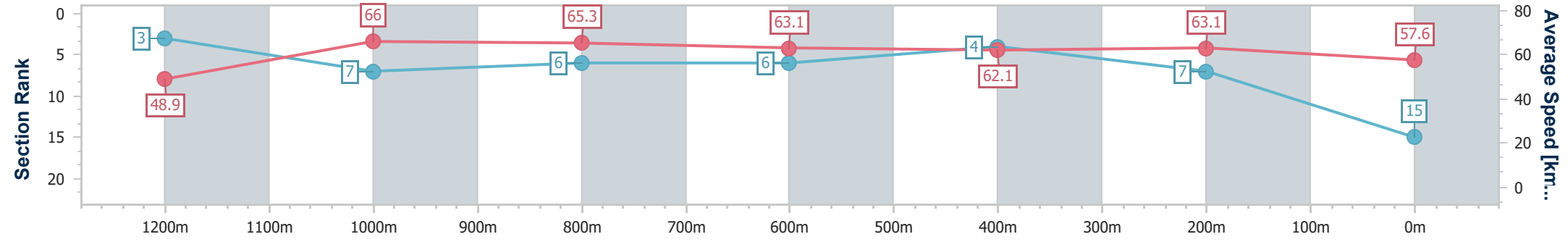


Doomben QLD Professional
Race 9: JOURNEY TO THE JEWEL OPEN Handicap - 1350m
 25 February 2023 - 17:12
 Track Rating: Good 3, Weather: Fine, Rail Position: +3m Entire Course



BRISBANE
RACING CLUB

Section	Overall	1200m	1000m	800m	600m	400m	200m
Section Times	1:20.09 [15] (0:11.06)	1:09.03 [3] (0:10.91)	0:58.12 [7] (0:11.04)	0:47.08 [6] (0:11.50)	0:35.58 [6] (0:11.65)	0:23.93 [4] (0:11.45)	0:12.48 [7] (0:12.48)
Average Speed [km/h]	48.9	66.0	65.3	63.1	62.1	63.1	57.6
Top Speed [km/h]	64.7	68.1	66.9	64.7	64.1	65.4	61.3
Avg. Dist. to Rail [m]	5.5	1.0	0.7	1.6	1.1	2.8	5.5
Avg. Stride Freq. [Hz]	2.2	2.3	2.2	2.2	2.2	2.2	2.1
Avg. Stride Length [m]	6.1	7.8	7.9	7.8	7.8	7.8	7.6



- [] Ranking at each section and finish
- .-.-.- No data available at this section
- NA No data available



Horse/Jockey Name	Bold Warrior
Final Rank	16
Fastest Section Time (Section)	0:11.13 (400m)
Top Speed [km/h] (Section)	65.8 (1000m)
Race State	Finished



Doomben QLD Professional

Race 9: JOURNEY TO THE JEWEL OPEN Handicap - 1350m

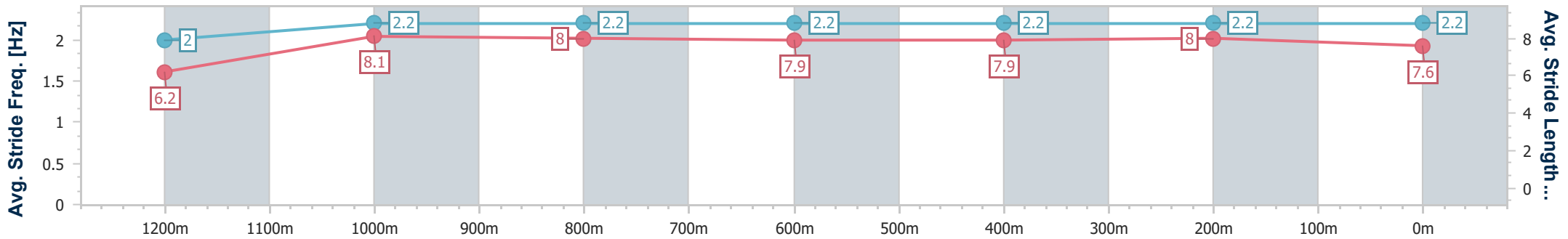
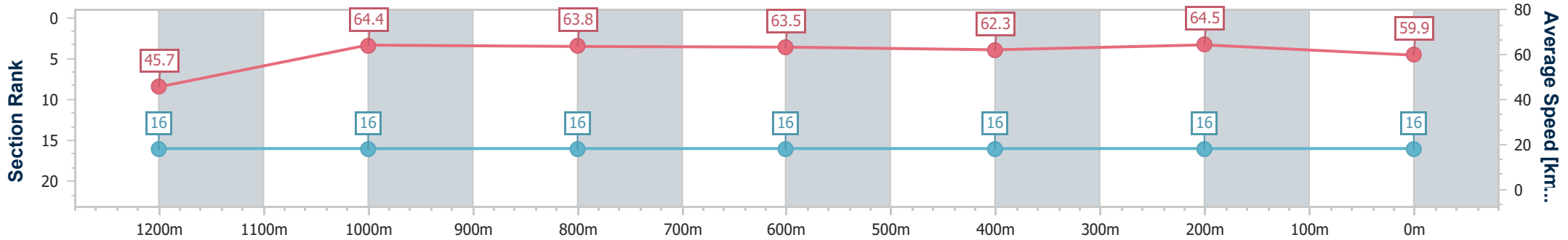
25 February 2023 - 17:12

Track Rating: Good 3, Weather: Fine, Rail Position: +3m Entire Course



BRISBANE RACING CLUB

Section	Overall	1200m	1000m	800m	600m	400m	200m
Section Times	1:20.34 [16] (0:11.87)	1:08.47 [16] (0:11.17)	0:57.30 [16] (0:11.30)	0:46.00 [16] (0:11.32)	0:34.68 [16] (0:11.53)	0:23.15 [16] (0:11.13)	0:12.02 [16] (0:12.02)
Average Speed [km/h]	45.7	64.4	63.8	63.5	62.3	64.5	59.9
Top Speed [km/h]	63.3	65.7	65.8	64.1	64.0	65.7	63.9
Avg. Dist. to Rail [m]	3.1	1.2	1.0	0.7	0.3	1.0	3.0
Avg. Stride Freq. [Hz]	2.0	2.2	2.2	2.2	2.2	2.2	2.2
Avg. Stride Length [m]	6.2	8.1	8.0	7.9	7.9	8.0	7.6



- [] Ranking at each section and finish
- .-.- No data available at this section
- NA No data available