



Doomben QLD Professional

Race 5: MEMBERSHIP@TATTERSALL'S BENCHMARK 80 Handicap - 1615m

25 February 2023 - 14:28



BRISBANE
RACING CLUB

Track Rating: Good 4, Weather: Fine, Rail Position: +3m Entire Course

Section		Overall	1400m	1200m	1000m	800m	600m	400m	Last 600m				
Field Times		1:35.48 (0:14.79)	1:20.69 (0:11.45)	1:09.24 (0:11.82)	0:57.42 (0:12.07)	0:45.35 (0:11.65)	0:33.70 (0:11.12)	0:22.58 (0:10.84)	0:33.70				
Rank	TAB Horse/Jockey	Barrier	Top Speed [km/h]	Fastest Section	Distance Travelled [m]								
1	1 SAGACIOUS Angela Jones	2	67.0 400m	0:10.84 400m	1:35.48 [1] (0:14.79)	1:20.69 [1] (0:11.45)	1:09.24 [1] (0:11.82)	0:57.42 [1] (0:12.07)	0:45.35 [1] (0:11.65)	0:33.70 [1] (0:11.12)	0:22.58 [1] (0:10.84)	0:33.70	
2	9 SANTERO James Orman	6	68.0 400m	0:10.85 400m	1:35.84 [2] (0:15.11)	1:20.73 [3] (0:11.67)	1:09.06 [3] (0:11.72)	0:57.34 [3] (0:12.08)	0:45.26 [3] (0:11.51)	0:33.75 [3] (0:11.31)	0:22.44 [4] (0:10.85)	0:33.75	+8
3	6 REGAL POM Brodie Loy	1	67.5 400m	0:10.95 400m	1:35.95 [3] (0:14.99)	1:20.96 [2] (0:11.57)	1:09.39 [2] (0:11.87)	0:57.52 [2] (0:11.98)	0:45.54 [2] (0:11.53)	0:34.01 [2] (0:11.21)	0:22.80 [2] (0:10.95)	0:34.01	+0
4	4 ROGUE ROCKER Justin Huxtable	5	66.9 400m	0:10.93 400m	1:36.03 [4] (0:15.56)	1:20.47 [7] (0:11.69)	1:08.78 [6] (0:11.78)	0:57.00 [6] (0:12.08)	0:44.92 [6] (0:11.46)	0:33.46 [6] (0:11.05)	0:22.41 [5] (0:10.93)	0:33.46	+4
5	7 CLYDE Larry Cassidy	3	66.4 400m	0:11.00 400m	1:36.10 [5] (0:15.28)	1:20.82 [4] (0:11.64)	1:09.18 [4] (0:11.78)	0:57.40 [4] (0:12.01)	0:45.39 [4] (0:11.45)	0:33.94 [3] (0:11.20)	0:22.74 [3] (0:11.00)	0:33.94	+2
6	8 SOUTHERN STOCK Kyle Wilson-Taylor	4	65.2 400m	0:11.22 600m	1:36.95 [6] (0:15.29)	1:21.66 [5] (0:11.77)	1:09.89 [5] (0:11.74)	0:58.15 [5] (0:12.11)	0:46.04 [5] (0:11.52)	0:34.52 [5] (0:11.22)	0:23.30 [6] (0:11.33)	0:34.52	+8
7	5 SPANISH POINT Andrew Mallyon	8	65.4 600m	0:11.29 600m	1:38.30 [7] (0:15.52)	1:22.78 [6] (0:11.75)	1:11.03 [7] (0:11.74)	0:59.29 [7] (0:12.18)	0:47.11 [7] (0:11.43)	0:35.68 [7] (0:11.29)	0:24.39 [7] (0:11.33)	0:35.68	+9

Scratched: Rose Of Duporth (#11), Morethannumberone (#3), Magic Conqueror (#10), Rathlin (#2)



Doomben QLD Professional
Race 5: MEMBERSHIP@TATTERSALL'S BENCHMARK 80 Handicap - 1615m

25 February 2023 - 14:28



BRISBANE
RACING CLUB

Track Rating: Good 4, Weather: Fine, Rail Position: +3m Entire Course

Section				200m				Last 600m	
Field Times				0:11.74 (0:11.74)				0:33.70	
Rank	TAB Horse/Jockey	Barrier	Top Speed [km/h]	Fastest Section	Margin				Distance Travelled [m]
1	1 SAGACIOUS Angela Jones	2	67.0 400m	0:10.84 400m	0:11.74 [1] (0:11.74)	1:35.48		0:33.70	
2	9 SANTERO James Orman	6	68.0 400m	0:10.85 400m	0:11.59 [3] (0:11.59)	2.11L		0:33.75	+8
3	6 REGAL POM Brodie Loy	1	67.5 400m	0:10.95 400m	0:11.85 [2] (0:11.85)	2.78L		0:34.01	+0
4	4 ROGUE ROCKER Justin Huxtable	5	66.9 400m	0:10.93 400m	0:11.48 [5] (0:11.48)	3.25L		0:33.46	+4
5	7 CLYDE Larry Cassidy	3	66.4 400m	0:11.00 400m	0:11.74 [4] (0:11.74)	3.63L		0:33.94	+2
6	8 SOUTHERN STOCK Kyle Wilson-Taylor	4	65.2 400m	0:11.22 600m	0:11.97 [6] (0:11.97)	8.67L		0:34.52	+8
7	5 SPANISH POINT Andrew Mallyon	8	65.4 600m	0:11.29 600m	0:13.06 [7] (0:13.06)	16.61L		0:35.68	+9

Scratched: Rose Of Duporth (#11), Morethannumberone (#3), Magic Conqueror (#10), Rathlin (#2)



Horse/Jockey Name	Sagacious
Final Rank	1
Fastest Section Time (Section)	0:10.84 (400m)
Top Speed [km/h] (Section)	67.0 (400m)
Race State	Finished

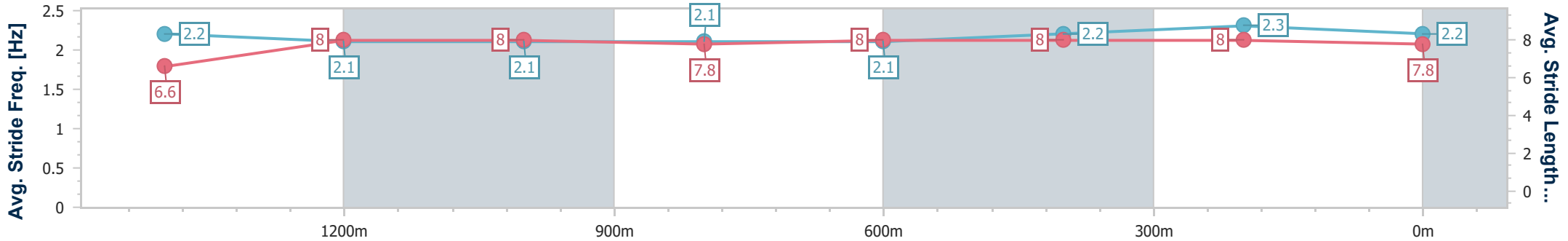
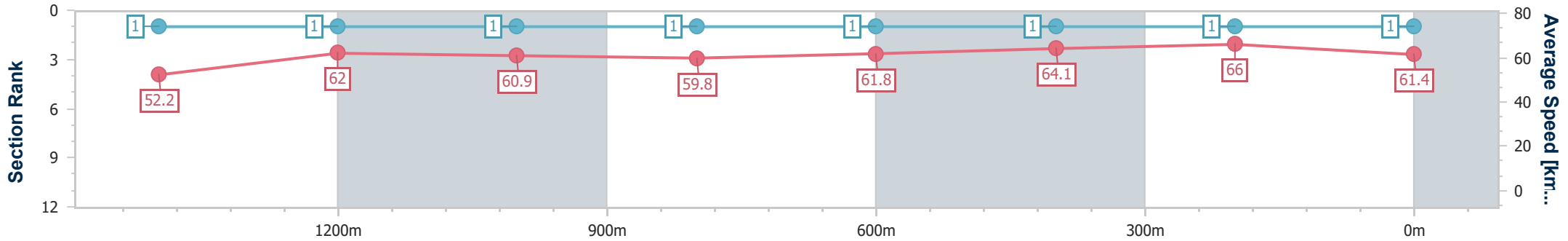


Doomben QLD Professional
Race 5: MEMBERSHIP@TATTERSALL'S BENCHMARK 80
 Handicap - 1615m
 25 February 2023 - 14:28
 Track Rating: Good 4, Weather: Fine, Rail Position: +3m Entire Course



BRISBANE
RACING CLUB

Section	Overall	1400m	1200m	1000m	800m	600m	400m	200m						
Section Times	1:35.48 [1] (0:14.79)	1:20.69 [1] (0:11.45)	1:09.24 [1] (0:11.82)	0:57.42 [1] (0:12.07)	0:45.35 [1] (0:11.65)	0:33.70 [1] (0:11.12)	0:22.58 [1] (0:10.84)	0:11.74 [1] (0:11.74)						
Average Speed [km/h]	52.2	62.0	60.9	59.8	61.8	64.1	66.0	61.4						
Top Speed [km/h]	65.2	63.4	61.7	60.6	63.1	65.7	67.0	64.7						
Avg. Dist. to Rail [m]	1.2	2.0	0.5	0.2	0.2	1.5	2.5	1.7						
Avg. Stride Freq. [Hz]	2.2	2.1	2.1	2.1	2.1	2.2	2.3	2.2						
Avg. Stride Length [m]	6.6	8.0	8.0	7.8	8.0	8.0	8.0	7.8						



- [] Ranking at each section and finish
- .-.- No data available at this section
- NA No data available



Horse/Jockey Name	Santero
Final Rank	2
Fastest Section Time (Section)	0:10.85 (400m)
Top Speed [km/h] (Section)	68.0 (400m)
Race State	Finished

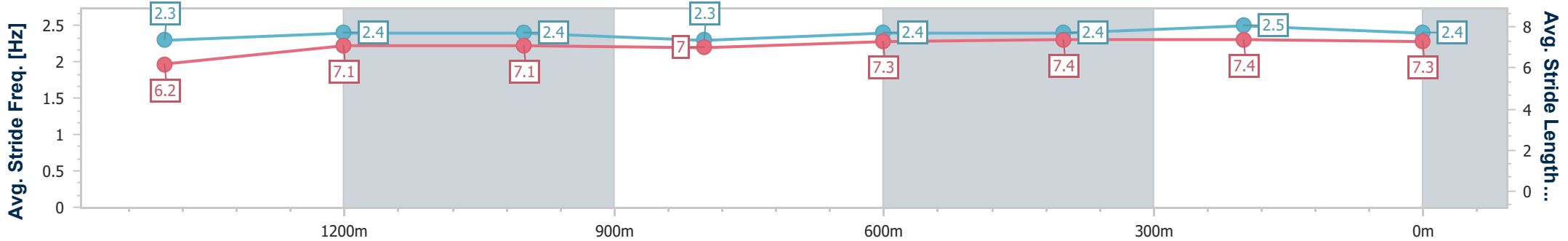
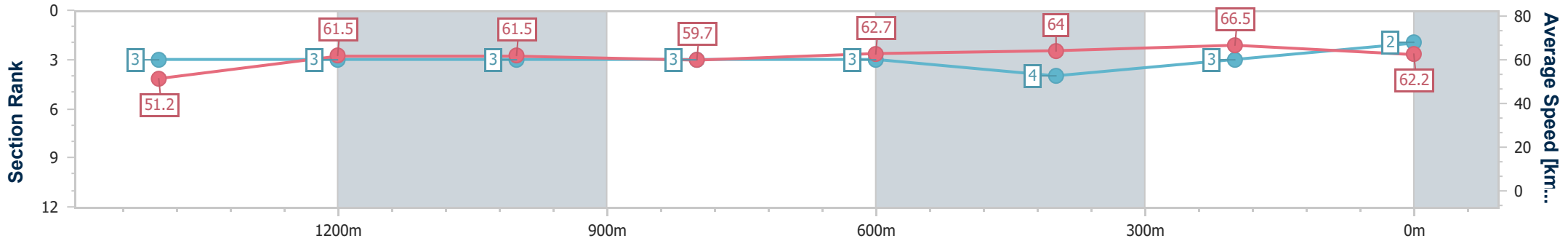


Doomben QLD Professional
Race 5: MEMBERSHIP@TATTERSALL'S BENCHMARK 80
 Handicap - 1615m
 25 February 2023 - 14:28
 Track Rating: Good 4, Weather: Fine, Rail Position: +3m Entire Course



BRISBANE
RACING CLUB

Section	Overall	1400m	1200m	1000m	800m	600m	400m	200m						
Section Times	1:35.84 [2] (0:15.11)	1:20.73 [3] (0:11.67)	1:09.06 [3] (0:11.72)	0:57.34 [3] (0:12.08)	0:45.26 [3] (0:11.51)	0:33.75 [3] (0:11.31)	0:22.44 [4] (0:10.85)	0:11.59 [3] (0:11.59)						
Average Speed [km/h]	51.2	61.5	61.5	59.7	62.7	64.0	66.5	62.2						
Top Speed [km/h]	64.1	63.3	62.9	61.0	64.9	65.2	68.0	64.3						
Avg. Dist. to Rail [m]	2.2	0.5	0.8	1.1	1.0	0.8	0.5	1.8						
Avg. Stride Freq. [Hz]	2.3	2.4	2.4	2.3	2.4	2.4	2.5	2.4						
Avg. Stride Length [m]	6.2	7.1	7.1	7.0	7.3	7.4	7.4	7.3						



- [] Ranking at each section and finish
- .-.- No data available at this section
- NA No data available



Horse/Jockey Name	Regal Pom
Final Rank	3
Fastest Section Time (Section)	0:10.95 (400m)
Top Speed [km/h] (Section)	67.5 (400m)
Race State	Finished

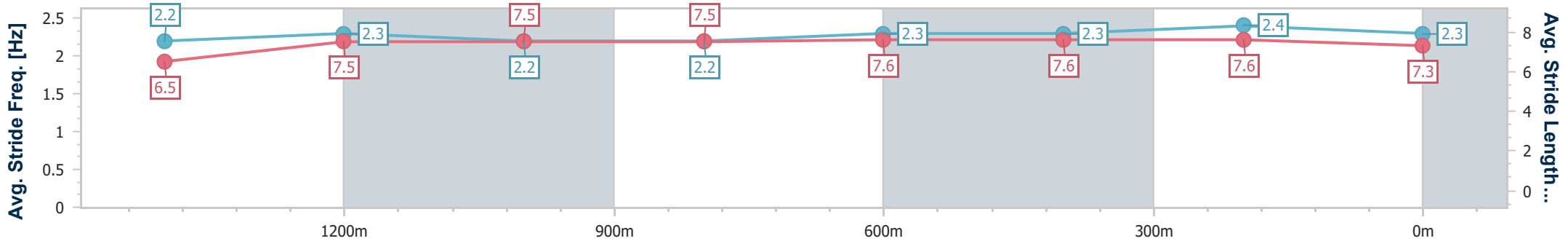
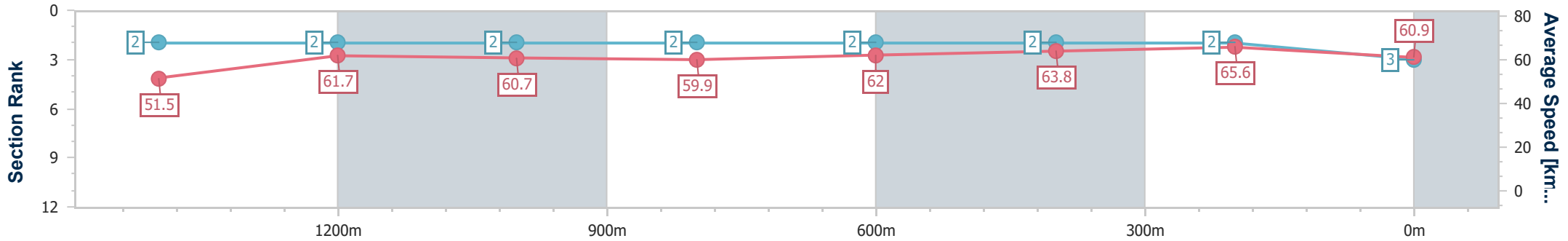


Doomben QLD Professional
Race 5: MEMBERSHIP@TATTERSALL'S BENCHMARK 80
Handicap - 1615m
 25 February 2023 - 14:28
 Track Rating: Good 4, Weather: Fine, Rail Position: +3m Entire Course



BRISBANE
RACING CLUB

Section	Overall	1400m	1200m	1000m	800m	600m	400m	200m					
Section Times	1:35.95 [3] (0:14.99)	1:20.96 [2] (0:11.57)	1:09.39 [2] (0:11.87)	0:57.52 [2] (0:11.98)	0:45.54 [2] (0:11.53)	0:34.01 [2] (0:11.21)	0:22.80 [2] (0:10.95)	0:11.85 [2] (0:11.85)					
Average Speed [km/h]	51.5	61.7	60.7	59.9	62.0	63.8	65.6	60.9					
Top Speed [km/h]	62.6	63.3	61.1	60.8	63.2	65.1	67.5	64.7					
Avg. Dist. to Rail [m]	2.0	1.4	0.3	0.7	1.2	1.1	0.7	1.5					
Avg. Stride Freq. [Hz]	2.2	2.3	2.2	2.2	2.3	2.3	2.4	2.3					
Avg. Stride Length [m]	6.5	7.5	7.5	7.5	7.6	7.6	7.6	7.3					



- [] Ranking at each section and finish
- .-.- No data available at this section
- NA No data available



Horse/Jockey Name	Rogue Rocker
Final Rank	4
Fastest Section Time (Section)	0:10.93 (400m)
Top Speed [km/h] (Section)	66.9 (400m)
Race State	Finished

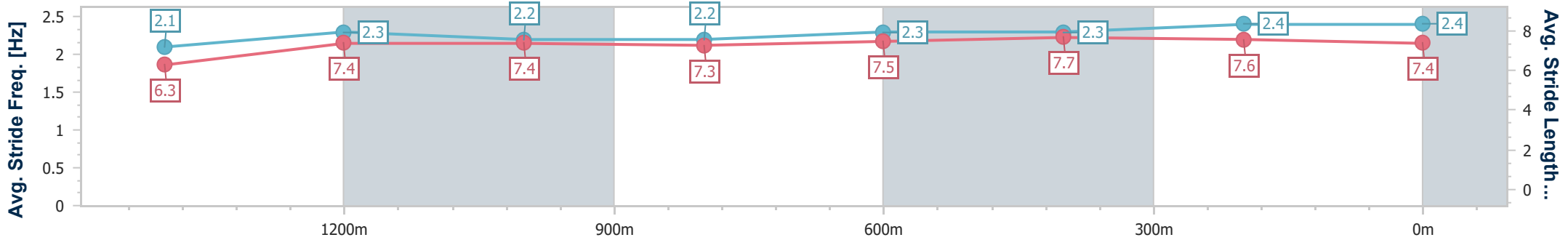
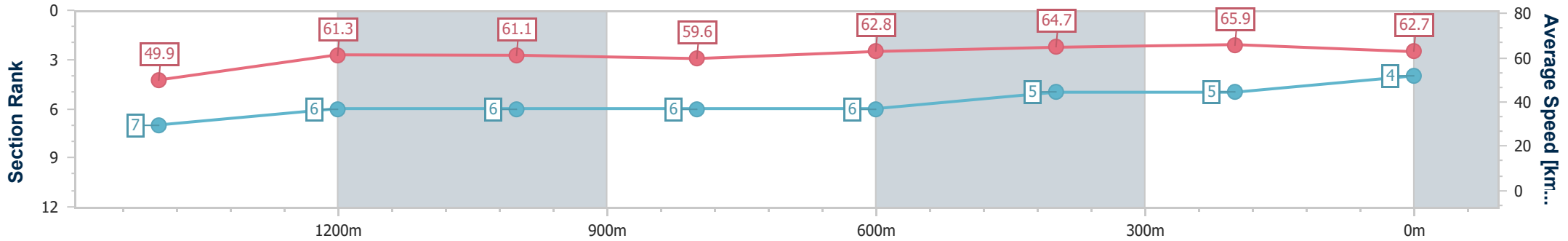


Doomben QLD Professional
Race 5: MEMBERSHIP@TATTERSALL'S BENCHMARK 80
Handicap - 1615m
 25 February 2023 - 14:28
 Track Rating: Good 4, Weather: Fine, Rail Position: +3m Entire Course



BRISBANE RACING CLUB

Section	Overall	1400m	1200m	1000m	800m	600m	400m	200m						
Section Times	1:36.03 [4] (0:15.56)	1:20.47 [7] (0:11.69)	1:08.78 [6] (0:11.78)	0:57.00 [6] (0:12.08)	0:44.92 [6] (0:11.46)	0:33.46 [6] (0:11.05)	0:22.41 [5] (0:10.93)	0:11.48 [5] (0:11.48)						
Average Speed [km/h]	49.9	61.3	61.1	59.6	62.8	64.7	65.9	62.7						
Top Speed [km/h]	63.5	62.3	62.1	61.1	65.4	65.7	66.9	66.1						
Avg. Dist. to Rail [m]	1.8	0.6	0.1	0.2	0.4	1.0	1.2	3.1						
Avg. Stride Freq. [Hz]	2.1	2.3	2.2	2.2	2.3	2.3	2.4	2.4						
Avg. Stride Length [m]	6.3	7.4	7.4	7.3	7.5	7.7	7.6	7.4						



- [] Ranking at each section and finish
- .-.- No data available at this section
- NA No data available



Horse/Jockey Name	Clyde
Final Rank	5
Fastest Section Time (Section)	0:11.00 (400m)
Top Speed [km/h] (Section)	66.4 (400m)
Race State	Finished

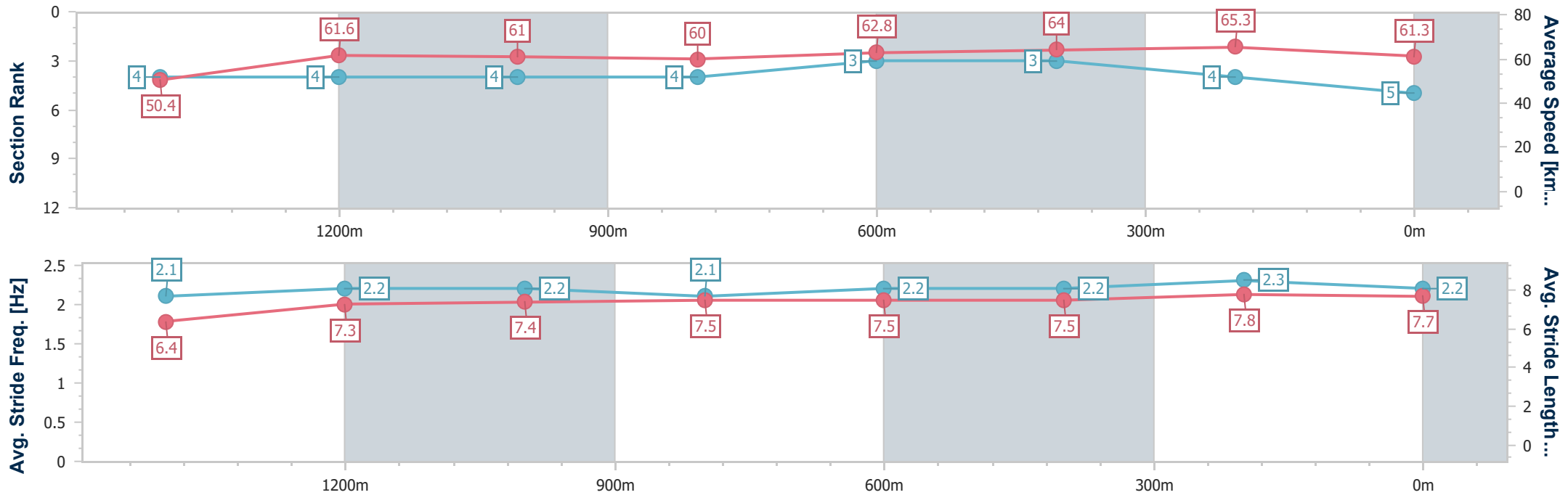


Doomben QLD Professional
Race 5: MEMBERSHIP@TATTERSALL'S BENCHMARK 80
Handicap - 1615m
 25 February 2023 - 14:28
 Track Rating: Good 4, Weather: Fine, Rail Position: +3m Entire Course



BRISBANE RACING CLUB

Section	Overall	1400m	1200m	1000m	800m	600m	400m	200m						
Section Times	1:36.10 [5] (0:15.28)	1:20.82 [4] (0:11.64)	1:09.18 [4] (0:11.78)	0:57.40 [4] (0:12.01)	0:45.39 [4] (0:11.45)	0:33.94 [3] (0:11.20)	0:22.74 [3] (0:11.00)	0:11.74 [4] (0:11.74)						
Average Speed [km/h]	50.4	61.6	61.0	60.0	62.8	64.0	65.3	61.3						
Top Speed [km/h]	63.1	62.5	61.5	61.1	64.2	65.1	66.4	63.6						
Avg. Dist. to Rail [m]	0.8	0.7	0.1	0.2	0.2	1.0	1.6	0.7						
Avg. Stride Freq. [Hz]	2.1	2.2	2.2	2.1	2.2	2.2	2.3	2.2						
Avg. Stride Length [m]	6.4	7.3	7.4	7.5	7.5	7.5	7.8	7.7						



- [] Ranking at each section and finish
- .-.- No data available at this section
- NA No data available



Horse/Jockey Name	Southern Stock
Final Rank	6
Fastest Section Time (Section)	0:11.22 (600m)
Top Speed [km/h] (Section)	65.2 (400m)
Race State	Finished

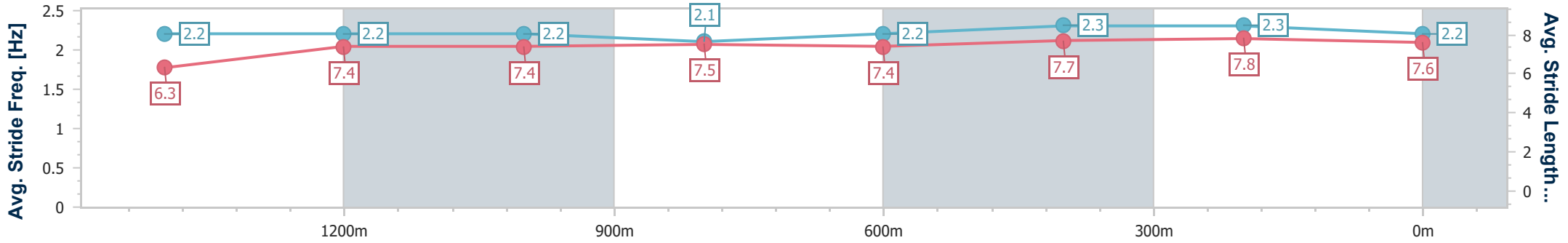
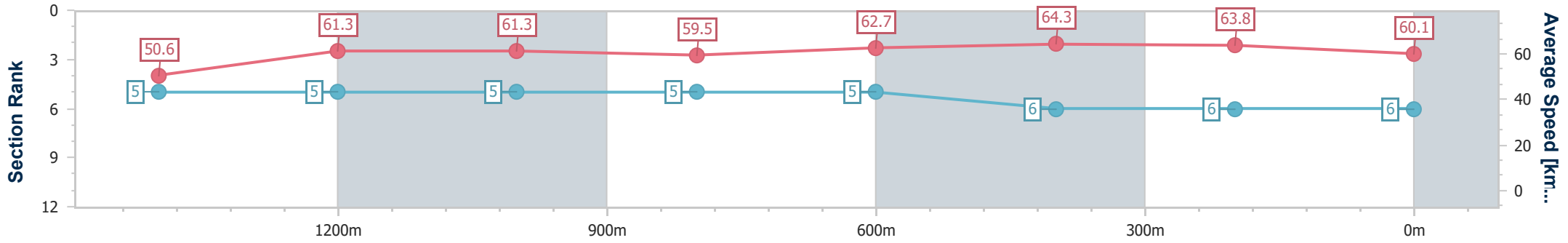


Doomben QLD Professional
Race 5: MEMBERSHIP@TATTERSALL'S BENCHMARK 80
Handicap - 1615m
 25 February 2023 - 14:28
 Track Rating: Good 4, Weather: Fine, Rail Position: +3m Entire Course



BRISBANE
RACING CLUB

Section	Overall	1400m	1200m	1000m	800m	600m	400m	200m						
Section Times	1:36.95 [6] (0:15.29)	1:21.66 [5] (0:11.77)	1:09.89 [5] (0:11.74)	0:58.15 [5] (0:12.11)	0:46.04 [5] (0:11.52)	0:34.52 [5] (0:11.22)	0:23.30 [6] (0:11.33)	0:11.97 [6] (0:11.97)						
Average Speed [km/h]	50.6	61.3	61.3	59.5	62.7	64.3	63.8	60.1						
Top Speed [km/h]	63.7	62.5	61.9	61.1	64.5	64.7	65.2	62.4						
Avg. Dist. to Rail [m]	1.1	0.4	1.0	1.0	0.4	0.4	2.0	2.7						
Avg. Stride Freq. [Hz]	2.2	2.2	2.2	2.1	2.2	2.3	2.3	2.2						
Avg. Stride Length [m]	6.3	7.4	7.4	7.5	7.4	7.7	7.8	7.6						



- [] Ranking at each section and finish
- .-.- No data available at this section
- NA No data available



Horse/Jockey Name	Spanish Point
Final Rank	7
Fastest Section Time (Section)	0:11.29 (600m)
Top Speed [km/h] (Section)	65.4 (600m)
Race State	Finished

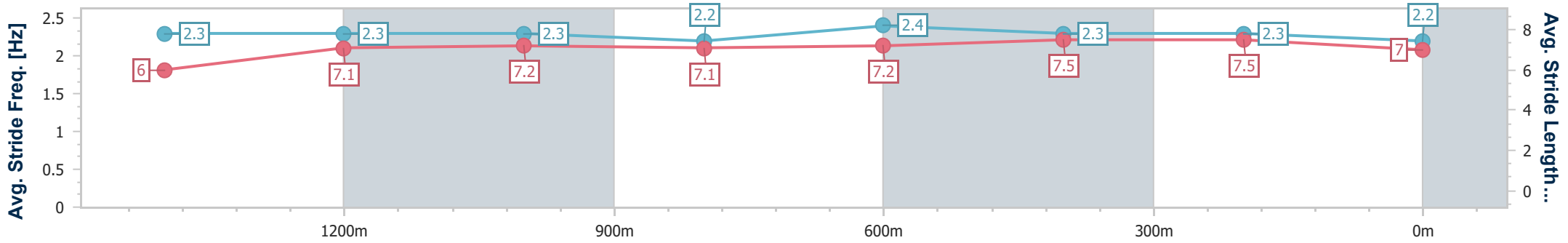
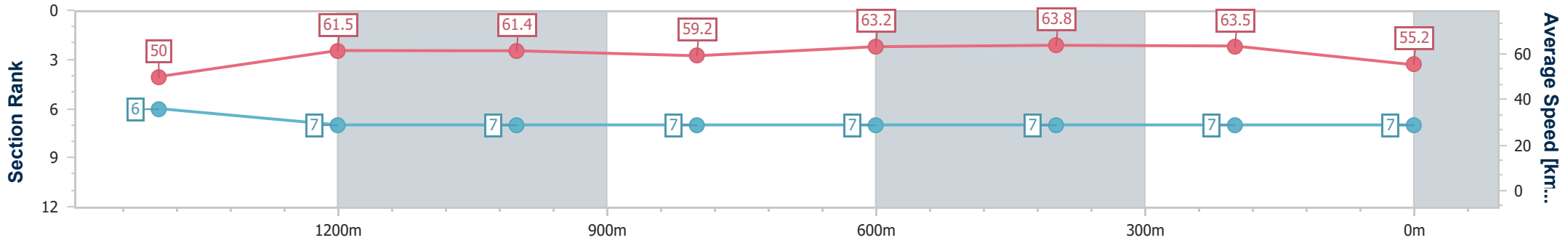


Doomben QLD Professional
Race 5: MEMBERSHIP@TATTERSALL'S BENCHMARK 80
Handicap - 1615m
 25 February 2023 - 14:28
 Track Rating: Good 4, Weather: Fine, Rail Position: +3m Entire Course



BRISBANE
RACING CLUB

Section	Overall	1400m	1200m	1000m	800m	600m	400m	200m						
Section Times	1:38.30 [7] (0:15.52)	1:22.78 [6] (0:11.75)	1:11.03 [7] (0:11.74)	0:59.29 [7] (0:12.18)	0:47.11 [7] (0:11.43)	0:35.68 [7] (0:11.29)	0:24.39 [7] (0:11.33)	0:13.06 [7] (0:13.06)						
Average Speed [km/h]	50.0	61.5	61.4	59.2	63.2	63.8	63.5	55.2						
Top Speed [km/h]	63.4	63.0	62.2	61.4	65.4	65.4	65.0	61.9						
Avg. Dist. to Rail [m]	3.2	0.7	1.4	1.3	0.7	0.2	0.7	1.2						
Avg. Stride Freq. [Hz]	2.3	2.3	2.3	2.2	2.4	2.3	2.3	2.2						
Avg. Stride Length [m]	6.0	7.1	7.2	7.1	7.2	7.5	7.5	7.0						



- [] Ranking at each section and finish
- .-.- No data available at this section
- NA No data available