



Doomben QLD Professional
Race 3: LADBROKES SAME RACE MULTI Fillies & Mares No Metro Wins
Handicap - 1200m
25 February 2023 - 13:12



BRISBANE
RACING CLUB

Track Rating: Good 4, Weather: Fine, Rail Position: +3m Entire Course

Section		Field Times											Last 600m	
		Overall	1000m	800m	600m	400m	200m						0:33.84	
		1:09.12 (0:13.16)	0:55.96 (0:10.93)	0:45.03 (0:11.19)	0:33.84 (0:11.27)	0:22.57 (0:10.73)	0:11.84 (0:11.84)							
Rank	TAB Horse/Jockey	Barrier	Top Speed [km/h]	Fastest Section								Margin	Distance Travelled [m]	
1	10 XTRA GEAR Tegan Harrison	1	68.5	0:10.73	1:09.12 [1] (0:13.16)	0:55.96 [1] (0:10.93)	0:45.03 [1] (0:11.19)	0:33.84 [1] (0:11.27)	0:22.57 [1] (0:10.73)	0:11.84 [1] (0:11.84)	1:09.12	0:33.84		
2	5 BEFANA Andrew Mallyon	3	68.6	0:10.86	1:09.22 [2] (0:13.64)	0:55.58 [6] (0:10.96)	0:44.62 [6] (0:11.16)	0:33.46 [6] (0:11.14)	0:22.32 [6] (0:10.86)	0:11.46 [4] (0:11.46)	0.56L	0:33.46	-6	
3	7 GEE BEE ESS Sean Cormack	12	68.8	0:10.67	1:09.36 [3] (0:14.16)	0:55.20 [11] (0:10.84)	0:44.36 [11] (0:11.40)	0:32.96 [11] (0:11.15)	0:21.81 [11] (0:10.67)	0:11.14 [10] (0:11.14)	1.41L	0:32.96	-6	
4	9 SABALENKA James Orman	6	68.4	0:10.75	1:09.37 [4] (0:13.69)	0:55.68 [7] (0:10.90)	0:44.78 [7] (0:11.34)	0:33.44 [7] (0:11.20)	0:22.24 [8] (0:10.75)	0:11.49 [6] (0:11.49)	1.44L	0:33.44	-1	
5	11 EYE PEA OH Larry Cassidy	5	67.4	0:10.88	1:09.39 [5] (0:13.45)	0:55.94 [4] (0:10.92)	0:45.02 [3] (0:11.37)	0:33.65 [5] (0:11.14)	0:22.51 [3] (0:10.88)	0:11.63 [2] (0:11.63)	1.59L	0:33.65	+2	
6	4 BOHO BEAUTY Jim Byrne	9	68.0	0:10.95	1:09.49 [6] (0:13.21)	0:56.28 [2] (0:10.95)	0:45.33 [2] (0:11.30)	0:34.03 [2] (0:11.27)	0:22.76 [2] (0:11.01)	0:11.75 [3] (0:11.75)	2.17L	0:34.03	+1	
7	1 DA PARTY GAL Angela Jones	11	69.2	0:10.86	1:09.59 [7] (0:13.96)	0:55.63 [9] (0:10.86)	0:44.77 [10] (0:11.25)	0:33.52 [8] (0:11.09)	0:22.43 [7] (0:10.90)	0:11.53 [8] (0:11.53)	2.77L	0:33.52	-5	
8	2 MISS BALTIMORE Marnu Potgieter	4	67.9	0:10.95	1:09.71 [8] (0:13.50)	0:56.21 [5] (0:10.95)	0:45.26 [5] (0:11.28)	0:33.98 [4] (0:11.22)	0:22.76 [5] (0:11.10)	0:11.66 [7] (0:11.66)	3.46L	0:33.98	-4	
9	3 VALLEY OF DREAMS Mark Du Plessis	2	67.7	0:10.93	1:09.79 [9] (0:13.44)	0:56.35 [3] (0:10.93)	0:45.42 [4] (0:11.30)	0:34.12 [3] (0:11.21)	0:22.91 [4] (0:10.97)	0:11.94 [5] (0:11.94)	3.9L	0:34.12	-3	
10	8 BYRON EYES Kyle Wilson-Taylor	7	68.8	0:10.81	1:10.21 [10] (0:13.96)	0:56.25 [10] (0:10.81)	0:45.44 [9] (0:11.42)	0:34.02 [10] (0:11.13)	0:22.89 [9] (0:10.90)	0:11.99 [9] (0:11.99)	6.39L	0:34.02	-1	

Scratched: Kokopo Kitty (#12)

[] Ranking at each section and finish
 -:-:- No data available at this section
 NA No data available

SCN Saddle cloth number
 DNF Did not finish
 DNT Did not track



Doomben QLD Professional
Race 3: LADBROKES SAME RACE MULTI Fillies & Mares No Metro Wins
Handicap - 1200m
25 February 2023 - 13:12



Track Rating: Good 4, Weather: Fine, Rail Position: +3m Entire Course

Section	Overall	1000m	800m	600m	400m	200m	Last 600m
Field Times	1:09.12 (0:13.16)	0:55.96 (0:10.93)	0:45.03 (0:11.19)	0:33.84 (0:11.27)	0:22.57 (0:10.73)	0:11.84 (0:11.84)	0:33.84

Rank	TAB	Horse/Jockey	Barrier	Top Speed [km/h]	Fastest Section	Margin	Distance Travelled [m]
11	6	BARISTASISTA Samantha Collett	8	68.5 1000m	0:10.86 1000m 1:10.32 [11] (0:13.82)	7.04L	+7
					0:56.50 [8] (0:10.86)	0:45.64 [8] (0:11.46)	0:34.18 [9] (0:11.31)
					0:22.87 [10] (0:11.01)	0:11.86 [11] (0:11.86)	

Scratched: Kokopo Kitty (#12)



Horse/Jockey Name	Xtra Gear
Final Rank	1
Fastest Section Time (Section)	0:10.73 (400m)
Top Speed [km/h] (Section)	68.5 (Overall)
Race State	Finished

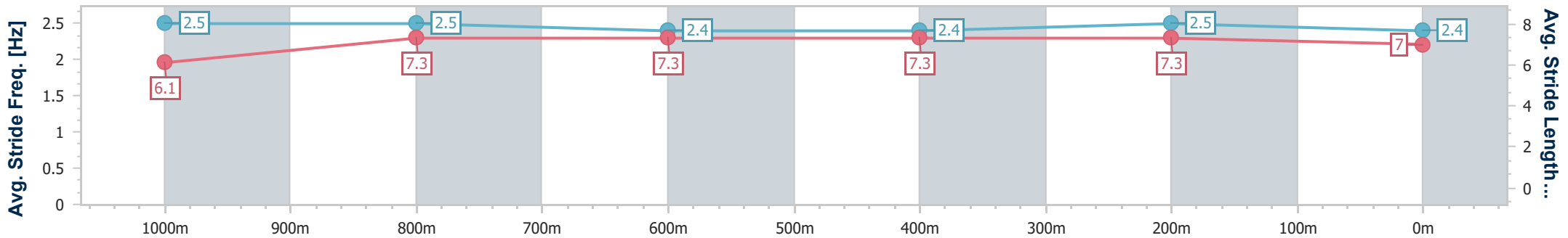
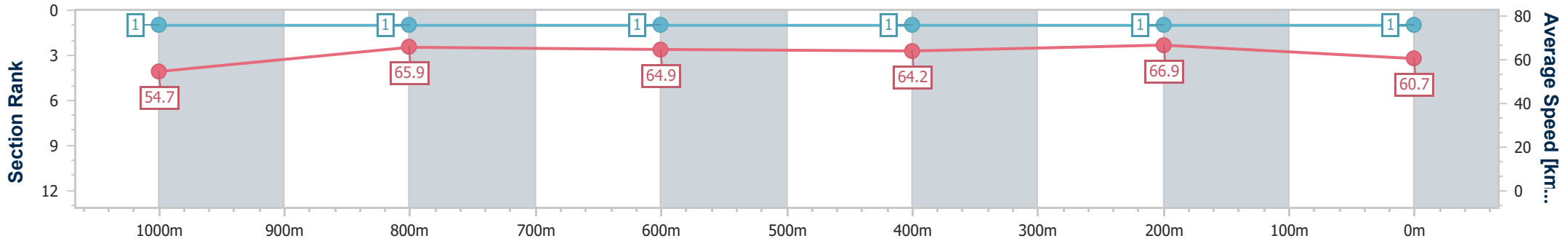


Doomben QLD Professional
Race 3: LADBROKES SAME RACE MULTI Fillies & Mares No Metro Wins Handicap - 1200m
 25 February 2023 - 13:12
 Track Rating: Good 4, Weather: Fine, Rail Position: +3m Entire Course



BRISBANE
RACING CLUB

Section	Overall	1000m	800m	600m	400m	200m
Section Times	1:09.12 [1] (0:13.16)	0:55.96 [1] (0:10.93)	0:45.03 [1] (0:11.19)	0:33.84 [1] (0:11.27)	0:22.57 [1] (0:10.73)	0:11.84 [1] (0:11.84)
Average Speed [km/h]	54.7	65.9	64.9	64.2	66.9	60.7
Top Speed [km/h]	68.5	67.7	65.3	65.5	68.1	64.8
Avg. Dist. to Rail [m]	0.4	0.2	1.5	1.0	1.7	2.2
Avg. Stride Freq. [Hz]	2.5	2.5	2.4	2.4	2.5	2.4
Avg. Stride Length [m]	6.1	7.3	7.3	7.3	7.3	7.0



- [] Ranking at each section and finish
- .-.- No data available at this section
- NA No data available



Horse/Jockey Name	Befana
Final Rank	2
Fastest Section Time (Section)	0:10.86 (400m)
Top Speed [km/h] (Section)	68.6 (1000m)
Race State	Finished

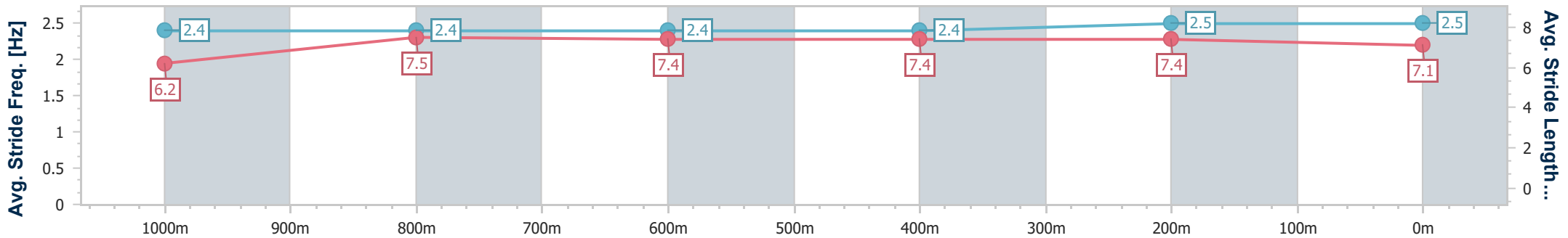
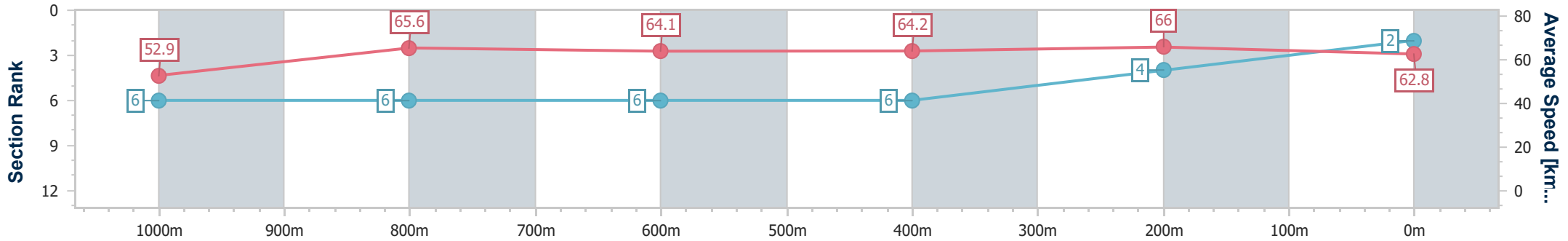


Doomben QLD Professional
Race 3: LADBROKES SAME RACE MULTI Fillies & Mares No Metro Wins Handicap - 1200m
 25 February 2023 - 13:12
 Track Rating: Good 4, Weather: Fine, Rail Position: +3m Entire Course



BRISBANE
RACING CLUB

Section	Overall	1000m	800m	600m	400m	200m
Section Times	1:09.22 [2] (0:13.64)	0:55.58 [6] (0:10.96)	0:44.62 [6] (0:11.16)	0:33.46 [6] (0:11.14)	0:22.32 [6] (0:10.86)	0:11.46 [4] (0:11.46)
Average Speed [km/h]	52.9	65.6	64.1	64.2	66.0	62.8
Top Speed [km/h]	68.6	68.6	66.4	65.5	66.8	65.3
Avg. Dist. to Rail [m]	1.0	0.4	1.2	1.4	1.3	1.0
Avg. Stride Freq. [Hz]	2.4	2.4	2.4	2.4	2.5	2.5
Avg. Stride Length [m]	6.2	7.5	7.4	7.4	7.4	7.1



- [] Ranking at each section and finish
- .-.- No data available at this section
- NA No data available



Horse/Jockey Name	Gee Bee Ess
Final Rank	3
Fastest Section Time (Section)	0:10.67 (400m)
Top Speed [km/h] (Section)	68.8 (1000m)
Race State	Finished

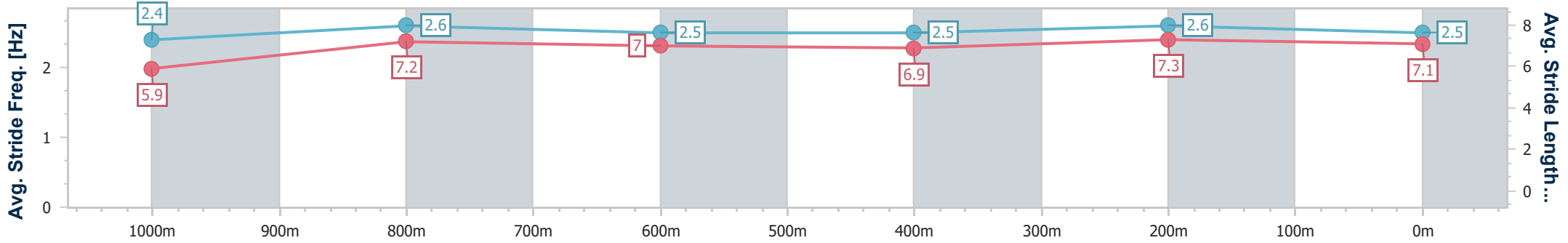
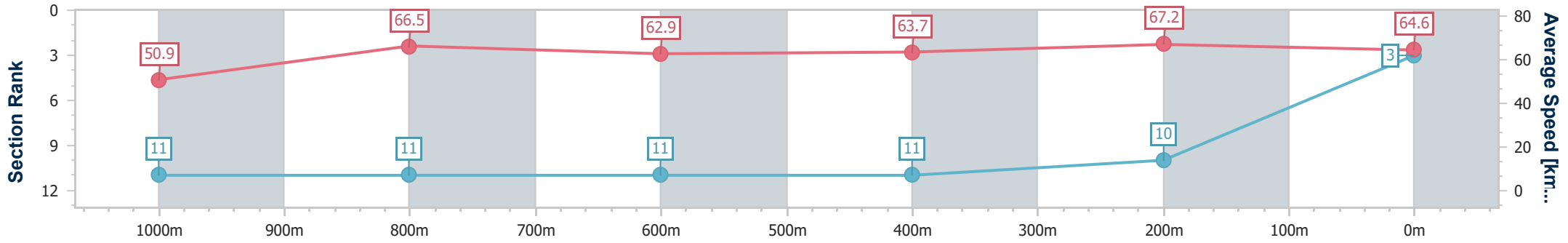


Doomben QLD Professional
Race 3: LADBROKES SAME RACE MULTI Fillies & Mares No Metro Wins Handicap - 1200m
 25 February 2023 - 13:12
 Track Rating: Good 4, Weather: Fine, Rail Position: +3m Entire Course



BRISBANE
RACING CLUB

Section	Overall	1000m	800m	600m	400m	200m								
Section Times	1:09.36 [3] (0:14.16)	0:55.20 [11] (0:10.84)	0:44.36 [11] (0:11.40)	0:32.96 [11] (0:11.15)	0:21.81 [11] (0:10.67)	0:11.14 [10] (0:11.14)								
Average Speed [km/h]	50.9	66.5	62.9	63.7	67.2	64.6								
Top Speed [km/h]	65.7	68.8	64.0	65.5	67.8	67.0								
Avg. Dist. to Rail [m]	5.9	0.4	0.8	2.1	2.2	1.7								
Avg. Stride Freq. [Hz]	2.4	2.6	2.5	2.5	2.6	2.5								
Avg. Stride Length [m]	5.9	7.2	7.0	6.9	7.3	7.1								



- [] Ranking at each section and finish
- .-.- No data available at this section
- NA No data available



Horse/Jockey Name	Sabalenka
Final Rank	4
Fastest Section Time (Section)	0:10.75 (400m)
Top Speed [km/h] (Section)	68.4 (1000m)
Race State	Finished

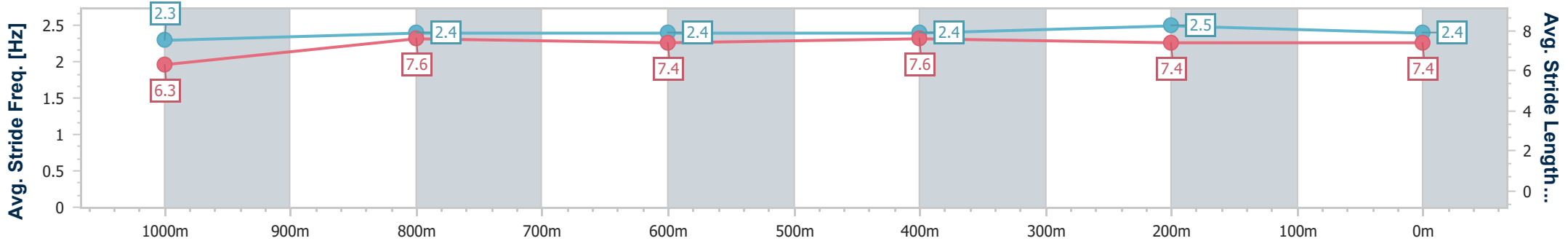
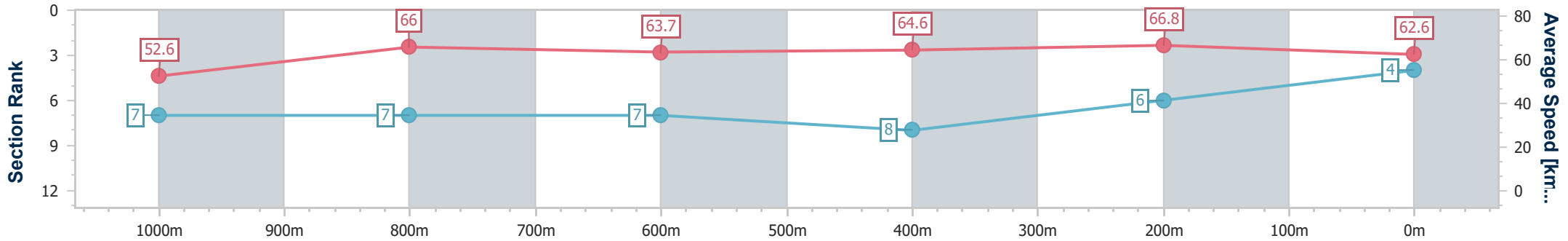


Doomben QLD Professional
Race 3: LADBROKES SAME RACE MULTI Fillies & Mares No Metro Wins Handicap - 1200m
 25 February 2023 - 13:12
 Track Rating: Good 4, Weather: Fine, Rail Position: +3m Entire Course



BRISBANE
RACING CLUB

Section	Overall	1000m	800m	600m	400m	200m
Section Times	1:09.37 [4] (0:13.69)	0:55.68 [7] (0:10.90)	0:44.78 [7] (0:11.34)	0:33.44 [7] (0:11.20)	0:22.24 [8] (0:10.75)	0:11.49 [6] (0:11.49)
Average Speed [km/h]	52.6	66.0	63.7	64.6	66.8	62.6
Top Speed [km/h]	67.2	68.4	64.9	65.2	67.8	66.1
Avg. Dist. to Rail [m]	2.2	0.3	0.8	1.6	1.0	0.9
Avg. Stride Freq. [Hz]	2.3	2.4	2.4	2.4	2.5	2.4
Avg. Stride Length [m]	6.3	7.6	7.4	7.6	7.4	7.4



- [] Ranking at each section and finish
- .-.- No data available at this section
- NA No data available



Horse/Jockey Name	Eye Pea Oh
Final Rank	5
Fastest Section Time (Section)	0:10.88 (400m)
Top Speed [km/h] (Section)	67.4 (1000m)
Race State	Finished

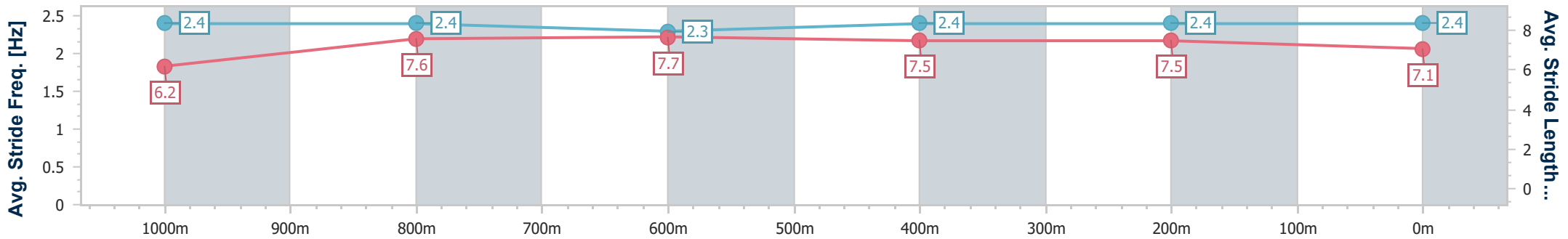
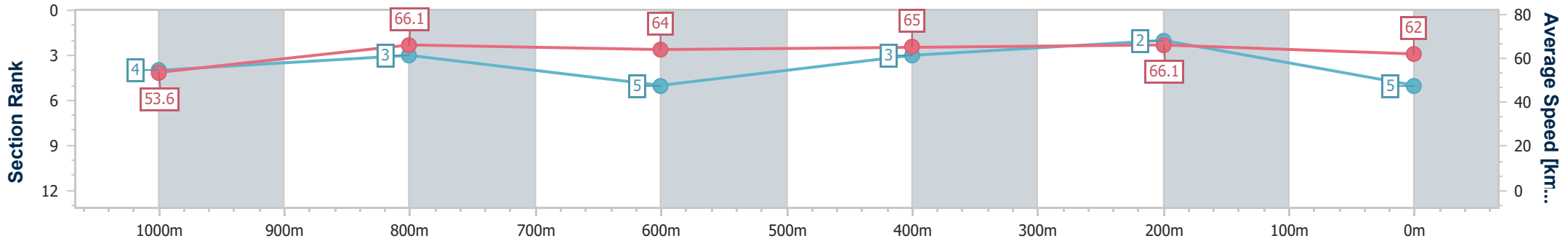


Doomben QLD Professional
Race 3: LADBROKES SAME RACE MULTI Fillies & Mares No Metro Wins Handicap - 1200m
 25 February 2023 - 13:12
 Track Rating: Good 4, Weather: Fine, Rail Position: +3m Entire Course



BRISBANE
RACING CLUB

Section	Overall	1000m	800m	600m	400m	200m
Section Times	1:09.39 [5] (0:13.45)	0:55.94 [4] (0:10.92)	0:45.02 [3] (0:11.37)	0:33.65 [5] (0:11.14)	0:22.51 [3] (0:10.88)	0:11.63 [2] (0:11.63)
Average Speed [km/h]	53.6	66.1	64.0	65.0	66.1	62.0
Top Speed [km/h]	67.3	67.4	65.0	66.8	67.3	64.7
Avg. Dist. to Rail [m]	2.1	1.2	1.9	1.3	0.5	0.6
Avg. Stride Freq. [Hz]	2.4	2.4	2.3	2.4	2.4	2.4
Avg. Stride Length [m]	6.2	7.6	7.7	7.5	7.5	7.1



- [] Ranking at each section and finish
- .-.- No data available at this section
- NA No data available



Horse/Jockey Name	Boho Beauty
Final Rank	6
Fastest Section Time (Section)	0:10.95 (1000m)
Top Speed [km/h] (Section)	68.0 (Overall)
Race State	Finished

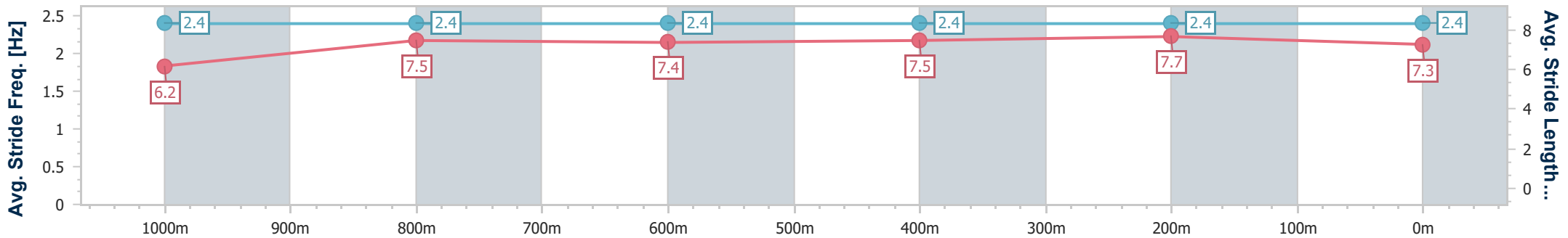
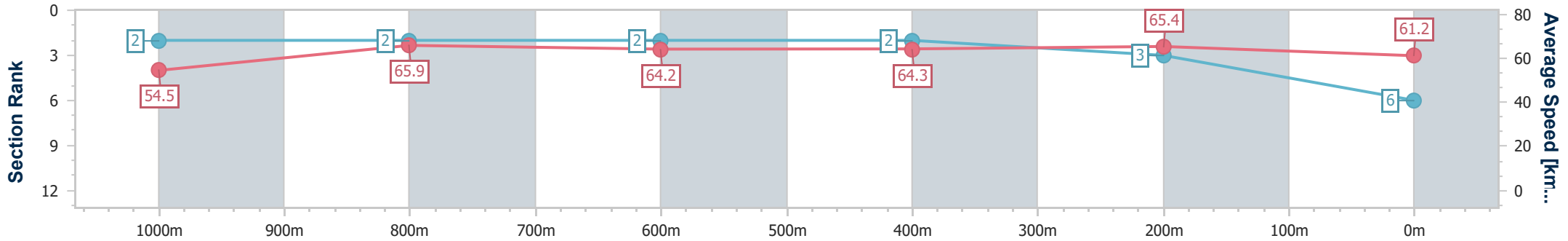


Doomben QLD Professional
Race 3: LADBROKES SAME RACE MULTI Fillies & Mares No Metro Wins Handicap - 1200m
 25 February 2023 - 13:12
 Track Rating: Good 4, Weather: Fine, Rail Position: +3m Entire Course



BRISBANE
RACING CLUB

Section	Overall	1000m	800m	600m	400m	200m
Section Times	1:09.49 [6] (0:13.21)	0:56.28 [2] (0:10.95)	0:45.33 [2] (0:11.30)	0:34.03 [2] (0:11.27)	0:22.76 [2] (0:11.01)	0:11.75 [3] (0:11.75)
Average Speed [km/h]	54.5	65.9	64.2	64.3	65.4	61.2
Top Speed [km/h]	68.0	67.7	65.1	65.5	66.5	63.3
Avg. Dist. to Rail [m]	4.1	0.7	1.7	1.4	1.2	1.8
Avg. Stride Freq. [Hz]	2.4	2.4	2.4	2.4	2.4	2.4
Avg. Stride Length [m]	6.2	7.5	7.4	7.5	7.7	7.3



- [] Ranking at each section and finish
- .-.- No data available at this section
- NA No data available



Horse/Jockey Name	Da Party Gal
Final Rank	7
Fastest Section Time (Section)	0:10.86 (1000m)
Top Speed [km/h] (Section)	69.2 (1000m)
Race State	Finished

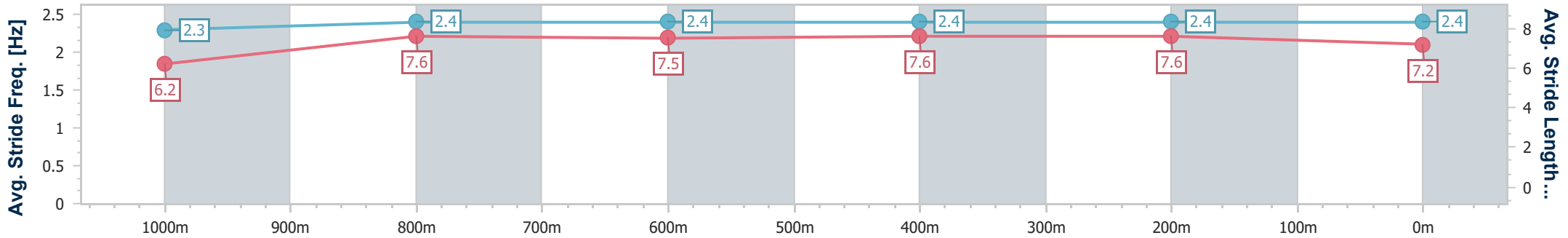
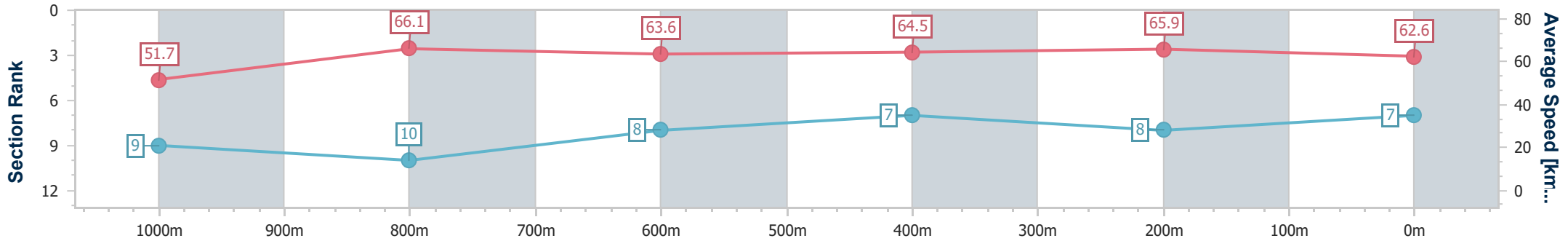


Doomben QLD Professional
Race 3: LADBROKES SAME RACE MULTI Fillies & Mares No
Metro Wins Handicap - 1200m
 25 February 2023 - 13:12
 Track Rating: Good 4, Weather: Fine, Rail Position: +3m Entire Course



BRISBANE
RACING CLUB

Section	Overall	1000m	800m	600m	400m	200m
Section Times	1:09.59 [7] (0:13.96)	0:55.63 [9] (0:10.86)	0:44.77 [10] (0:11.25)	0:33.52 [8] (0:11.09)	0:22.43 [7] (0:10.90)	0:11.53 [8] (0:11.53)
Average Speed [km/h]	51.7	66.1	63.6	64.5	65.9	62.6
Top Speed [km/h]	66.4	69.2	65.9	65.9	67.5	65.9
Avg. Dist. to Rail [m]	3.7	0.6	1.0	1.1	0.8	1.5
Avg. Stride Freq. [Hz]	2.3	2.4	2.4	2.4	2.4	2.4
Avg. Stride Length [m]	6.2	7.6	7.5	7.6	7.6	7.2



- [] Ranking at each section and finish
- .-.- No data available at this section
- NA No data available



Horse/Jockey Name	Miss Baltimore
Final Rank	8
Fastest Section Time (Section)	0:10.95 (1000m)
Top Speed [km/h] (Section)	67.9 (1000m)
Race State	Finished

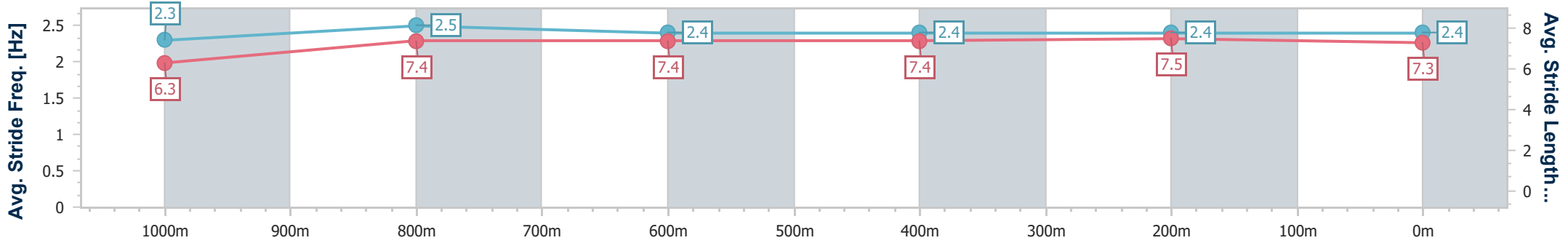
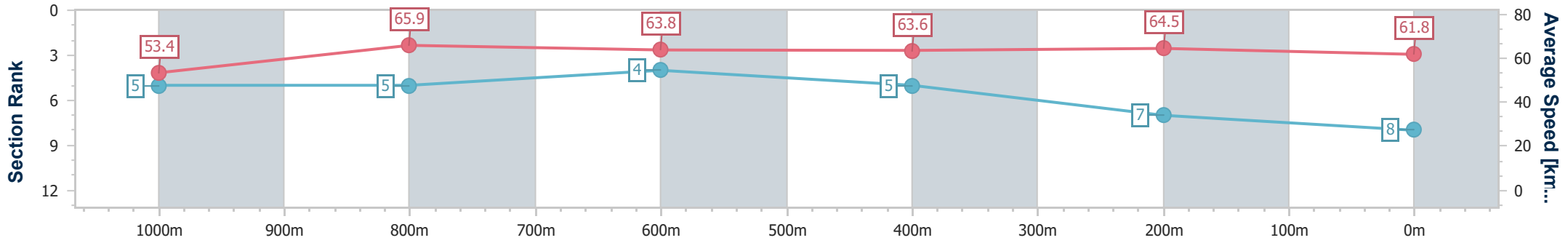


Doomben QLD Professional
Race 3: LADBROKES SAME RACE MULTI Fillies & Mares No Metro Wins Handicap - 1200m
 25 February 2023 - 13:12
 Track Rating: Good 4, Weather: Fine, Rail Position: +3m Entire Course



BRISBANE
RACING CLUB

Section	Overall	1000m	800m	600m	400m	200m								
Section Times	1:09.71 [8] (0:13.50)	0:56.21 [5] (0:10.95)	0:45.26 [5] (0:11.28)	0:33.98 [4] (0:11.22)	0:22.76 [5] (0:11.10)	0:11.66 [7] (0:11.66)								
Average Speed [km/h]	53.4	65.9	63.8	63.6	64.5	61.8								
Top Speed [km/h]	67.6	67.9	66.0	64.6	65.7	64.2								
Avg. Dist. to Rail [m]	1.7	1.0	0.3	1.5	0.8	2.0								
Avg. Stride Freq. [Hz]	2.3	2.5	2.4	2.4	2.4	2.4								
Avg. Stride Length [m]	6.3	7.4	7.4	7.4	7.5	7.3								



- [] Ranking at each section and finish
- .-.- No data available at this section
- NA No data available



Horse/Jockey Name	Valley Of Dreams
Final Rank	9
Fastest Section Time (Section)	0:10.93 (1000m)
Top Speed [km/h] (Section)	67.7 (1000m)
Race State	Finished

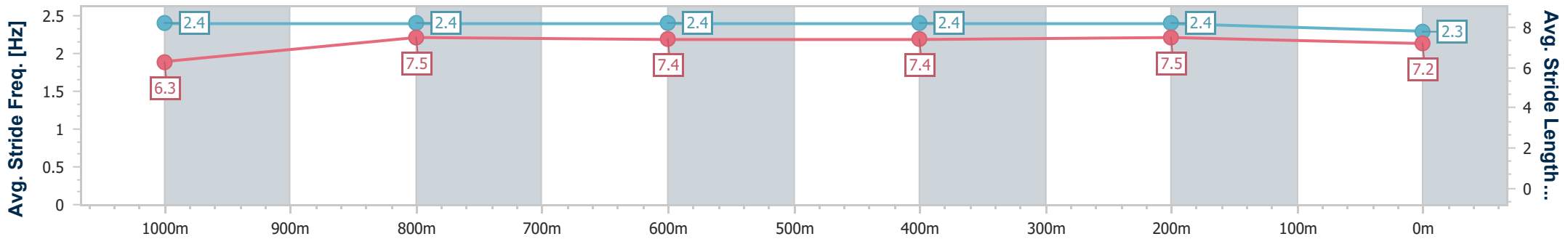
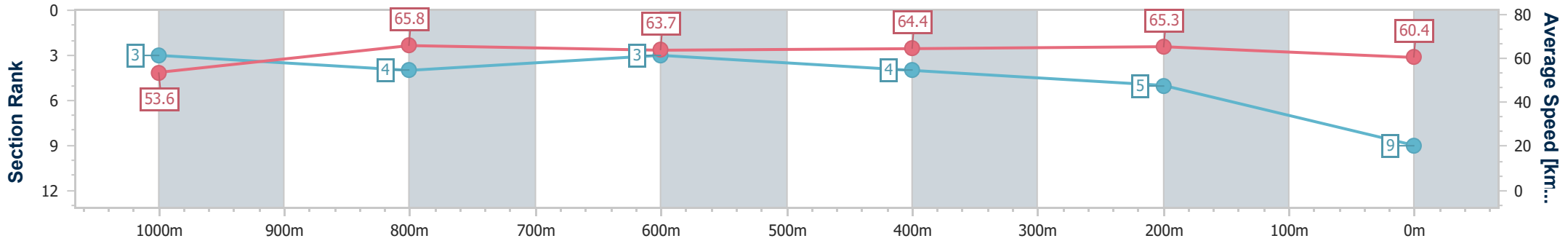


Doomben QLD Professional
Race 3: LADBROKES SAME RACE MULTI Fillies & Mares No Metro Wins Handicap - 1200m
 25 February 2023 - 13:12
 Track Rating: Good 4, Weather: Fine, Rail Position: +3m Entire Course



BRISBANE
RACING CLUB

Section	Overall	1000m	800m	600m	400m	200m
Section Times	1:09.79 [9] (0:13.44)	0:56.35 [3] (0:10.93)	0:45.42 [4] (0:11.30)	0:34.12 [3] (0:11.21)	0:22.91 [4] (0:10.97)	0:11.94 [5] (0:11.94)
Average Speed [km/h]	53.6	65.8	63.7	64.4	65.3	60.4
Top Speed [km/h]	67.2	67.7	65.5	65.6	66.1	63.6
Avg. Dist. to Rail [m]	0.8	0.8	0.4	0.7	1.5	1.5
Avg. Stride Freq. [Hz]	2.4	2.4	2.4	2.4	2.4	2.3
Avg. Stride Length [m]	6.3	7.5	7.4	7.4	7.5	7.2



- [] Ranking at each section and finish
- .-.- No data available at this section
- NA No data available



Horse/Jockey Name	Byron Eyes
Final Rank	10
Fastest Section Time (Section)	0:10.81 (1000m)
Top Speed [km/h] (Section)	68.8 (1000m)
Race State	Finished

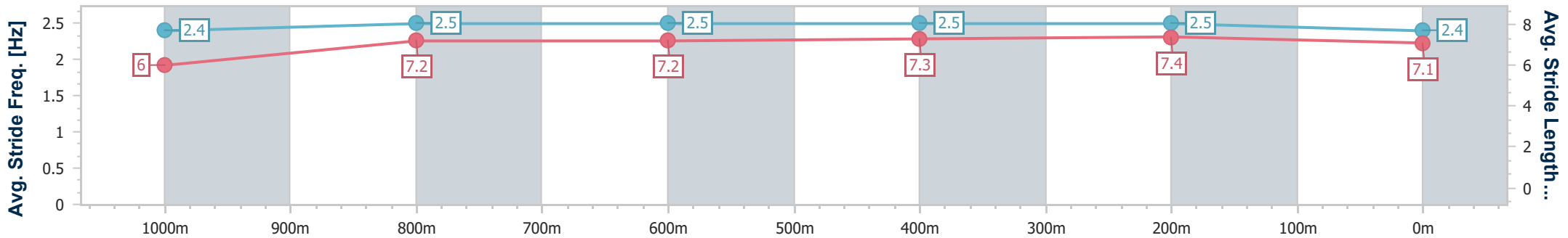
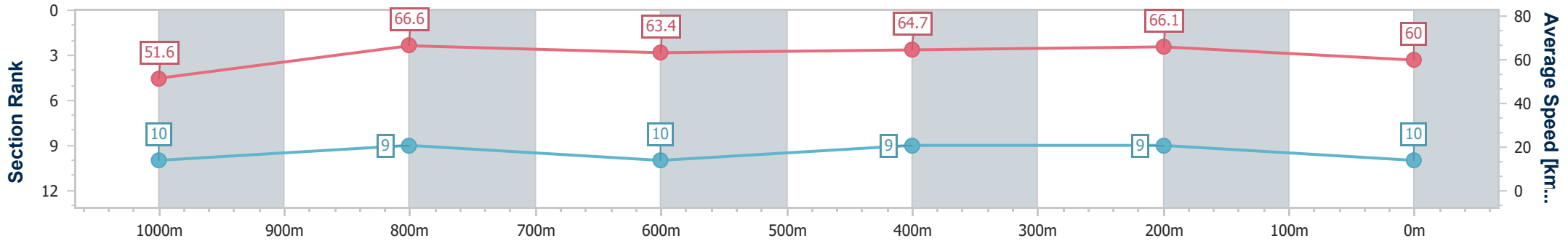


Doomben QLD Professional
Race 3: LADBROKES SAME RACE MULTI Fillies & Mares No
Metro Wins Handicap - 1200m
 25 February 2023 - 13:12
 Track Rating: Good 4, Weather: Fine, Rail Position: +3m Entire Course



BRISBANE
RACING CLUB

Section	Overall	1000m	800m	600m	400m	200m								
Section Times	1:10.21 [10] (0:13.96)	0:56.25 [10] (0:10.81)	0:45.44 [9] (0:11.42)	0:34.02 [10] (0:11.13)	0:22.89 [9] (0:10.90)	0:11.99 [9] (0:11.99)								
Average Speed [km/h]	51.6	66.6	63.4	64.7	66.1	60.0								
Top Speed [km/h]	65.3	68.8	65.9	66.1	68.3	64.1								
Avg. Dist. to Rail [m]	3.4	0.9	0.8	0.3	0.6	2.5								
Avg. Stride Freq. [Hz]	2.4	2.5	2.5	2.5	2.5	2.4								
Avg. Stride Length [m]	6.0	7.2	7.2	7.3	7.4	7.1								



- [] Ranking at each section and finish
- .-.- No data available at this section
- NA No data available



Horse/Jockey Name	Baristasista
Final Rank	11
Fastest Section Time (Section)	0:10.86 (1000m)
Top Speed [km/h] (Section)	68.5 (1000m)
Race State	Finished

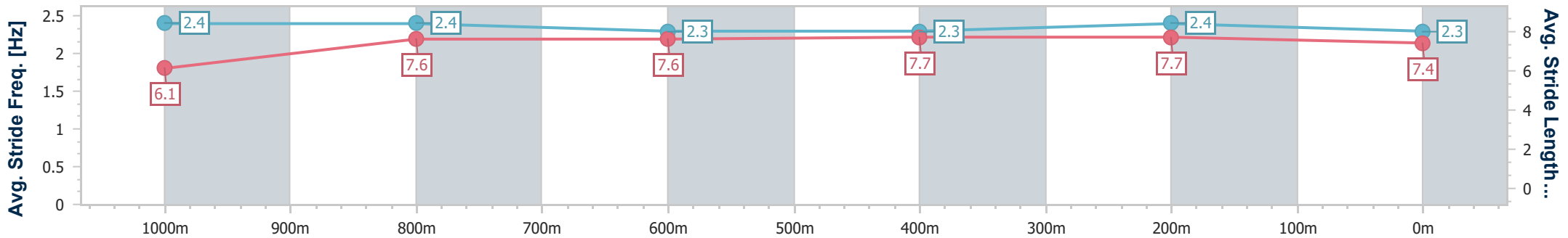
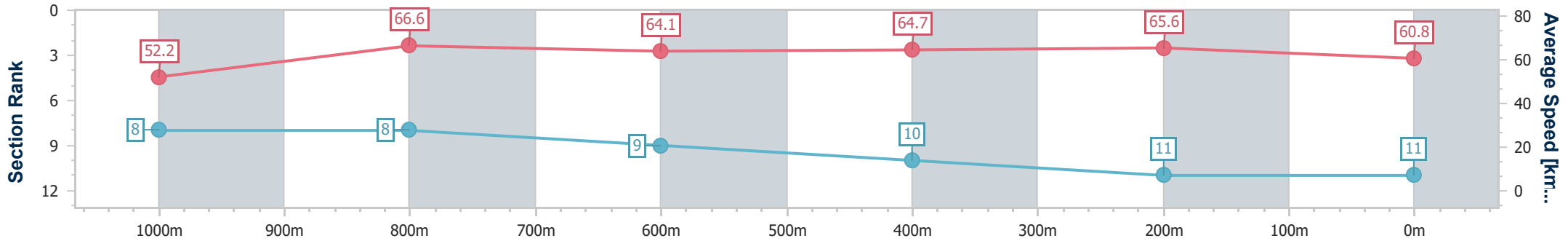


Doomben QLD Professional
Race 3: LADBROKES SAME RACE MULTI Fillies & Mares No
Metro Wins Handicap - 1200m
 25 February 2023 - 13:12
 Track Rating: Good 4, Weather: Fine, Rail Position: +3m Entire Course



BRISBANE
RACING CLUB

Section	Overall	1000m	800m	600m	400m	200m
Section Times	1:10.32 [11] (0:13.82)	0:56.50 [8] (0:10.86)	0:45.64 [8] (0:11.46)	0:34.18 [9] (0:11.31)	0:22.87 [10] (0:11.01)	0:11.86 [11] (0:11.86)
Average Speed [km/h]	52.2	66.6	64.1	64.7	65.6	60.8
Top Speed [km/h]	66.9	68.5	65.4	66.4	66.5	64.7
Avg. Dist. to Rail [m]	3.9	2.1	3.3	3.2	2.1	2.1
Avg. Stride Freq. [Hz]	2.4	2.4	2.3	2.3	2.4	2.3
Avg. Stride Length [m]	6.1	7.6	7.6	7.7	7.7	7.4



- [] Ranking at each section and finish
- .-.- No data available at this section
- NA No data available