



Doomben QLD Professional

Race 2: TATTERSALL'S WEDDINGS BENCHMARK 78 Handicap - 2200m

25 February 2023 - 12:37



BRISBANE
RACING CLUB

Track Rating: Good 4, Weather: Fine, Rail Position: +3m Entire Course

Section													Overall	2000m	1800m	1600m	1400m	1200m	1000m	Last 600m
Field Times													2:14.13 (0:14.01)	2:00.12 (0:10.55)	1:49.57 (0:10.96)	1:38.61 (0:12.01)	1:26.60 (0:12.26)	1:14.34 (0:12.26)	1:02.08 (0:12.09)	0:37.84
Rank	TAB	Horse/Jockey	Barrier	Top Speed [km/h]	Fastest Section								Distance Travelled [m]							
1	6	TAPPY'S LAD Mark Du Plessis	9	67.6 2000m	0:10.78 2000m	2:14.13 [1] (0:14.60)	1:59.53 [7] (0:10.78)	1:48.75 [7] (0:11.11)	1:37.64 [7] (0:11.80)	1:25.84 [7] (0:12.48)	1:13.36 [7] (0:12.06)	1:01.30 [7] (0:12.20)	0:37.01							
2	9	TWO SMOKIN BARRELS Samantha Collett	4	66.5 2000m	0:10.88 2000m	2:14.25 [2] (0:14.40)	1:59.85 [6] (0:10.88)	1:48.97 [6] (0:11.19)	1:37.78 [6] (0:11.73)	1:26.05 [6] (0:12.42)	1:13.63 [6] (0:12.08)	1:01.55 [6] (0:12.18)	0:37.24	+6						
3	1	HOSTAGE OF WAR Billie-Rose Andrew	6	69.4 2000m	0:10.55 2000m	2:14.56 [3] (0:14.01)	2:00.55 [1] (0:10.55)	1:50.00 [1] (0:10.96)	1:39.04 [1] (0:12.01)	1:27.03 [1] (0:12.26)	1:14.77 [1] (0:12.26)	1:02.51 [1] (0:12.09)	0:38.27	-5						
4	2	SCARLET TUFTY Brodie Loy	8	68.7 2000m	0:10.57 2000m	2:14.66 [4] (0:14.09)	2:00.57 [2] (0:10.57)	1:50.00 [2] (0:11.02)	1:38.98 [2] (0:12.02)	1:26.96 [2] (0:12.32)	1:14.64 [2] (0:12.10)	1:02.54 [2] (0:12.06)	0:38.16	+4						
5	3	ABOVE AND BEYOND Jim Byrne	3	67.9 2000m	0:10.68 2000m	2:14.70 [5] (0:14.11)	2:00.59 [4] (0:10.68)	1:49.91 [4] (0:11.18)	1:38.73 [5] (0:11.92)	1:26.81 [4] (0:12.45)	1:14.36 [4] (0:12.11)	1:02.25 [4] (0:12.18)	0:37.82	+7						
6	4	NAMAKWA James Orman	7	68.5 2000m	0:10.64 2000m	2:14.77 [6] (0:14.12)	2:00.65 [5] (0:10.64)	1:50.01 [3] (0:10.97)	1:39.04 [3] (0:12.02)	1:27.02 [3] (0:12.33)	1:14.69 [3] (0:12.16)	1:02.53 [3] (0:12.15)	0:38.23	-1						
7	8	COUP DE TONNERRE Kyle Wilson-Taylor	2	68.0 2000m	0:10.70 2000m	2:19.61 [7] (0:14.09)	2:05.52 [3] (0:10.70)	1:54.82 [5] (0:11.15)	1:43.67 [4] (0:12.08)	1:31.59 [5] (0:12.41)	1:19.18 [5] (0:12.11)	1:07.07 [5] (0:12.22)	0:42.55	-4						

Scratched: Chateaux Park (#7), Relucent (#5)

[] Ranking at each section and finish
 -:-:-:- No data available at this section
 NA No data available

SCN Saddle cloth number
 DNF Did not finish
 DNT Did not track



Doomben QLD Professional

Race 2: TATTERSALL'S WEDDINGS BENCHMARK 78 Handicap - 2200m

25 February 2023 - 12:37



BRISBANE
RACING CLUB

Track Rating: Good 4, Weather: Fine, Rail Position: +3m Entire Course

Section					800m	600m	400m	200m	Last 600m			
Field Times					0:49.99 (0:12.15)	0:37.84 (0:12.34)	0:25.50 (0:12.67)	0:12.83 (0:12.83)	0:37.84			
Rank	TAB	Horse/Jockey	Barrier	Top Speed [km/h]	Fastest Section					Margin	Distance Travelled [m]	
1	6	TAPPY'S LAD Mark Du Plessis	9	67.6 2000m	0:10.78 2000m	0:49.10 [7] (0:12.09)	0:37.01 [7] (0:12.05)	0:24.96 [4] (0:12.22)	0:12.74 [3] (0:12.74)	2:14.13	0:37.01	
2	9	TWO SMOKIN BARRELS Samantha Collett	4	66.5 2000m	0:10.88 2000m	0:49.37 [6] (0:12.13)	0:37.24 [5] (0:12.34)	0:24.90 [6] (0:12.27)	0:12.63 [5] (0:12.63)	0.72L	0:37.24	+6
3	1	HOSTAGE OF WAR Billie-Rose Andrew	6	69.4 2000m	0:10.55 2000m	0:50.42 [1] (0:12.15)	0:38.27 [1] (0:12.34)	0:25.93 [1] (0:12.67)	0:13.26 [1] (0:13.26)	2.51L	0:38.27	-5
4	2	SCARLET TUFTY Brodie Loy	8	68.7 2000m	0:10.57 2000m	0:50.48 [2] (0:12.32)	0:38.16 [2] (0:12.35)	0:25.81 [2] (0:12.58)	0:13.23 [2] (0:13.23)	3.11L	0:38.16	+4
5	3	ABOVE AND BEYOND Jim Byrne	3	67.9 2000m	0:10.68 2000m	0:50.07 [4] (0:12.25)	0:37.82 [4] (0:12.31)	0:25.51 [5] (0:12.41)	0:13.10 [6] (0:13.10)	3.37L	0:37.82	+7
6	4	NAMAKWA James Orman	7	68.5 2000m	0:10.64 2000m	0:50.38 [3] (0:12.15)	0:38.23 [3] (0:12.38)	0:25.85 [3] (0:12.53)	0:13.32 [4] (0:13.32)	3.73L	0:38.23	-1
7	8	COUP DE TONNERRE Kyle Wilson-Taylor	2	68.0 2000m	0:10.70 2000m	0:54.85 [5] (0:12.30)	0:42.55 [6] (0:12.90)	0:29.65 [7] (0:14.03)	0:15.62 [7] (0:15.62)	32.2L	0:42.55	-4

Scratched: Chateaux Park (#7), Relucent (#5)



Horse/Jockey Name	Tappy's Lad
Final Rank	1
Fastest Section Time (Section)	0:10.78 (2000m)
Top Speed [km/h] (Section)	67.6 (2000m)
Race State	Finished



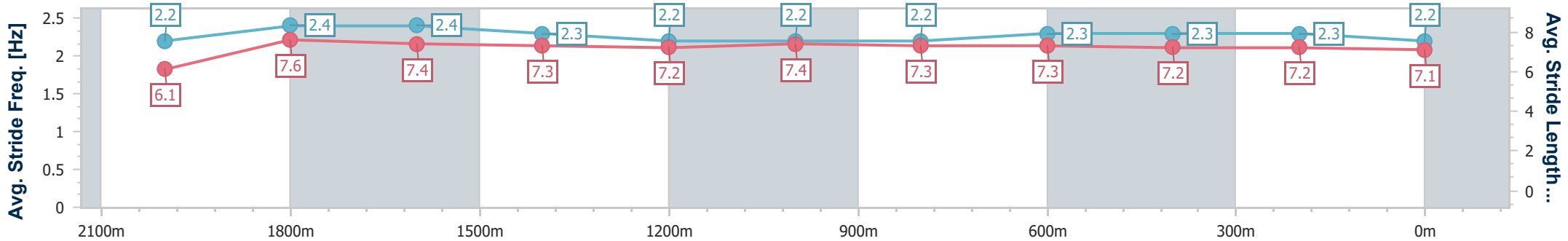
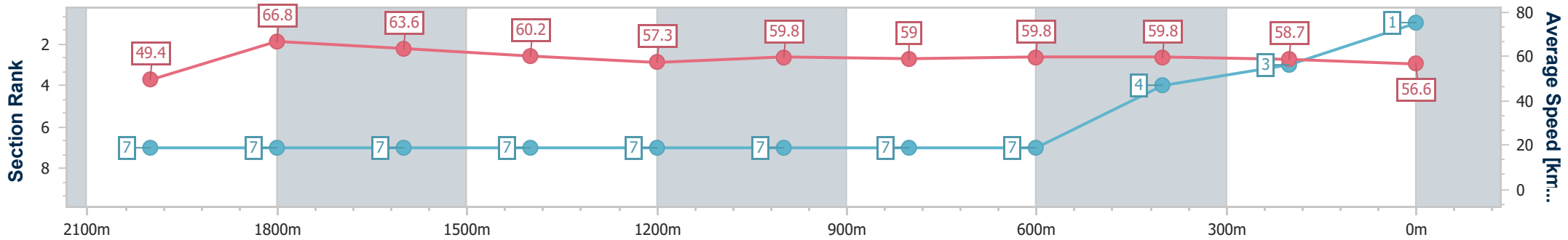
Doomben QLD Professional
Race 2: TATTERSALL'S WEDDINGS BENCHMARK 78 Handicap - 2200m



25 February 2023 - 12:37
 Track Rating: Good 4, Weather: Fine, Rail Position: +3m Entire Course

BRISBANE RACING CLUB

Section	Overall	2000m	1800m	1600m	1400m	1200m	1000m	800m	600m	400m	200m
Section Times	2:14.13 [1] (0:14.60)	1:59.53 [7] (0:10.78)	1:48.75 [7] (0:11.11)	1:37.64 [7] (0:11.80)	1:25.84 [7] (0:12.48)	1:13.36 [7] (0:12.06)	1:01.30 [7] (0:12.20)	0:49.10 [7] (0:12.09)	0:37.01 [7] (0:12.05)	0:24.96 [4] (0:12.22)	0:12.74 [3] (0:12.74)
Average Speed [km/h]	49.4	66.8	63.6	60.2	57.3	59.8	59.0	59.8	59.8	58.7	56.6
Top Speed [km/h]	66.7	67.6	66.7	62.3	59.1	60.7	59.9	60.5	60.4	59.9	57.7
Avg. Dist. to Rail [m]	4.5	2.3	3.2	3.0	1.1	0.3	0.3	0.7	0.6	1.6	0.7
Avg. Stride Freq. [Hz]	2.2	2.4	2.4	2.3	2.2	2.2	2.2	2.3	2.3	2.3	2.2
Avg. Stride Length [m]	6.1	7.6	7.4	7.3	7.2	7.4	7.3	7.3	7.2	7.2	7.1



- [] Ranking at each section and finish
- .-.- No data available at this section
- NA No data available



Horse/Jockey Name	Two Smokin Barrels
Final Rank	2
Fastest Section Time (Section)	0:10.88 (2000m)
Top Speed [km/h] (Section)	66.5 (2000m)
Race State	Finished



Doomben QLD Professional
Race 2: TATTERSALL'S WEDDINGS BENCHMARK 78 Handicap
 - 2200m

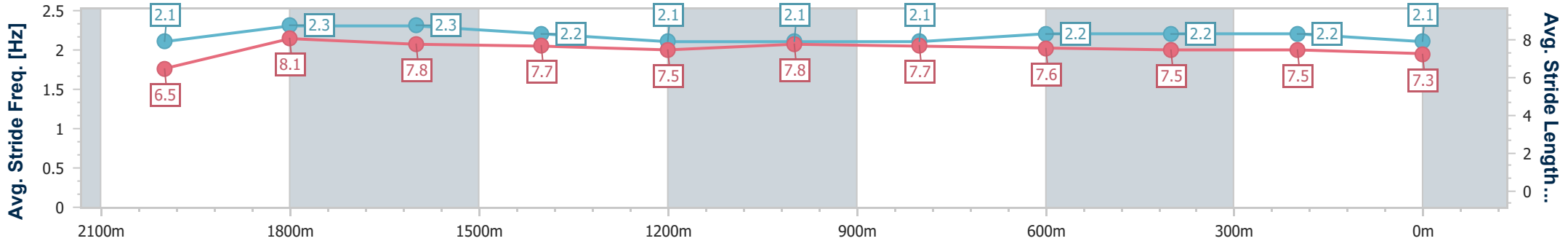
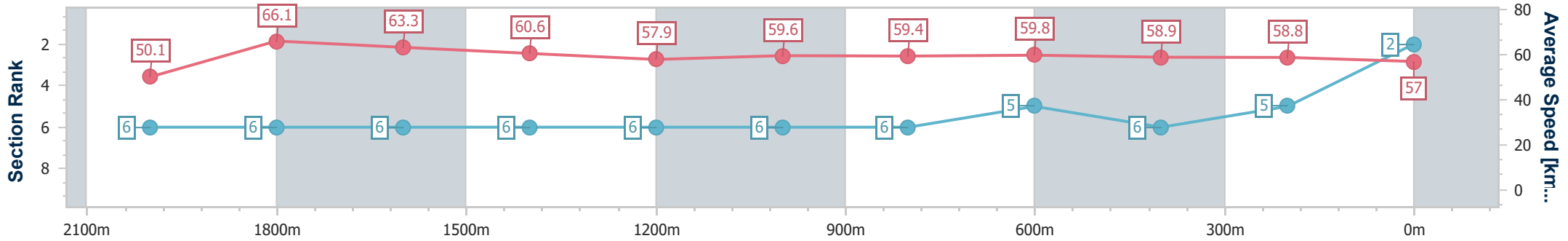


25 February 2023 - 12:37

Track Rating: Good 4, Weather: Fine, Rail Position: +3m Entire Course

BRISBANE RACING CLUB

Section	Overall	2000m	1800m	1600m	1400m	1200m	1000m	800m	600m	400m	200m
Section Times	2:14.25 [2] (0:14.40)	1:59.85 [6] (0:10.88)	1:48.97 [6] (0:11.19)	1:37.78 [6] (0:11.73)	1:26.05 [6] (0:12.42)	1:13.63 [6] (0:12.08)	1:01.55 [6] (0:12.18)	0:49.37 [6] (0:12.13)	0:37.24 [5] (0:12.34)	0:24.90 [6] (0:12.27)	0:12.63 [5] (0:12.63)
Average Speed [km/h]	50.1	66.1	63.3	60.6	57.9	59.6	59.4	59.8	58.9	58.8	57.0
Top Speed [km/h]	65.9	66.5	65.9	62.2	59.3	60.7	60.6	60.6	59.9	59.9	58.3
Avg. Dist. to Rail [m]	1.7	1.6	2.7	2.5	0.8	1.4	1.6	1.8	1.7	1.4	2.0
Avg. Stride Freq. [Hz]	2.1	2.3	2.3	2.2	2.1	2.1	2.1	2.2	2.2	2.2	2.1
Avg. Stride Length [m]	6.5	8.1	7.8	7.7	7.5	7.8	7.7	7.6	7.5	7.5	7.3



- [] Ranking at each section and finish
- .-.- No data available at this section
- NA No data available



Horse/Jockey Name	Hostage Of War
Final Rank	3
Fastest Section Time (Section)	0:10.55 (2000m)
Top Speed [km/h] (Section)	69.4 (2000m)
Race State	Finished



Doomben QLD Professional
Race 2: TATTERSALL'S WEDDINGS BENCHMARK 78 Handicap
 - 2200m

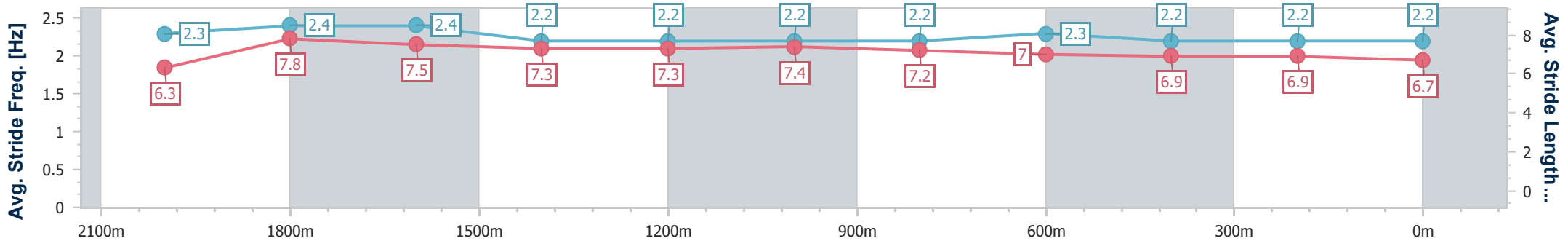
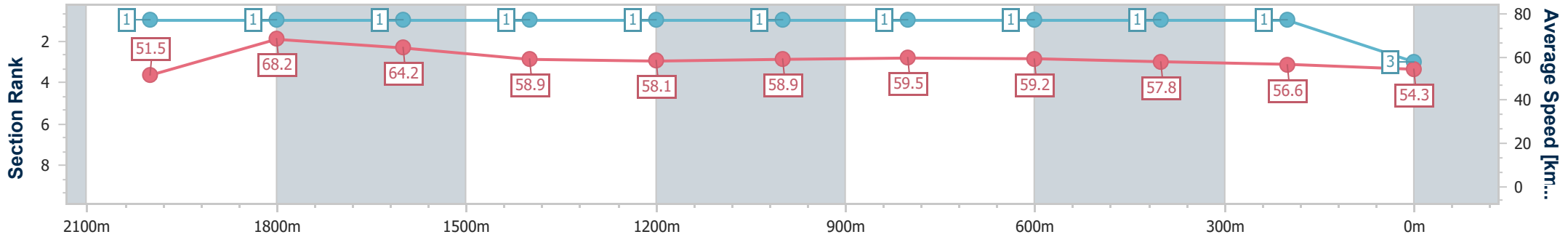


25 February 2023 - 12:37

Track Rating: Good 4, Weather: Fine, Rail Position: +3m Entire Course

BRISBANE
RACING CLUB

Section	Overall	2000m	1800m	1600m	1400m	1200m	1000m	800m	600m	400m	200m
Section Times	2:14.56 [3] (0:14.01)	2:00.55 [1] (0:10.55)	1:50.00 [1] (0:10.96)	1:39.04 [1] (0:12.01)	1:27.03 [1] (0:12.26)	1:14.77 [1] (0:12.26)	1:02.51 [1] (0:12.09)	0:50.42 [1] (0:12.15)	0:38.27 [1] (0:12.34)	0:25.93 [1] (0:12.67)	0:13.26 [1] (0:13.26)
Average Speed [km/h]	51.5	68.2	64.2	58.9	58.1	58.9	59.5	59.2	57.8	56.6	54.3
Top Speed [km/h]	68.3	69.4	68.1	61.7	59.2	59.7	60.1	60.2	60.2	57.2	55.5
Avg. Dist. to Rail [m]	3.2	2.3	4.2	3.8	1.5	0.5	0.2	0.7	1.3	2.2	2.1
Avg. Stride Freq. [Hz]	2.3	2.4	2.4	2.2	2.2	2.2	2.2	2.3	2.2	2.2	2.2
Avg. Stride Length [m]	6.3	7.8	7.5	7.3	7.3	7.4	7.2	7.0	6.9	6.9	6.7



- [] Ranking at each section and finish
- .-.- No data available at this section
- NA No data available



Horse/Jockey Name	Scarlet Tufty
Final Rank	4
Fastest Section Time (Section)	0:10.57 (2000m)
Top Speed [km/h] (Section)	68.7 (2000m)
Race State	Finished



Doomben QLD Professional
 Race 2: TATTERSALL'S WEDDINGS BENCHMARK 78 Handicap
 - 2200m

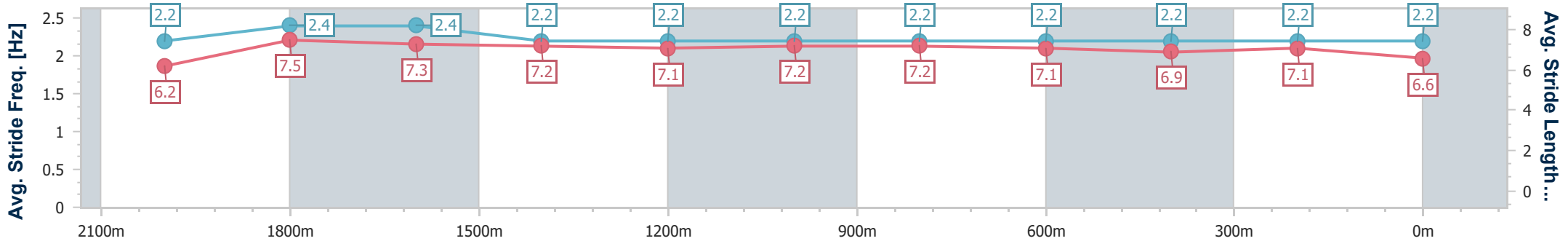
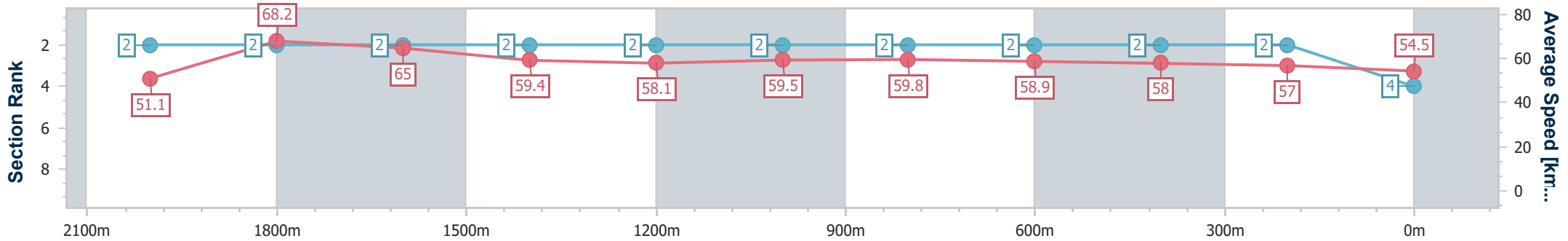


25 February 2023 - 12:37

Track Rating: Good 4, Weather: Fine, Rail Position: +3m Entire Course

BRISBANE
 RACING CLUB

Section	Overall	2000m	1800m	1600m	1400m	1200m	1000m	800m	600m	400m	200m		
Section Times	2:14.66 [4] (0:14.09)	2:00.57 [2] (0:10.57)	1:50.00 [2] (0:11.02)	1:38.98 [2] (0:12.02)	1:26.96 [2] (0:12.32)	1:14.64 [2] (0:12.10)	1:02.54 [2] (0:12.06)	0:50.48 [2] (0:12.32)	0:38.16 [2] (0:12.35)	0:25.81 [2] (0:12.58)	0:13.23 [2] (0:13.23)		
Average Speed [km/h]	51.1	68.2	65.0	59.4	58.1	59.5	59.8	58.9	58.0	57.0	54.5		
Top Speed [km/h]	68.2	68.7	67.8	61.7	59.3	60.0	60.8	59.6	59.5	58.3	55.8		
Avg. Dist. to Rail [m]	7.0	4.7	1.0	2.0	0.9	1.0	1.0	1.0	0.7	2.0	1.4		
Avg. Stride Freq. [Hz]	2.2	2.4	2.4	2.2	2.2	2.2	2.2	2.2	2.2	2.2	2.2		
Avg. Stride Length [m]	6.2	7.5	7.3	7.2	7.1	7.2	7.2	7.1	6.9	7.1	6.6		



- [] Ranking at each section and finish
- .-.- No data available at this section
- NA No data available



Horse/Jockey Name	Above And Beyond
Final Rank	5
Fastest Section Time (Section)	0:10.68 (2000m)
Top Speed [km/h] (Section)	67.9 (2000m)
Race State	Finished



Doomben QLD Professional
 Race 2: TATTERSALL'S WEDDINGS BENCHMARK 78 Handicap
 - 2200m

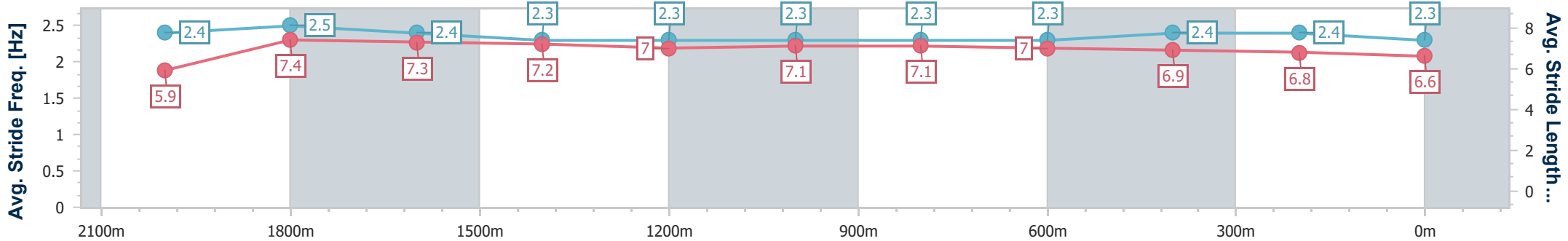
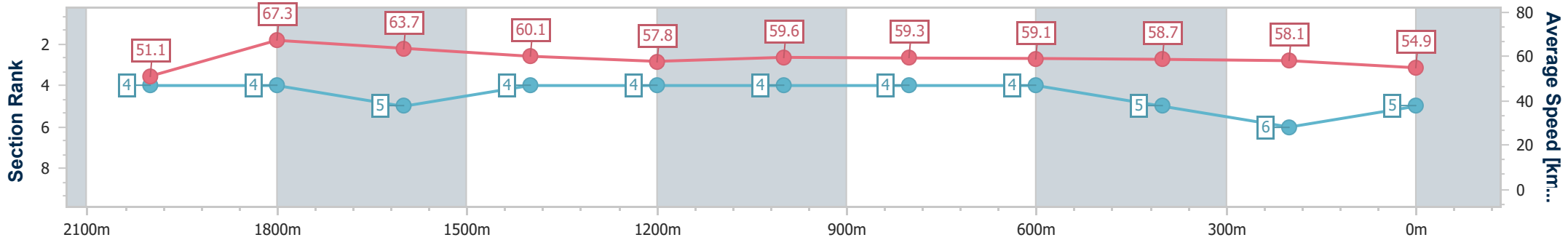


25 February 2023 - 12:37

Track Rating: Good 4, Weather: Fine, Rail Position: +3m Entire Course

BRISBANE RACING CLUB

Section	Overall	2000m	1800m	1600m	1400m	1200m	1000m	800m	600m	400m	200m
Section Times	2:14.70 [5] (0:14.11)	2:00.59 [4] (0:10.68)	1:49.91 [4] (0:11.18)	1:38.73 [5] (0:11.92)	1:26.81 [4] (0:12.45)	1:14.36 [4] (0:12.11)	1:02.25 [4] (0:12.18)	0:50.07 [4] (0:12.25)	0:37.82 [4] (0:12.31)	0:25.51 [5] (0:12.41)	0:13.10 [6] (0:13.10)
Average Speed [km/h]	51.1	67.3	63.7	60.1	57.8	59.6	59.3	59.1	58.7	58.1	54.9
Top Speed [km/h]	67.6	67.9	66.7	62.2	58.7	60.5	60.4	59.9	59.7	58.9	56.9
Avg. Dist. to Rail [m]	1.1	1.3	1.8	1.5	0.6	1.5	1.6	1.2	0.8	0.7	1.2
Avg. Stride Freq. [Hz]	2.4	2.5	2.4	2.3	2.3	2.3	2.3	2.3	2.4	2.4	2.3
Avg. Stride Length [m]	5.9	7.4	7.3	7.2	7.0	7.1	7.1	7.0	6.9	6.8	6.6



- [] Ranking at each section and finish
- .-.- No data available at this section
- NA No data available



Horse/Jockey Name	Namakwa
Final Rank	6
Fastest Section Time (Section)	0:10.64 (2000m)
Top Speed [km/h] (Section)	68.5 (2000m)
Race State	Finished



Doomben QLD Professional
Race 2: TATTERSALL'S WEDDINGS BENCHMARK 78 Handicap - 2200m

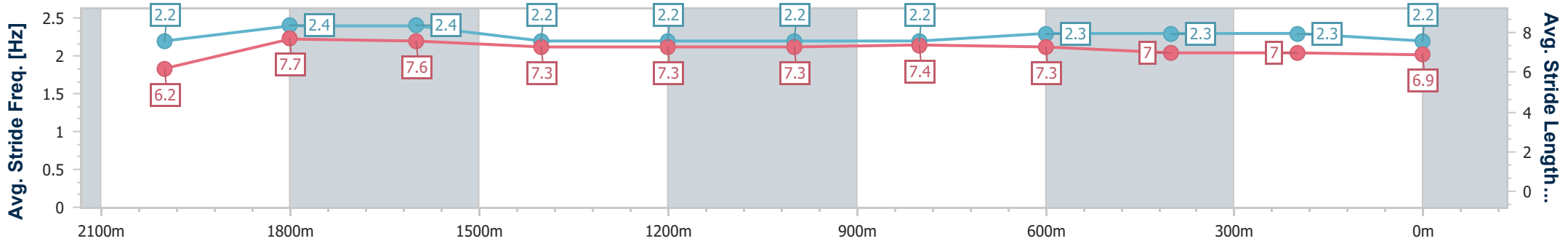
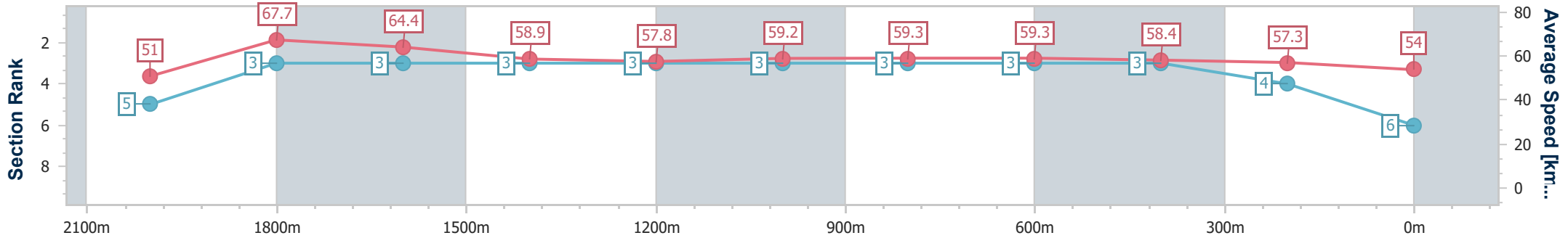


25 February 2023 - 12:37

Track Rating: Good 4, Weather: Fine, Rail Position: +3m Entire Course

BRISBANE RACING CLUB

Section	Overall	2000m	1800m	1600m	1400m	1200m	1000m	800m	600m	400m	200m	
Section Times	2:14.77 [6] (0:14.12)	2:00.65 [5] (0:10.64)	1:50.01 [3] (0:10.97)	1:39.04 [3] (0:12.02)	1:27.02 [3] (0:12.33)	1:14.69 [3] (0:12.16)	1:02.53 [3] (0:12.15)	0:50.38 [3] (0:12.15)	0:38.23 [3] (0:12.38)	0:25.85 [3] (0:12.53)	0:13.32 [4] (0:13.32)	
Average Speed [km/h]	51.0	67.7	64.4	58.9	57.8	59.2	59.3	59.3	58.4	57.3	54.0	
Top Speed [km/h]	67.6	68.5	67.5	60.8	58.9	60.1	59.9	60.2	60.1	58.3	55.6	
Avg. Dist. to Rail [m]	4.2	0.5	2.6	4.0	1.7	0.2	0.4	0.3	0.7	1.0	0.4	
Avg. Stride Freq. [Hz]	2.2	2.4	2.4	2.2	2.2	2.2	2.2	2.3	2.3	2.3	2.2	
Avg. Stride Length [m]	6.2	7.7	7.6	7.3	7.3	7.3	7.4	7.3	7.0	7.0	6.9	



- [] Ranking at each section and finish
- .-.- No data available at this section
- NA No data available



Horse/Jockey Name	Coup De Tonnerre
Final Rank	7
Fastest Section Time (Section)	0:10.70 (2000m)
Top Speed [km/h] (Section)	68.0 (2000m)
Race State	Finished



Doomben QLD Professional
 Race 2: TATTERSALL'S WEDDINGS BENCHMARK 78 Handicap
 - 2200m

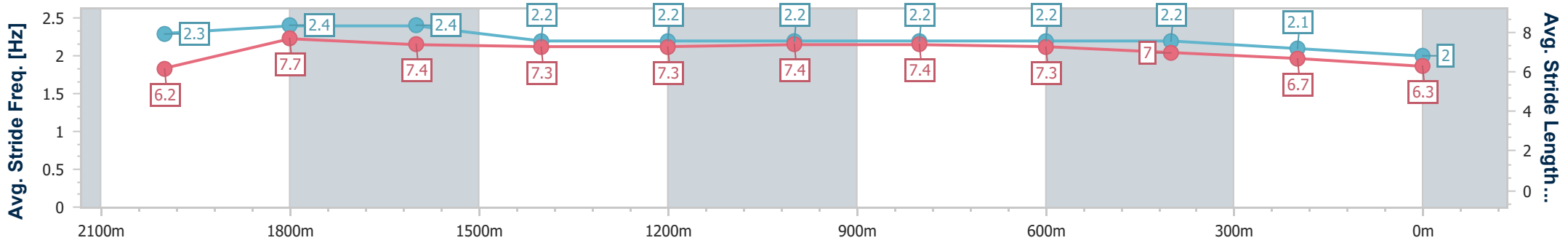
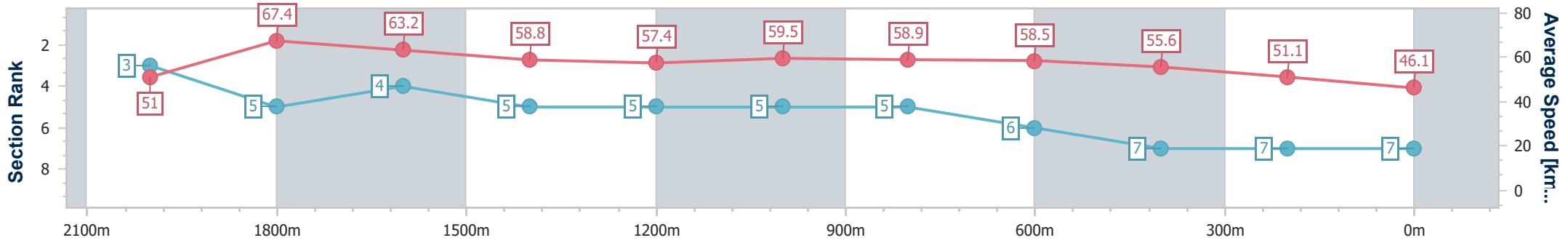


25 February 2023 - 12:37

Track Rating: Good 4, Weather: Fine, Rail Position: +3m Entire Course

BRISBANE RACING CLUB

Section	Overall	2000m	1800m	1600m	1400m	1200m	1000m	800m	600m	400m	200m
Section Times	2:19.61 [7] (0:14.09)	2:05.52 [3] (0:10.70)	1:54.82 [5] (0:11.15)	1:43.67 [4] (0:12.08)	1:31.59 [5] (0:12.41)	1:19.18 [5] (0:12.11)	1:07.07 [5] (0:12.22)	0:54.85 [5] (0:12.30)	0:42.55 [6] (0:12.90)	0:29.65 [7] (0:14.03)	0:15.62 [7] (0:15.62)
Average Speed [km/h]	51.0	67.4	63.2	58.8	57.4	59.5	58.9	58.5	55.6	51.1	46.1
Top Speed [km/h]	68.0	68.0	66.1	61.7	58.2	60.4	60.1	59.0	57.9	53.6	49.2
Avg. Dist. to Rail [m]	1.3	2.5	3.4	3.5	1.7	0.4	0.2	0.3	0.8	1.6	1.4
Avg. Stride Freq. [Hz]	2.3	2.4	2.4	2.2	2.2	2.2	2.2	2.2	2.2	2.1	2.0
Avg. Stride Length [m]	6.2	7.7	7.4	7.3	7.3	7.4	7.4	7.3	7.0	6.7	6.3



- [] Ranking at each section and finish
- .-.- No data available at this section
- NA No data available