



Aquis Park Gold Coast Poly QLD Professional

Race 7: GLOBAL TURF BENCHMARK 62 Handicap - 1900m



25 February 2023 - 17:00

Track Rating: Synthetic, Weather: Overcast, Rail Position: True

Section		Overall	1800m	1600m	1400m	1200m	1000m	800m	Last 600m				
Field Times		2:00.20 (0:08.17)	1:52.03 (0:11.30)	1:40.73 (0:12.02)	1:28.71 (0:12.41)	1:16.30 (0:12.40)	1:03.90 (0:12.90)	0:51.00 (0:12.96)	0:38.04				
Rank	TAB Horse/Jockey	Barrier	Top Speed [km/h]	Fastest Section									Distance Travelled [m]
1	8 VIVENZO Noel Callow	1	64.8 1800m	0:08.38 Overall	2:00.20 [1] (0:08.38)	1:51.82 [5] (0:11.37)	1:40.45 [5] (0:12.01)	1:28.44 [4] (0:12.38)	1:16.06 [4] (0:12.38)	1:03.68 [4] (0:12.98)	0:50.70 [4] (0:12.80)	0:37.90	
2	4 EARLY THOUGHTS Cody Collis	10	64.6 1800m	0:08.23 Overall	2:00.29 [2] (0:08.23)	1:52.06 [2] (0:11.47)	1:40.59 [3] (0:11.90)	1:28.69 [3] (0:12.33)	1:16.36 [2] (0:12.42)	1:03.94 [3] (0:13.01)	0:50.93 [3] (0:12.88)	0:38.05	+1
3	5 THE DRILLER Chelsea Jokic	9	63.3 1800m	0:08.66 Overall	2:01.00 [3] (0:08.66)	1:52.34 [9] (0:11.74)	1:40.60 [9] (0:11.93)	1:28.67 [8] (0:12.53)	1:16.14 [9] (0:12.13)	1:04.01 [9] (0:12.94)	0:51.07 [9] (0:12.97)	0:38.10	+12
4	1 ELIZANO Matthew McGuren	8	64.6 1800m	0:08.62 Overall	2:01.58 [4] (0:08.62)	1:52.96 [7] (0:11.46)	1:41.50 [6] (0:12.00)	1:29.50 [6] (0:12.55)	1:16.95 [6] (0:12.23)	1:04.72 [6] (0:12.96)	0:51.76 [7] (0:12.73)	0:39.03	-9
5	2 LETS TORQUE A DEEL Nathan Thomas	6	62.6 1800m	0:08.68 Overall	2:01.88 [5] (0:08.68)	1:53.20 [8] (0:11.67)	1:41.53 [7] (0:12.07)	1:29.46 [7] (0:12.43)	1:17.03 [8] (0:12.17)	1:04.86 [8] (0:12.87)	0:51.99 [8] (0:12.92)	0:39.07	+3
6	6 LINCOLN TOWN Micheal Hellyer	5	64.5 1800m	0:08.23 Overall	2:02.16 [6] (0:08.23)	1:53.93 [2] (0:11.51)	1:42.42 [4] (0:12.03)	1:30.39 [5] (0:12.61)	1:17.78 [5] (0:12.30)	1:05.48 [5] (0:12.86)	0:52.62 [5] (0:12.85)	0:39.77	+6
7	7 THAT'LLDOTOO Karl Zechner	3	65.9 1800m	0:08.17 Overall	2:03.84 [7] (0:08.17)	1:55.67 [1] (0:11.30)	1:44.37 [1] (0:12.02)	1:32.35 [1] (0:12.47)	1:19.88 [3] (0:12.34)	1:07.54 [2] (0:12.90)	0:54.64 [1] (0:12.96)	0:41.68	-7
8	10 RAHAAN Heidi Gillie	4	65.3 1800m	0:08.25 Overall	2:04.39 [8] (0:08.25)	1:56.14 [4] (0:11.31)	1:44.83 [2] (0:11.99)	1:32.84 [2] (0:12.35)	1:20.49 [1] (0:12.40)	1:08.09 [1] (0:13.00)	0:55.09 [2] (0:12.99)	0:42.10	-4
9	3 BONBORA Jag Guthmann-Chester	2	63.9 1800m	0:08.55 Overall	2:09.07 [9] (0:08.55)	2:00.52 [6] (0:11.84)	1:48.68 [8] (0:12.17)	1:36.51 [9] (0:12.18)	1:24.33 [7] (0:12.13)	1:12.20 [7] (0:12.72)	0:59.48 [6] (0:12.97)	0:46.51	-9

Scratched: Cristalino (#9), Art Heist (#11)

[] Ranking at each section and finish
 -:-:- No data available at this section
 NA No data available

SCN Saddle cloth number
 DNF Did not finish
 DNT Did not track



Aquis Park Gold Coast Poly QLD Professional

Race 7: GLOBAL TURF BENCHMARK 62 Handicap - 1900m



25 February 2023 - 17:00

Track Rating: Synthetic, Weather: Overcast, Rail Position: True

Section				600m	400m	200m			Last 600m		
Field Times				0:38.04 (0:12.56)	0:25.48 (0:12.57)	0:12.91 (0:12.91)			0:38.04		
Rank	TAB	Horse/Jockey	Barrier	Top Speed [km/h]	Fastest Section	Margin			Distance Travelled [m]		
1	8	VIVENZO Noel Callow	1	64.8 1800m	0:08.38 Overall	0:37.90 [3] (0:12.42)	0:25.48 [1] (0:12.57)	0:12.91 [1] (0:12.91)	2:00.20	0:37.90	
2	4	EARLY THOUGHTS Cody Collis	10	64.6 1800m	0:08.23 Overall	0:38.05 [2] (0:12.55)	0:25.50 [2] (0:12.56)	0:12.94 [2] (0:12.94)	0.5L	0:38.05	+1
3	5	THE DRILLER Chelsea Jokic	9	63.3 1800m	0:08.66 Overall	0:38.10 [9] (0:12.69)	0:25.41 [8] (0:12.84)	0:12.57 [4] (0:12.57)	4.5L	0:38.10	+12
4	1	ELIZANO Matthew McGuren	8	64.6 1800m	0:08.62 Overall	0:39.03 [6] (0:12.52)	0:26.51 [3] (0:12.89)	0:13.62 [3] (0:13.62)	7.8L	0:39.03	-9
5	2	LETS TORQUE A DEEL Nathan Thomas	6	62.6 1800m	0:08.68 Overall	0:39.07 [8] (0:13.06)	0:26.01 [7] (0:13.10)	0:12.91 [6] (0:12.91)	9.3L	0:39.07	+3
6	6	LINCOLN TOWN Micheal Hellyer	5	64.5 1800m	0:08.23 Overall	0:39.77 [5] (0:12.91)	0:26.86 [4] (0:13.44)	0:13.42 [5] (0:13.42)	10.8L	0:39.77	+6
7	7	THAT'LLDOTOO Karl Zechner	3	65.9 1800m	0:08.17 Overall	0:41.68 [1] (0:13.27)	0:28.41 [5] (0:13.87)	0:14.54 [7] (0:14.54)	20.6L	0:41.68	-7
8	10	RAHAAN Heidi Gillie	4	65.3 1800m	0:08.25 Overall	0:42.10 [4] (0:13.34)	0:28.76 [6] (0:13.96)	0:14.80 [8] (0:14.80)	23.6L	0:42.10	-4
9	3	BONBORA Jag Guthmann-Chester	2	63.9 1800m	0:08.55 Overall	0:46.51 [7] (0:13.48)	0:33.03 [9] (0:15.45)	0:17.58 [9] (0:17.58)	51.1L	0:46.51	-9

Scratched: Cristalino (#9), Art Heist (#11)



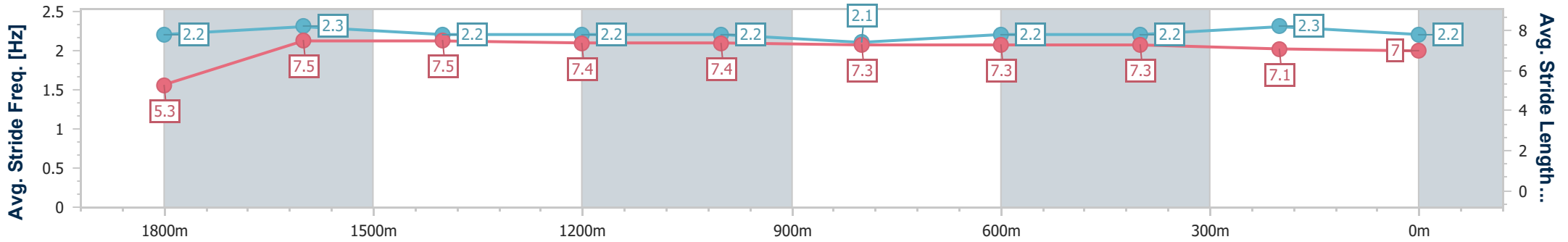
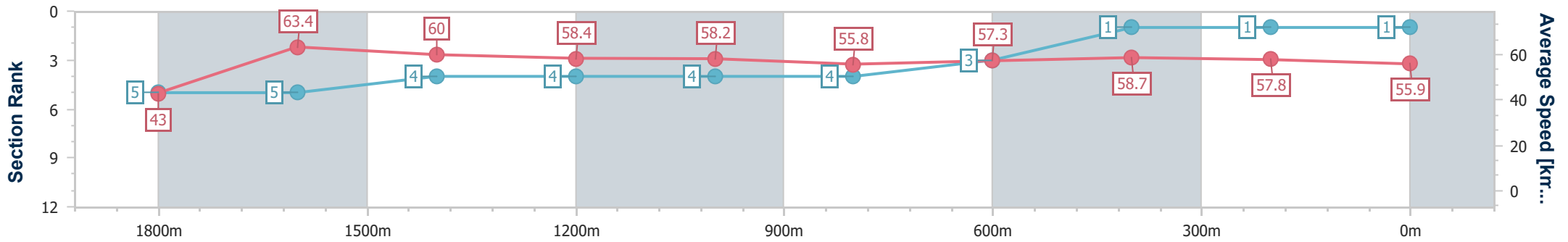
Horse/Jockey Name	Vivenzo
Final Rank	1
Fastest Section Time (Section)	0:08.38 (Overall)
Top Speed [km/h] (Section)	64.8 (1800m)
Race State	Finished



Aquis Park Gold Coast Poly QLD Professional
Race 7: GLOBAL TURF BENCHMARK 62 Handicap - 1900m
 25 February 2023 - 17:00
 Track Rating: Synthetic, Weather: Overcast, Rail Position: True



Section	Overall	1800m	1600m	1400m	1200m	1000m	800m	600m	400m	200m
Section Times	2:00.20 [1] (0:08.38)	1:51.82 [5] (0:11.37)	1:40.45 [5] (0:12.01)	1:28.44 [4] (0:12.38)	1:16.06 [4] (0:12.38)	1:03.68 [4] (0:12.98)	0:50.70 [4] (0:12.80)	0:37.90 [3] (0:12.42)	0:25.48 [1] (0:12.57)	0:12.91 [1] (0:12.91)
Average Speed [km/h]	43.0	63.4	60.0	58.4	58.2	55.8	57.3	58.7	57.8	55.9
Top Speed [km/h]	62.3	64.8	61.3	59.6	59.5	57.1	58.0	59.3	58.9	58.3
Avg. Dist. to Rail [m]	0.9	0.6	0.5	0.8	2.0	2.2	3.3	2.7	3.5	0.8
Avg. Stride Freq. [Hz]	2.2	2.3	2.2	2.2	2.2	2.1	2.2	2.2	2.3	2.2
Avg. Stride Length [m]	5.3	7.5	7.5	7.4	7.4	7.3	7.3	7.3	7.1	7.0



- [] Ranking at each section and finish
- .-.- No data available at this section
- NA No data available



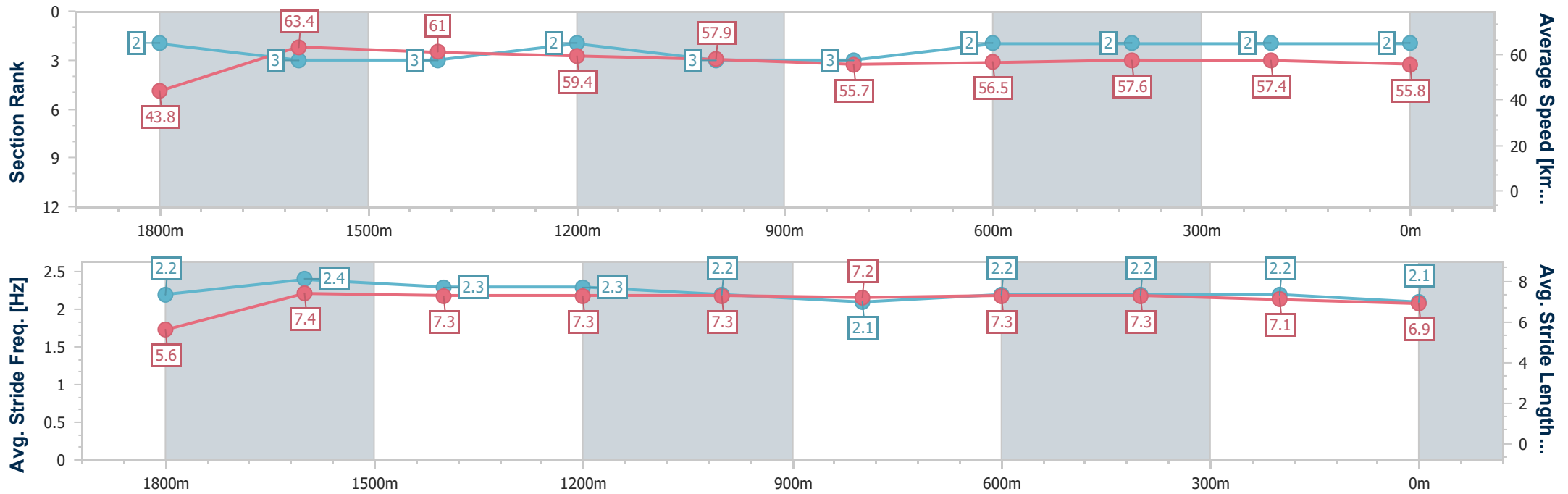
Horse/Jockey Name	Early Thoughts
Final Rank	2
Fastest Section Time (Section)	0:08.23 (Overall)
Top Speed [km/h] (Section)	64.6 (1800m)
Race State	Finished



Aquis Park Gold Coast Poly QLD Professional
 Race 7: GLOBAL TURF BENCHMARK 62 Handicap - 1900m
 25 February 2023 - 17:00
 Track Rating: Synthetic, Weather: Overcast, Rail Position: True



Section	Overall	1800m	1600m	1400m	1200m	1000m	800m	600m	400m	200m
Section Times	2:00.29 [2] (0:08.23)	1:52.06 [2] (0:11.47)	1:40.59 [3] (0:11.90)	1:28.69 [3] (0:12.33)	1:16.36 [2] (0:12.42)	1:03.94 [3] (0:13.01)	0:50.93 [3] (0:12.88)	0:38.05 [2] (0:12.55)	0:25.50 [2] (0:12.56)	0:12.94 [2] (0:12.94)
Average Speed [km/h]	43.8	63.4	61.0	59.4	57.9	55.7	56.5	57.6	57.4	55.8
Top Speed [km/h]	62.1	64.6	62.0	60.9	59.4	56.1	57.1	58.3	59.1	56.7
Avg. Dist. to Rail [m]	7.7	4.4	2.1	2.3	3.1	2.7	1.9	1.0	1.1	1.7
Avg. Stride Freq. [Hz]	2.2	2.4	2.3	2.3	2.2	2.1	2.2	2.2	2.2	2.1
Avg. Stride Length [m]	5.6	7.4	7.3	7.3	7.3	7.2	7.3	7.3	7.1	6.9



- [] Ranking at each section and finish
- .-.- No data available at this section
- NA No data available



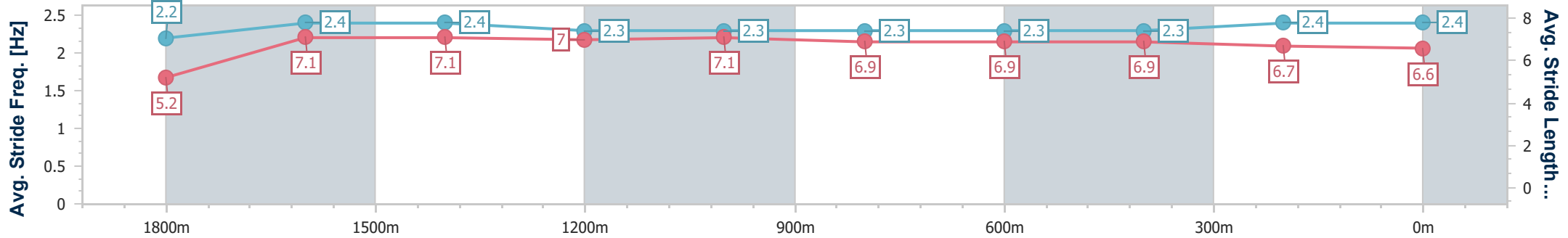
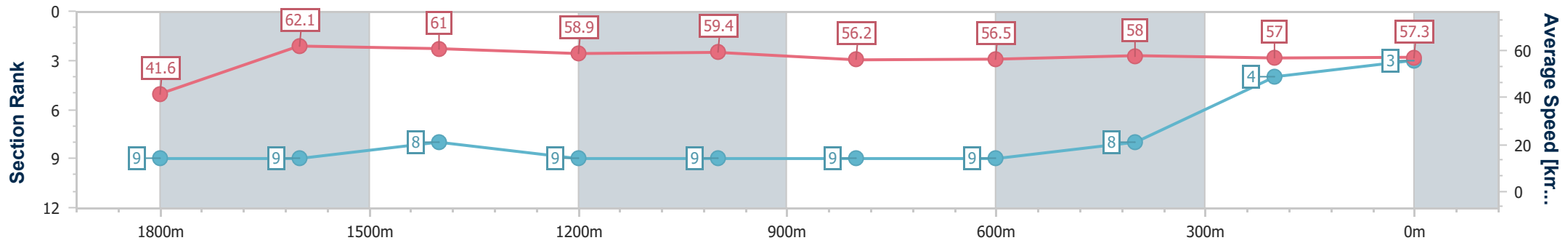
Horse/Jockey Name	The Driller
Final Rank	3
Fastest Section Time (Section)	0:08.66 (Overall)
Top Speed [km/h] (Section)	63.3 (1800m)
Race State	Finished



Aquis Park Gold Coast Poly QLD Professional
 Race 7: GLOBAL TURF BENCHMARK 62 Handicap - 1900m
 25 February 2023 - 17:00
 Track Rating: Synthetic, Weather: Overcast, Rail Position: True



Section	Overall	1800m	1600m	1400m	1200m	1000m	800m	600m	400m	200m
Section Times	2:01.00 [3] (0:08.66)	1:52.34 [9] (0:11.74)	1:40.60 [9] (0:11.93)	1:28.67 [8] (0:12.53)	1:16.14 [9] (0:12.13)	1:04.01 [9] (0:12.94)	0:51.07 [9] (0:12.97)	0:38.10 [9] (0:12.69)	0:25.41 [8] (0:12.84)	0:12.57 [4] (0:12.57)
Average Speed [km/h]	41.6	62.1	61.0	58.9	59.4	56.2	56.5	58.0	57.0	57.3
Top Speed [km/h]	59.4	63.3	62.1	61.4	59.8	58.9	57.2	59.3	58.8	58.9
Avg. Dist. to Rail [m]	6.8	4.5	3.0	3.4	4.2	3.8	3.3	4.3	7.7	9.2
Avg. Stride Freq. [Hz]	2.2	2.4	2.4	2.3	2.3	2.3	2.3	2.3	2.4	2.4
Avg. Stride Length [m]	5.2	7.1	7.1	7.0	7.1	6.9	6.9	6.9	6.7	6.6



- [] Ranking at each section and finish
- .-.- No data available at this section
- NA No data available



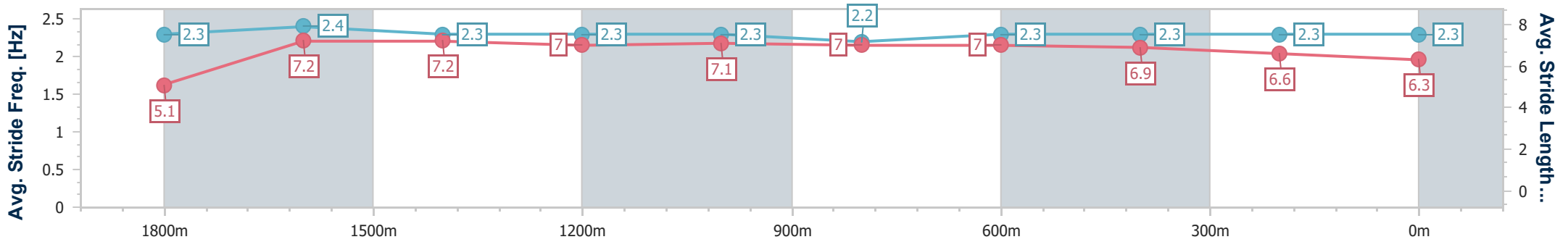
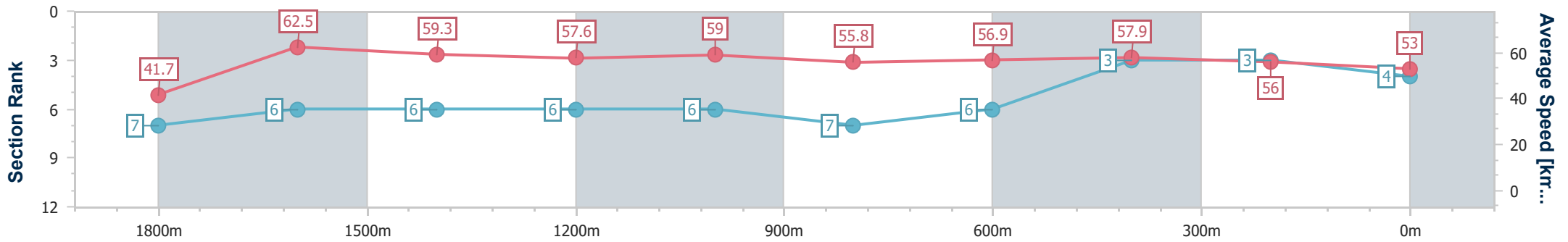
Horse/Jockey Name	Elizano
Final Rank	4
Fastest Section Time (Section)	0:08.62 (Overall)
Top Speed [km/h] (Section)	64.6 (1800m)
Race State	Finished



Aquis Park Gold Coast Poly QLD Professional
 Race 7: GLOBAL TURF BENCHMARK 62 Handicap - 1900m
 25 February 2023 - 17:00
 Track Rating: Synthetic, Weather: Overcast, Rail Position: True



Section	Overall	1800m	1600m	1400m	1200m	1000m	800m	600m	400m	200m
Section Times	2:01.58 [4] (0:08.62)	1:52.96 [7] (0:11.46)	1:41.50 [6] (0:12.00)	1:29.50 [6] (0:12.55)	1:16.95 [6] (0:12.23)	1:04.72 [6] (0:12.96)	0:51.76 [7] (0:12.73)	0:39.03 [6] (0:12.52)	0:26.51 [3] (0:12.89)	0:13.62 [3] (0:13.62)
Average Speed [km/h]	41.7	62.5	59.3	57.6	59.0	55.8	56.9	57.9	56.0	53.0
Top Speed [km/h]	61.3	64.6	61.0	59.7	59.5	57.0	57.8	58.7	57.2	54.8
Avg. Dist. to Rail [m]	4.8	1.5	1.9	0.9	1.6	1.4	1.4	1.4	2.9	4.9
Avg. Stride Freq. [Hz]	2.3	2.4	2.3	2.3	2.3	2.2	2.3	2.3	2.3	2.3
Avg. Stride Length [m]	5.1	7.2	7.2	7.0	7.1	7.0	7.0	6.9	6.6	6.3



- [] Ranking at each section and finish
- .-.- No data available at this section
- NA No data available



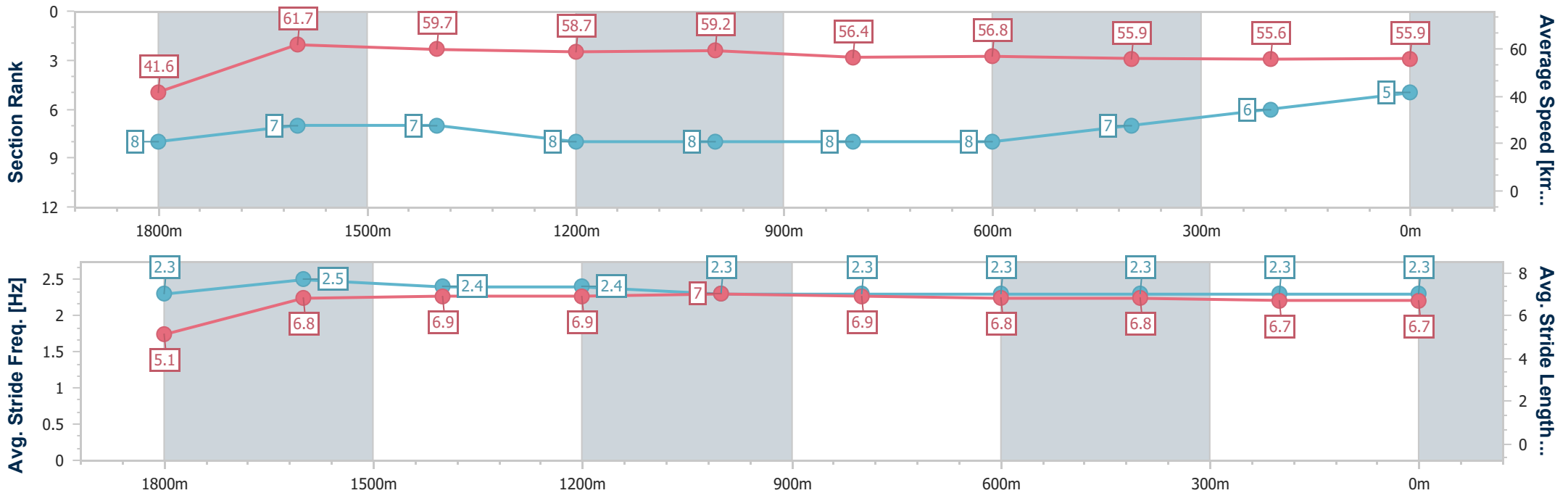
Horse/Jockey Name	Lets Torque A Deel
Final Rank	5
Fastest Section Time (Section)	0:08.68 (Overall)
Top Speed [km/h] (Section)	62.6 (1800m)
Race State	Finished



Aquis Park Gold Coast Poly QLD Professional
Race 7: GLOBAL TURF BENCHMARK 62 Handicap - 1900m
 25 February 2023 - 17:00
 Track Rating: Synthetic, Weather: Overcast, Rail Position: True



Section	Overall	1800m	1600m	1400m	1200m	1000m	800m	600m	400m	200m
Section Times	2:01.88 [5] (0:08.68)	1:53.20 [8] (0:11.67)	1:41.53 [7] (0:12.07)	1:29.46 [7] (0:12.43)	1:17.03 [8] (0:12.17)	1:04.86 [8] (0:12.87)	0:51.99 [8] (0:12.92)	0:39.07 [8] (0:13.06)	0:26.01 [7] (0:13.10)	0:12.91 [6] (0:12.91)
Average Speed [km/h]	41.6	61.7	59.7	58.7	59.2	56.4	56.8	55.9	55.6	55.9
Top Speed [km/h]	59.3	62.6	61.6	60.3	59.8	58.7	57.4	56.6	57.5	56.2
Avg. Dist. to Rail [m]	4.1	0.8	0.7	1.7	2.7	3.2	3.5	3.1	5.9	7.9
Avg. Stride Freq. [Hz]	2.3	2.5	2.4	2.4	2.3	2.3	2.3	2.3	2.3	2.3
Avg. Stride Length [m]	5.1	6.8	6.9	6.9	7.0	6.9	6.8	6.8	6.7	6.7



- [] Ranking at each section and finish
- .-.- No data available at this section
- NA No data available



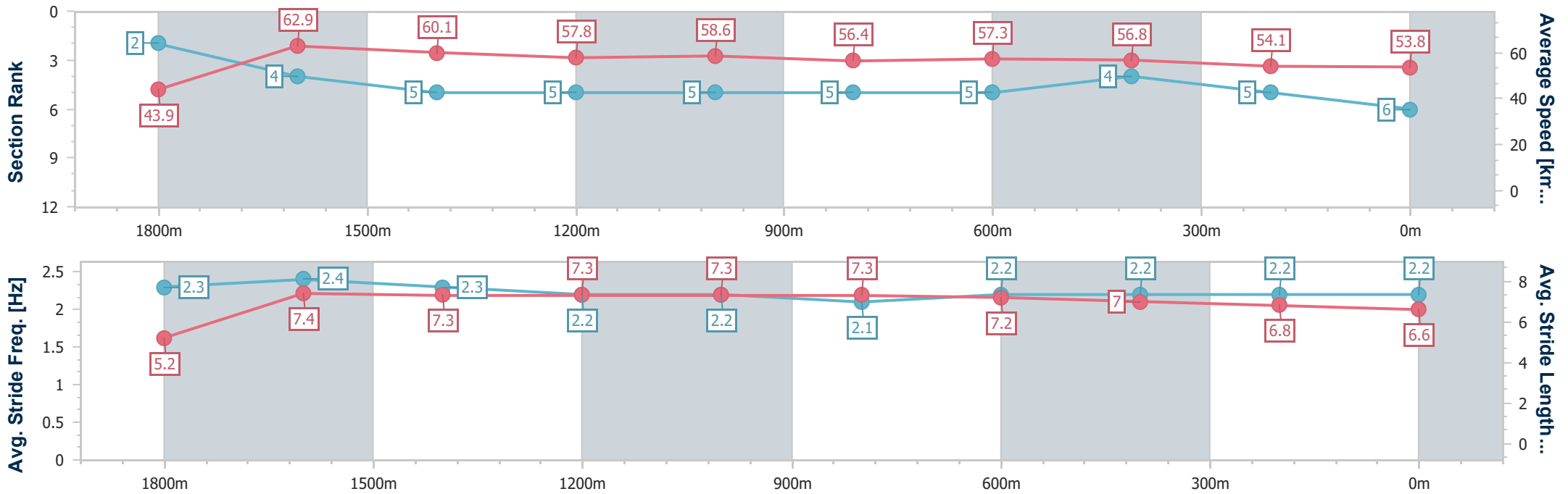
Horse/Jockey Name	Lincoln Town
Final Rank	6
Fastest Section Time (Section)	0:08.23 (Overall)
Top Speed [km/h] (Section)	64.5 (1800m)
Race State	Finished



Aquis Park Gold Coast Poly QLD Professional
 Race 7: GLOBAL TURF BENCHMARK 62 Handicap - 1900m
 25 February 2023 - 17:00
 Track Rating: Synthetic, Weather: Overcast, Rail Position: True



Section	Overall	1800m	1600m	1400m	1200m	1000m	800m	600m	400m	200m
Section Times	2:02.16 [6] (0:08.23)	1:53.93 [2] (0:11.51)	1:42.42 [4] (0:12.03)	1:30.39 [5] (0:12.61)	1:17.78 [5] (0:12.30)	1:05.48 [5] (0:12.86)	0:52.62 [5] (0:12.85)	0:39.77 [5] (0:12.91)	0:26.86 [4] (0:13.44)	0:13.42 [5] (0:13.42)
Average Speed [km/h]	43.9	62.9	60.1	57.8	58.6	56.4	57.3	56.8	54.1	53.8
Top Speed [km/h]	61.0	64.5	60.9	59.3	59.9	57.2	58.0	58.2	55.0	54.5
Avg. Dist. to Rail [m]	4.5	2.3	1.3	1.8	2.6	2.7	3.8	4.1	5.1	6.8
Avg. Stride Freq. [Hz]	2.3	2.4	2.3	2.2	2.2	2.1	2.2	2.2	2.2	2.2
Avg. Stride Length [m]	5.2	7.4	7.3	7.3	7.3	7.3	7.2	7.0	6.8	6.6



- [] Ranking at each section and finish
- .-.- No data available at this section
- NA No data available



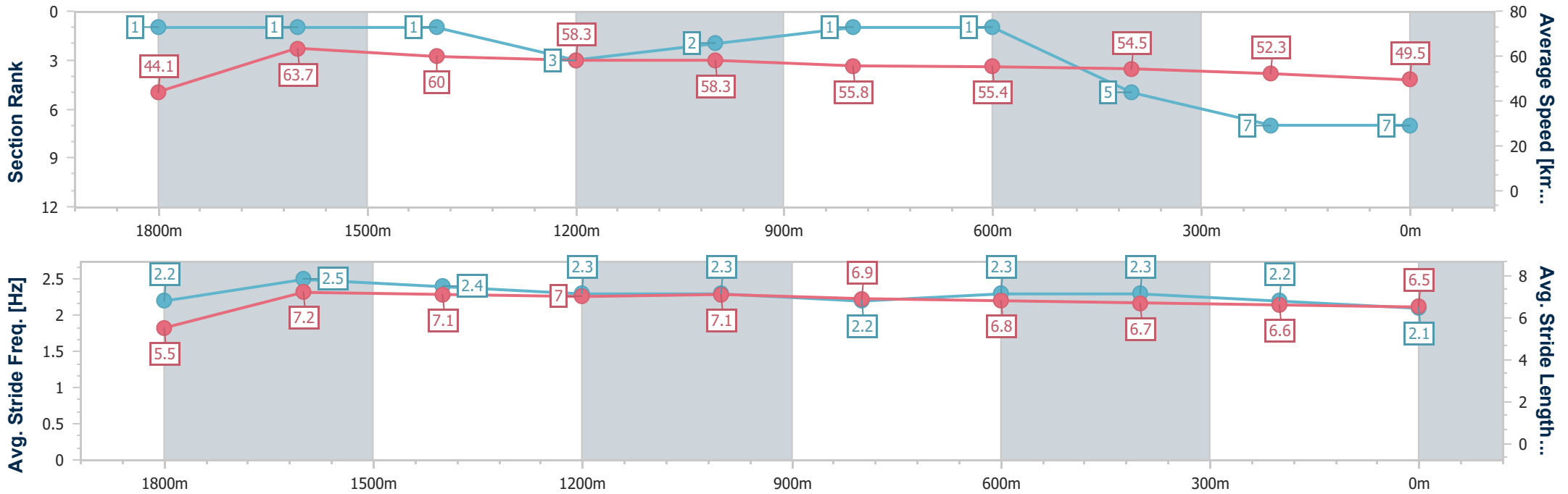
Horse/Jockey Name	That'lldotoo
Final Rank	7
Fastest Section Time (Section)	0:08.17 (Overall)
Top Speed [km/h] (Section)	65.9 (1800m)
Race State	Finished



Aquis Park Gold Coast Poly QLD Professional
Race 7: GLOBAL TURF BENCHMARK 62 Handicap - 1900m
 25 February 2023 - 17:00
 Track Rating: Synthetic, Weather: Overcast, Rail Position: True



Section	Overall	1800m	1600m	1400m	1200m	1000m	800m	600m	400m	200m
Section Times	2:03.84 [7] (0:08.17)	1:55.67 [1] (0:11.30)	1:44.37 [1] (0:12.02)	1:32.35 [1] (0:12.47)	1:19.88 [3] (0:12.34)	1:07.54 [2] (0:12.90)	0:54.64 [1] (0:12.96)	0:41.68 [1] (0:13.27)	0:28.41 [5] (0:13.87)	0:14.54 [7] (0:14.54)
Average Speed [km/h]	44.1	63.7	60.0	58.3	58.3	55.8	55.4	54.5	52.3	49.5
Top Speed [km/h]	61.9	65.9	61.3	59.3	59.5	56.9	56.2	55.8	53.5	51.2
Avg. Dist. to Rail [m]	2.4	0.5	0.5	1.1	1.2	0.3	0.3	0.9	3.3	3.2
Avg. Stride Freq. [Hz]	2.2	2.5	2.4	2.3	2.3	2.2	2.3	2.3	2.2	2.1
Avg. Stride Length [m]	5.5	7.2	7.1	7.0	7.1	6.9	6.8	6.7	6.6	6.5



- [] Ranking at each section and finish
- .-.-.- No data available at this section
- NA No data available



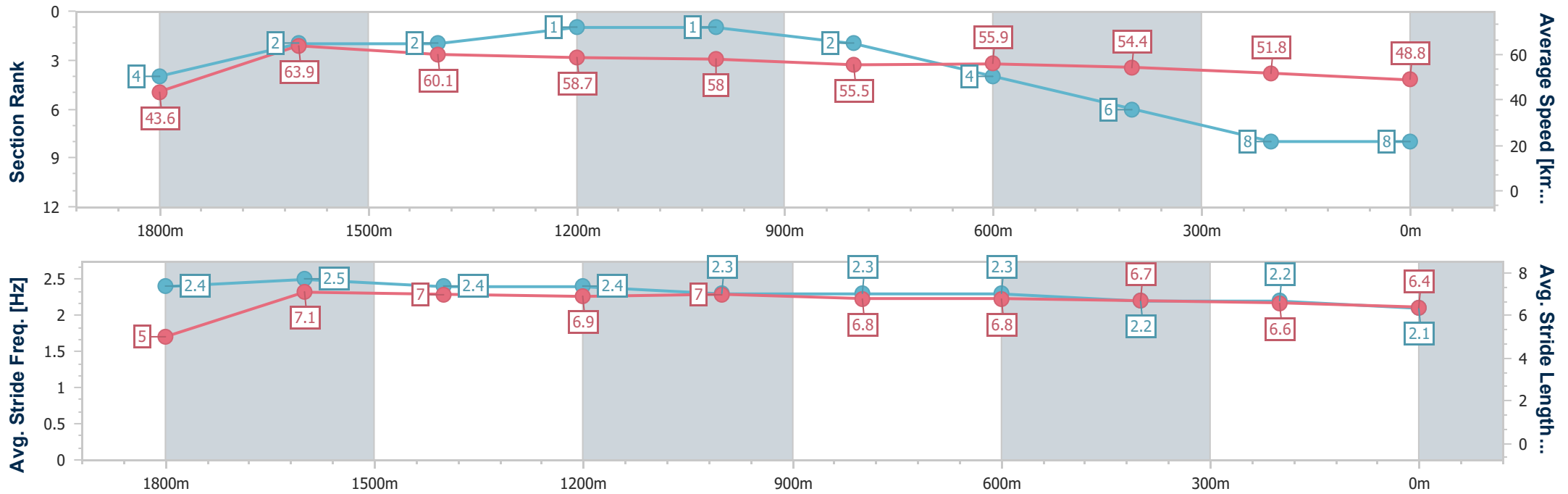
Horse/Jockey Name	Rahaan
Final Rank	8
Fastest Section Time (Section)	0:08.25 (Overall)
Top Speed [km/h] (Section)	65.3 (1800m)
Race State	Finished



Aquis Park Gold Coast Poly QLD Professional
 Race 7: GLOBAL TURF BENCHMARK 62 Handicap - 1900m
 25 February 2023 - 17:00
 Track Rating: Synthetic, Weather: Overcast, Rail Position: True



Section	Overall	1800m	1600m	1400m	1200m	1000m	800m	600m	400m	200m
Section Times	2:04.39 [8] (0:08.25)	1:56.14 [4] (0:11.31)	1:44.83 [2] (0:11.99)	1:32.84 [2] (0:12.35)	1:20.49 [1] (0:12.40)	1:08.09 [1] (0:13.00)	0:55.09 [2] (0:12.99)	0:42.10 [4] (0:13.34)	0:28.76 [6] (0:13.96)	0:14.80 [8] (0:14.80)
Average Speed [km/h]	43.6	63.9	60.1	58.7	58.0	55.5	55.9	54.4	51.8	48.8
Top Speed [km/h]	62.3	65.3	62.0	59.5	59.2	56.5	56.4	56.2	52.8	50.7
Avg. Dist. to Rail [m]	3.1	1.6	0.5	0.8	1.5	1.3	1.4	1.5	3.4	5.7
Avg. Stride Freq. [Hz]	2.4	2.5	2.4	2.4	2.3	2.3	2.3	2.2	2.2	2.1
Avg. Stride Length [m]	5.0	7.1	7.0	6.9	7.0	6.8	6.8	6.7	6.6	6.4



- [] Ranking at each section and finish
- .-.- No data available at this section
- NA No data available



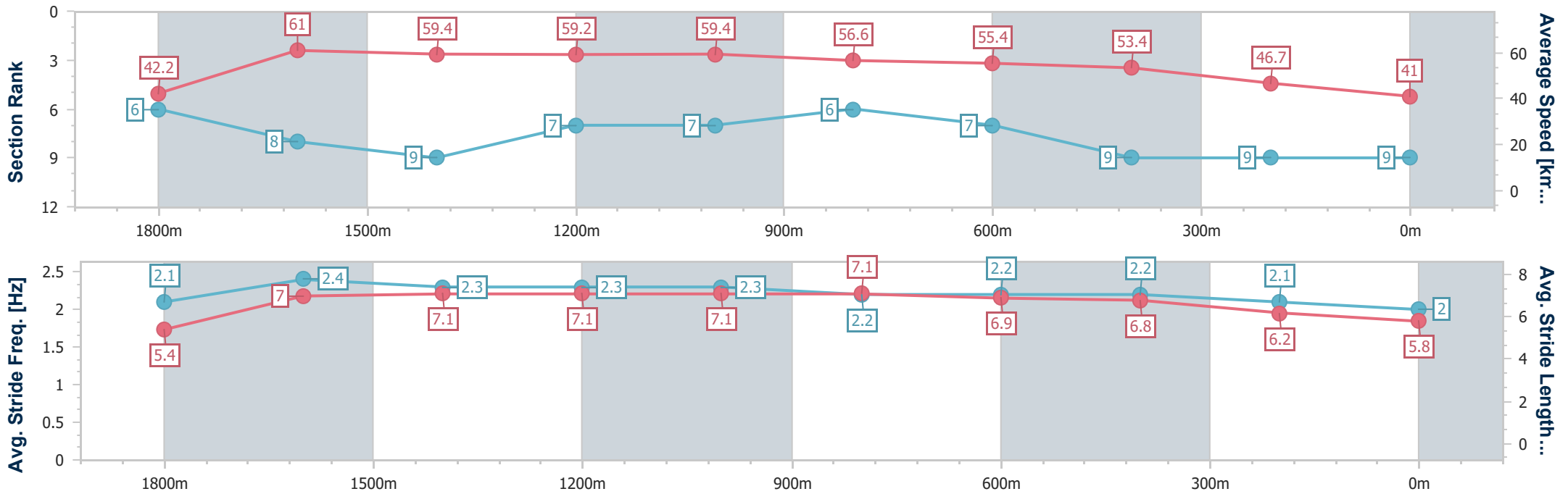
Horse/Jockey Name	Bonbora
Final Rank	9
Fastest Section Time (Section)	0:08.55 (Overall)
Top Speed [km/h] (Section)	63.9 (1800m)
Race State	Finished



Aquis Park Gold Coast Poly QLD Professional
 Race 7: GLOBAL TURF BENCHMARK 62 Handicap - 1900m
 25 February 2023 - 17:00
 Track Rating: Synthetic, Weather: Overcast, Rail Position: True



Section	Overall	1800m	1600m	1400m	1200m	1000m	800m	600m	400m	200m
Section Times	2:09.07 [9] (0:08.55)	2:00.52 [6] (0:11.84)	1:48.68 [8] (0:12.17)	1:36.51 [9] (0:12.18)	1:24.33 [7] (0:12.13)	1:12.20 [7] (0:12.72)	0:59.48 [6] (0:12.97)	0:46.51 [7] (0:13.48)	0:33.03 [9] (0:15.45)	0:17.58 [9] (0:17.58)
Average Speed [km/h]	42.2	61.0	59.4	59.2	59.4	56.6	55.4	53.4	46.7	41.0
Top Speed [km/h]	59.5	63.9	60.9	60.5	60.6	59.1	55.9	55.9	51.2	41.9
Avg. Dist. to Rail [m]	0.8	0.7	1.1	0.4	0.2	0.2	0.5	0.4	2.2	2.0
Avg. Stride Freq. [Hz]	2.1	2.4	2.3	2.3	2.3	2.2	2.2	2.2	2.1	2.0
Avg. Stride Length [m]	5.4	7.0	7.1	7.1	7.1	7.1	6.9	6.8	6.2	5.8



- [] Ranking at each section and finish
- .-.- No data available at this section
- NA No data available