



# Eagle Farm QLD Professional

## Race 6: MAGIC MILLIONS GOLD COAST MARCH 20-21 QTIS Three-Year-Old Maiden Handicap - 1400m

22 February 2023 - 16:32



BRISBANE  
RACING CLUB

Track Rating: Good 4, Weather: Overcast, Rail Position: +10m Entire

Section		Overall	1200m	1000m	800m	600m	400m	Last 600m				
Field Times		1:25.38 (0:14.23)	1:11.15 (0:11.20)	0:59.95 (0:11.98)	0:47.97 (0:12.39)	0:35.58 (0:12.02)	0:23.56 (0:11.60)	0:35.58				
Rank	TAB Horse/Jockey	Barrier	Top Speed [km/h]	Fastest Section	Distance Travelled [m]							
1	5 <b>CRANKY HARRY</b> Corey Bayliss	9	64.6 1200m	0:11.48 1200m	1:25.38 [1] (0:14.23)	1:11.15 [1] (0:11.48)	0:59.67 [2] (0:12.01)	0:47.66 [2] (0:12.29)	0:35.37 [2] (0:11.87)	0:23.50 [2] (0:11.55)	0:35.37	
2	4 <b>BETTCHA THE CROWN</b> Mark Du Plessis	11	65.3 400m	0:11.14 400m	1:25.41 [2] (0:15.17)	1:10.24 [10] (0:11.45)	0:58.79 [9] (0:12.14)	0:46.65 [9] (0:12.01)	0:34.64 [8] (0:11.63)	0:23.01 [8] (0:11.14)	0:34.64	+6
3	3 <b>SAN LUCIDO</b> Kyle Wilson-Taylor	6	65.9 400m	0:11.16 400m	1:25.42 [3] (0:14.89)	1:10.53 [6] (0:11.41)	0:59.12 [6] (0:12.10)	0:47.02 [6] (0:12.11)	0:34.91 [6] (0:11.75)	0:23.16 [6] (0:11.16)	0:34.91	+1
4	11 <b>COMPASS ROSE</b> Angela Jones	1	65.1 600m	0:11.40 400m	1:26.00 [4] (0:14.82)	1:11.18 [5] (0:11.56)	0:59.62 [7] (0:12.11)	0:47.51 [7] (0:12.15)	0:35.36 [7] (0:11.71)	0:23.65 [7] (0:11.40)	0:35.36	+0
5	9 <b>PROPHETS DE'VINE</b> Larry Cassidy	5	67.0 400m	0:11.20 400m	1:26.20 [5] (0:14.92)	1:11.28 [8] (0:11.58)	0:59.70 [8] (0:12.11)	0:47.59 [8] (0:12.16)	0:35.43 [9] (0:11.70)	0:23.73 [9] (0:11.20)	0:35.43	+5
6	15 <b>CANELANDER</b> Taylor Marshall	17	65.9 1200m	0:11.19 1200m	1:26.25 [6] (0:14.92)	1:11.33 [7] (0:11.19)	1:00.14 [4] (0:11.74)	0:48.40 [3] (0:12.33)	0:36.07 [3] (0:11.88)	0:24.19 [4] (0:11.66)	0:36.07	+4
7	8 <b>MUST</b> James Orman	10	63.0 400m	0:11.64 400m	1:26.27 [7] (0:14.30)	1:11.97 [2] (0:11.67)	1:00.30 [3] (0:12.09)	0:48.21 [4] (0:12.26)	0:35.95 [5] (0:11.67)	0:24.28 [3] (0:11.64)	0:35.95	-5
8	12 <b>PSYCHIC ROSE</b> Samantha Collett	8	64.5 600m	0:11.42 400m	1:26.45 [8] (0:15.04)	1:11.41 [9] (0:11.86)	0:59.55 [11] (0:12.19)	0:47.36 [11] (0:11.91)	0:35.45 [11] (0:11.87)	0:23.58 [11] (0:11.42)	0:35.45	+1
9	6 <b>READY AZZ EVA</b> Ben Thompson	4	63.9 1200m	0:11.51 1200m	1:26.51 [9] (0:14.66)	1:11.85 [4] (0:11.51)	1:00.34 [5] (0:12.01)	0:48.33 [5] (0:12.12)	0:36.21 [4] (0:11.85)	0:24.36 [5] (0:11.70)	0:36.21	+2
10	16 <b>ROCK WAR</b> Elione Chaves	13	64.9 400m	0:11.37 400m	1:26.53 [10] (0:15.48)	1:11.05 [12] (0:11.66)	0:59.39 [12] (0:12.19)	0:47.20 [12] (0:11.92)	0:35.28 [12] (0:11.88)	0:23.40 [12] (0:11.37)	0:35.28	+2

Scratched: Street Hussy (#10), Bright Tiara (#14), Better Yet (#13), Naval Trader (#2), Fearless Knight (#1)

[ ] Ranking at each section and finish  
 -:-:- No data available at this section  
 NA No data available

SCN Saddle cloth number  
 DNF Did not finish  
 DNT Did not track



**Eagle Farm QLD Professional**  
**Race 6: MAGIC MILLIONS GOLD COAST MARCH 20-21 QTIS Three-Year-Old Maiden Handicap - 1400m**  
**22 February 2023 - 16:32**



Track Rating: Good 4, Weather: Overcast, Rail Position: +10m Entire

Section	Overall	1200m	1000m	800m	600m	400m	Last 600m
Field Times	1:25.38 (0:14.23)	1:11.15 (0:11.20)	0:59.95 (0:11.98)	0:47.97 (0:12.39)	0:35.58 (0:12.02)	0:23.56 (0:11.60)	0:35.58

Rank	TAB	Horse/Jockey	Barrier	Top Speed [km/h]	Fastest Section	Overall	1200m	1000m	800m	600m	400m	Last 600m	Distance Travelled [m]
11	7	AUSTRAL STREET Georgina Cartwright	7	64.2 1200m	0:11.51 400m	1:26.54 [11] (0:15.26)	1:11.28 [11] (0:11.58)	0:59.70 [10] (0:12.21)	0:47.49 [10] (0:11.86)	0:35.63 [10] (0:11.88)	0:23.75 [10] (0:11.51)	0:35.63	+0
12	17	LEINSTER Adin Thompson	16	66.1 1200m	0:11.10 1200m	1:26.63 [12] (0:14.33)	1:12.30 [3] (0:11.10)	1:01.20 [1] (0:11.98)	0:49.22 [1] (0:12.39)	0:36.83 [1] (0:12.02)	0:24.81 [1] (0:11.98)	0:36.83	+2

Scratched: Street Hussy (#10), Bright Tiara (#14), Better Yet (#13), Naval Trader (#2), Fearless Knight (#1)



**Eagle Farm QLD Professional**  
**Race 6: MAGIC MILLIONS GOLD COAST MARCH 20-21 QTIS Three-Year-Old Maiden Handicap - 1400m**  
**22 February 2023 - 16:32**



Track Rating: Good 4, Weather: Overcast, Rail Position: +10m Entire

Section				200m				Last 600m	
Field Times				0:11.96 (0:11.96)				0:35.58	
Rank	TAB	Horse/Jockey	Barrier	Top Speed [km/h]	Fastest Section	Margin			Distance Travelled [m]
1	5	<b>CRANKY HARRY</b> Corey Bayliss	9	64.6 1200m	0:11.48 1200m	0:11.95 [2] (0:11.95)	1:25.38		0:35.37
2	4	<b>BETTCHA THE CROWN</b> Mark Du Plessis	11	65.3 400m	0:11.14 400m	0:11.87 [3] (0:11.87)	0.21L		0:34.64 +6
3	3	<b>SAN LUCIDO</b> Kyle Wilson-Taylor	6	65.9 400m	0:11.16 400m	0:12.00 [1] (0:12.00)	0.22L		0:34.91 +1
4	11	<b>COMPASS ROSE</b> Angela Jones	1	65.1 600m	0:11.40 400m	0:12.25 [7] (0:12.25)	3.63L		0:35.36 +0
5	9	<b>PROPHETS DE'VINE</b> Larry Cassidy	5	67.0 400m	0:11.20 400m	0:12.53 [5] (0:12.53)	4.83L		0:35.43 +5
6	15	<b>CANELANDER</b> Taylor Marshall	17	65.9 1200m	0:11.19 1200m	0:12.53 [6] (0:12.53)	5.12L		0:36.07 +4
7	8	<b>MUST</b> James Orman	10	63.0 400m	0:11.64 400m	0:12.64 [4] (0:12.64)	5.26L		0:35.95 -5
8	12	<b>PSYCHIC ROSE</b> Samantha Collett	8	64.5 600m	0:11.42 400m	0:12.16 [10] (0:12.16)	6.27L		0:35.45 +1
9	6	<b>READY AZZ EVA</b> Ben Thompson	4	63.9 1200m	0:11.51 1200m	0:12.66 [9] (0:12.66)	6.65L		0:36.21 +2
10	16	<b>ROCK WAR</b> Elione Chaves	13	64.9 400m	0:11.37 400m	0:12.03 [12] (0:12.03)	6.76L		0:35.28 +2

Scratched: Street Hussy (#10), Bright Tiara (#14), Better Yet (#13), Naval Trader (#2), Fearless Knight (#1)

[ ] Ranking at each section and finish  
 -:-:- No data available at this section  
 NA No data available

SCN Saddle cloth number  
 DNF Did not finish  
 DNT Did not track



**Eagle Farm QLD Professional**  
**Race 6: MAGIC MILLIONS GOLD COAST MARCH 20-21 QTIS Three-Year-Old Maiden Handicap - 1400m**  
**22 February 2023 - 16:32**



Track Rating: Good 4, Weather: Overcast, Rail Position: +10m Entire

Section				200m				Last 600m	
Field Times				0:11.96 (0:11.96)				0:35.58	
Rank	TAB Horse/Jockey	Barrier	Top Speed [km/h]	Fastest Section	Margin				Distance Travelled [m]
11	7 AUSTRAL STREET Georgina Cartwright	7	64.2 1200m	0:11.51 400m	0:12.24 [11] (0:12.24)	6.83L		0:35.63	+0
12	17 LEINSTER Adin Thompson	16	66.1 1200m	0:11.10 1200m	0:12.83 [8] (0:12.83)	7.35L		0:36.83	+2

Scratched: Street Hussy (#10), Bright Tiara (#14), Better Yet (#13), Naval Trader (#2), Fearless Knight (#1)



Horse/Jockey Name	Cranky Harry
Final Rank	1
Fastest Section Time (Section)	0:11.48 (1200m)
Top Speed [km/h] (Section)	64.6 (1200m)
Race State	Finished

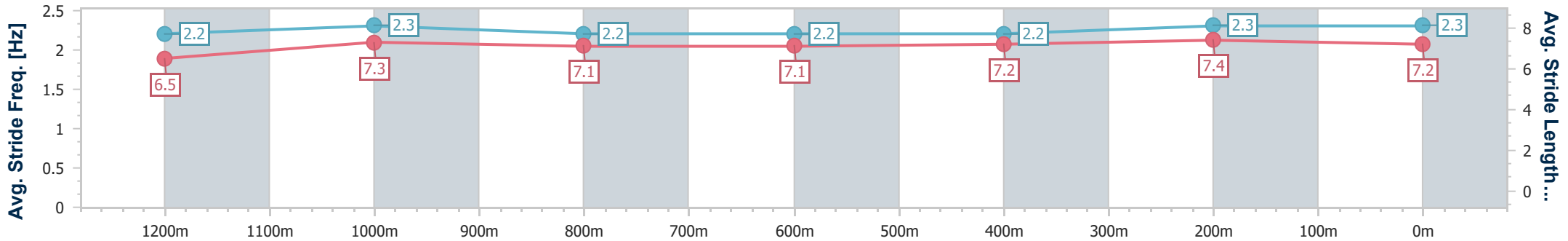
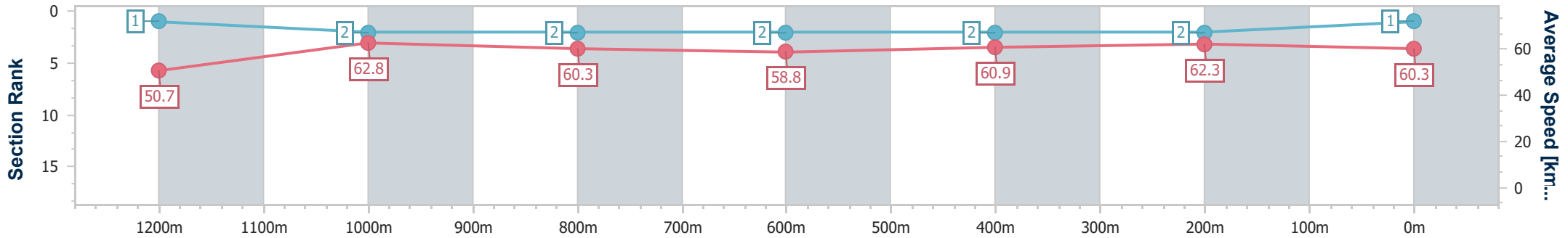


Eagle Farm QLD Professional  
 Race 6: MAGIC MILLIONS GOLD COAST MARCH 20-21 QTIS  
 Three-Year-Old Maiden Handicap - 1400m  
 22 February 2023 - 16:32  
 Track Rating: Good 4, Weather: Overcast, Rail Position: +10m  
 Entire



BRISBANE  
 RACING CLUB

Section	Overall	1200m	1000m	800m	600m	400m	200m
Section Times	1:25.38 [1] (0:14.23)	1:11.15 [1] (0:11.48)	0:59.67 [2] (0:12.01)	0:47.66 [2] (0:12.29)	0:35.37 [2] (0:11.87)	0:23.50 [2] (0:11.55)	0:11.95 [2] (0:11.95)
Average Speed [km/h]	50.7	62.8	60.3	58.8	60.9	62.3	60.3
Top Speed [km/h]	62.9	64.6	61.4	60.0	62.7	63.1	61.8
Avg. Dist. to Rail [m]	5.6	1.8	1.4	0.7	0.9	4.7	3.6
Avg. Stride Freq. [Hz]	2.2	2.3	2.2	2.2	2.2	2.3	2.3
Avg. Stride Length [m]	6.5	7.3	7.1	7.1	7.2	7.4	7.2



- [ ] Ranking at each section and finish
- .-.- No data available at this section
- NA No data available



Horse/Jockey Name	Bettcha The Crown
Final Rank	2
Fastest Section Time (Section)	0:11.14 (400m)
Top Speed [km/h] (Section)	65.3 (400m)
Race State	Finished

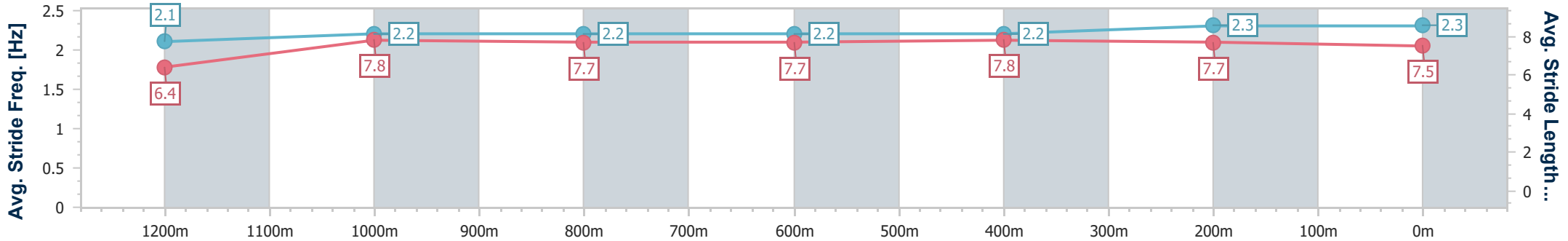
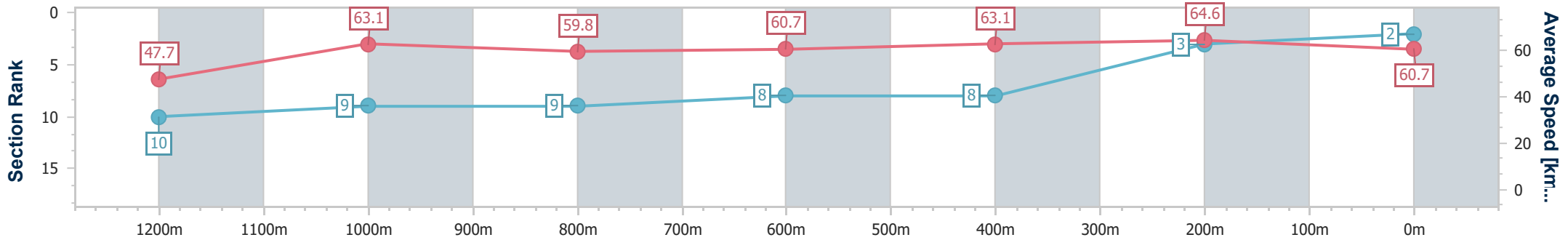


Eagle Farm QLD Professional  
 Race 6: MAGIC MILLIONS GOLD COAST MARCH 20-21 QTIS  
 Three-Year-Old Maiden Handicap - 1400m  
 22 February 2023 - 16:32  
 Track Rating: Good 4, Weather: Overcast, Rail Position: +10m  
 Entire



BRISBANE  
 RACING CLUB

Section	Overall	1200m	1000m	800m	600m	400m	200m
Section Times	1:25.41 [2] (0:15.17)	1:10.24 [10] (0:11.45)	0:58.79 [9] (0:12.14)	0:46.65 [9] (0:12.01)	0:34.64 [8] (0:11.63)	0:23.01 [8] (0:11.14)	0:11.87 [3] (0:11.87)
Average Speed [km/h]	47.7	63.1	59.8	60.7	63.1	64.6	60.7
Top Speed [km/h]	60.7	64.1	61.2	61.9	65.0	65.3	63.6
Avg. Dist. to Rail [m]	6.6	2.1	1.6	2.4	4.3	8.9	6.8
Avg. Stride Freq. [Hz]	2.1	2.2	2.2	2.2	2.2	2.3	2.3
Avg. Stride Length [m]	6.4	7.8	7.7	7.7	7.8	7.7	7.5



- [ ] Ranking at each section and finish
- .-.- No data available at this section
- NA No data available



Horse/Jockey Name	San Lucido
Final Rank	3
Fastest Section Time (Section)	0:11.16 (400m)
Top Speed [km/h] (Section)	65.9 (400m)
Race State	Finished



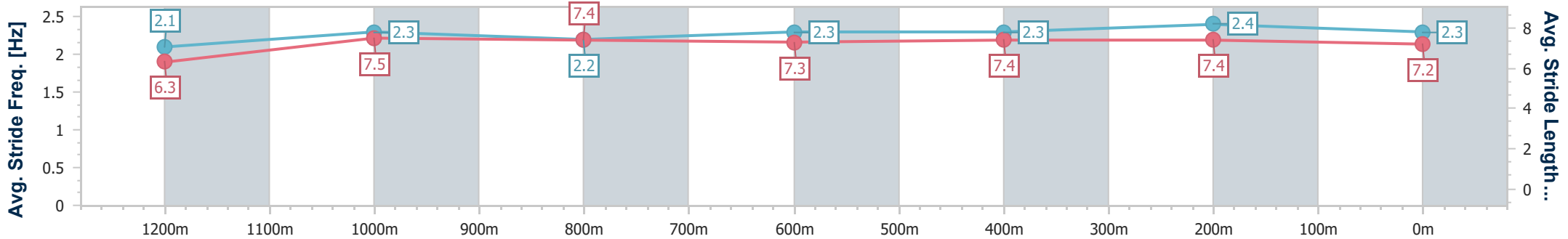
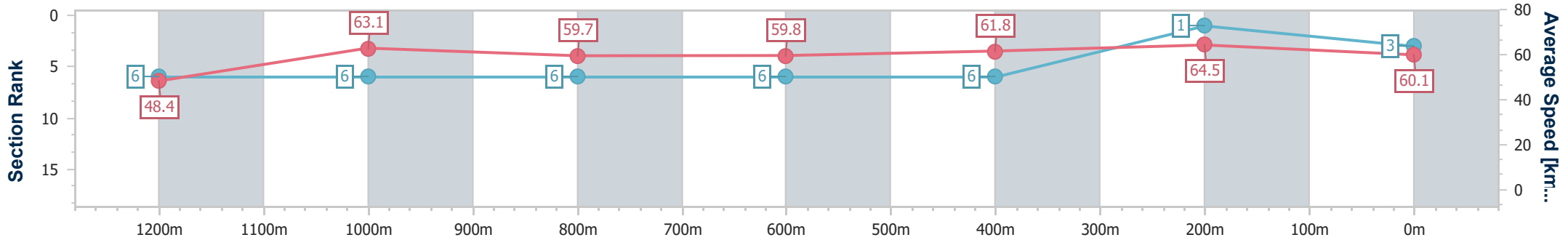
Eagle Farm QLD Professional  
 Race 6: MAGIC MILLIONS GOLD COAST MARCH 20-21 QTIS  
 Three-Year-Old Maiden Handicap - 1400m



BRISBANE  
 RACING CLUB

22 February 2023 - 16:32  
 Track Rating: Good 4, Weather: Overcast, Rail Position: +10m  
 Entire

Section	Overall	1200m	1000m	800m	600m	400m	200m
Section Times	1:25.42 [3] (0:14.89)	1:10.53 [6] (0:11.41)	0:59.12 [6] (0:12.10)	0:47.02 [6] (0:12.11)	0:34.91 [6] (0:11.75)	0:23.16 [6] (0:11.16)	0:12.00 [1] (0:12.00)
Average Speed [km/h]	48.4	63.1	59.7	59.8	61.8	64.5	60.1
Top Speed [km/h]	61.0	64.7	61.6	62.2	65.7	65.9	63.2
Avg. Dist. to Rail [m]	3.7	1.1	0.6	1.2	2.2	6.4	4.3
Avg. Stride Freq. [Hz]	2.1	2.3	2.2	2.3	2.3	2.4	2.3
Avg. Stride Length [m]	6.3	7.5	7.4	7.3	7.4	7.4	7.2



- [ ] Ranking at each section and finish
- .-.- No data available at this section
- NA No data available



Horse/Jockey Name	Compass Rose
Final Rank	4
Fastest Section Time (Section)	0:11.40 (400m)
Top Speed [km/h] (Section)	65.1 (600m)
Race State	Finished

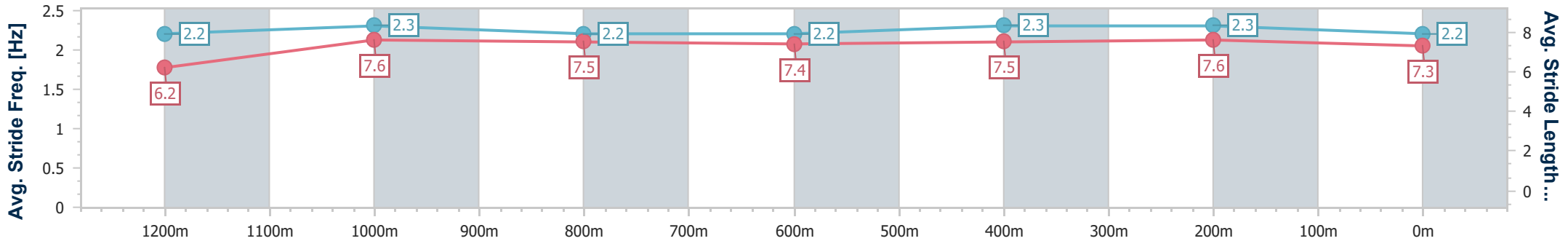
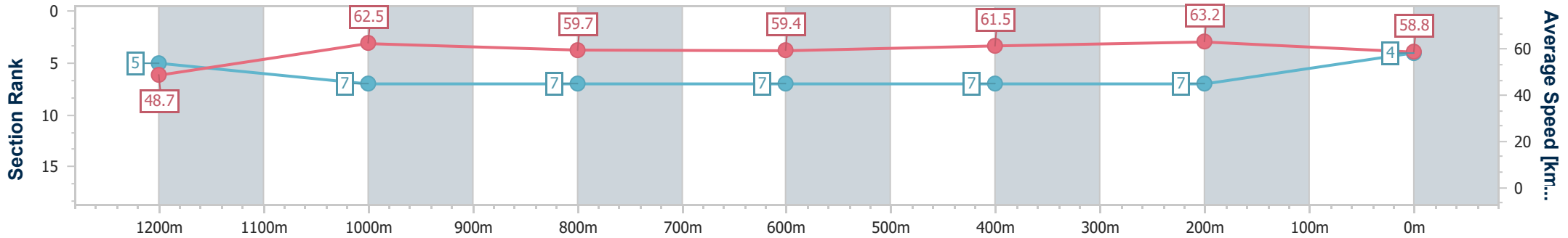


Eagle Farm QLD Professional  
 Race 6: MAGIC MILLIONS GOLD COAST MARCH 20-21 QTIS  
 Three-Year-Old Maiden Handicap - 1400m  
 22 February 2023 - 16:32  
 Track Rating: Good 4, Weather: Overcast, Rail Position: +10m  
 Entire



BRISBANE  
 RACING CLUB

Section	Overall	1200m	1000m	800m	600m	400m	200m
Section Times	1:26.00 [4] (0:14.82)	1:11.18 [5] (0:11.56)	0:59.62 [7] (0:12.11)	0:47.51 [7] (0:12.15)	0:35.36 [7] (0:11.71)	0:23.65 [7] (0:11.40)	0:12.25 [7] (0:12.25)
Average Speed [km/h]	48.7	62.5	59.7	59.4	61.5	63.2	58.8
Top Speed [km/h]	60.2	63.4	60.6	60.8	65.1	65.0	60.3
Avg. Dist. to Rail [m]	4.3	2.6	1.2	0.4	0.5	2.5	0.9
Avg. Stride Freq. [Hz]	2.2	2.3	2.2	2.2	2.3	2.3	2.2
Avg. Stride Length [m]	6.2	7.6	7.5	7.4	7.5	7.6	7.3



- [ ] Ranking at each section and finish
- .-.- No data available at this section
- NA No data available





Horse/Jockey Name	Prophets De'vine
Final Rank	5
Fastest Section Time (Section)	0:11.20 (400m)
Top Speed [km/h] (Section)	67.0 (400m)
Race State	Finished

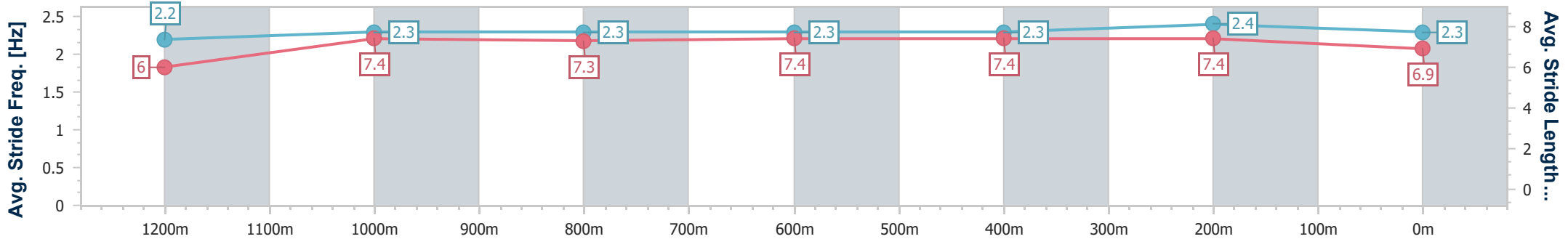
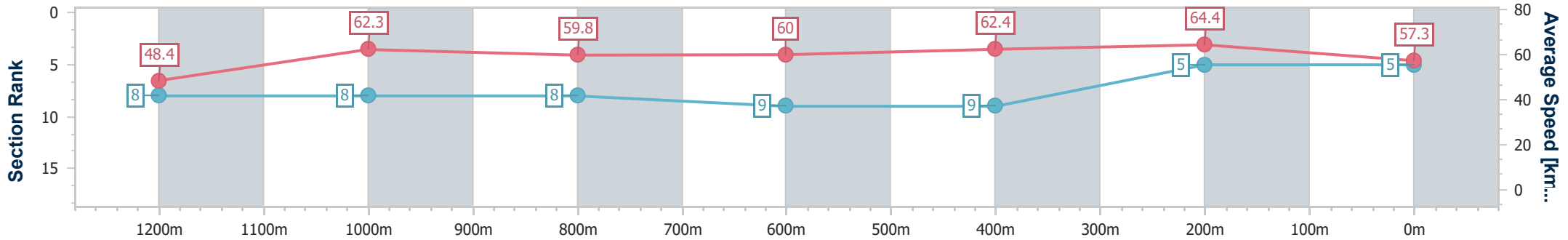


Eagle Farm QLD Professional  
 Race 6: MAGIC MILLIONS GOLD COAST MARCH 20-21 QTIS  
 Three-Year-Old Maiden Handicap - 1400m  
 22 February 2023 - 16:32  
 Track Rating: Good 4, Weather: Overcast, Rail Position: +10m  
 Entire



BRISBANE  
 RACING CLUB

Section	Overall	1200m	1000m	800m	600m	400m	200m
Section Times	1:26.20 [5] (0:14.92)	1:11.28 [8] (0:11.58)	0:59.70 [8] (0:12.11)	0:47.59 [8] (0:12.16)	0:35.43 [9] (0:11.70)	0:23.73 [9] (0:11.20)	0:12.53 [5] (0:12.53)
Average Speed [km/h]	48.4	62.3	59.8	60.0	62.4	64.4	57.3
Top Speed [km/h]	59.9	64.2	60.7	62.6	65.2	67.0	61.6
Avg. Dist. to Rail [m]	3.7	1.7	1.3	2.9	3.2	4.2	3.1
Avg. Stride Freq. [Hz]	2.2	2.3	2.3	2.3	2.3	2.4	2.3
Avg. Stride Length [m]	6.0	7.4	7.3	7.4	7.4	7.4	6.9



- [ ] Ranking at each section and finish
- .-.- No data available at this section
- NA No data available



Horse/Jockey Name	Canelander
Final Rank	6
Fastest Section Time (Section)	0:11.19 (1200m)
Top Speed [km/h] (Section)	65.9 (1200m)
Race State	Finished

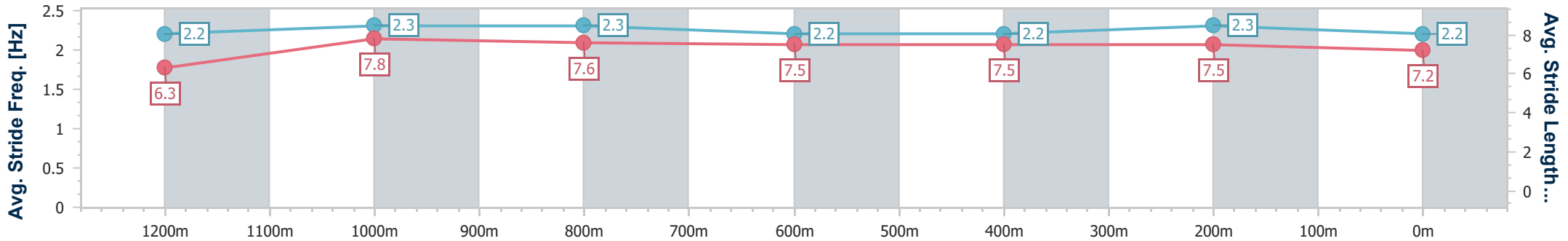
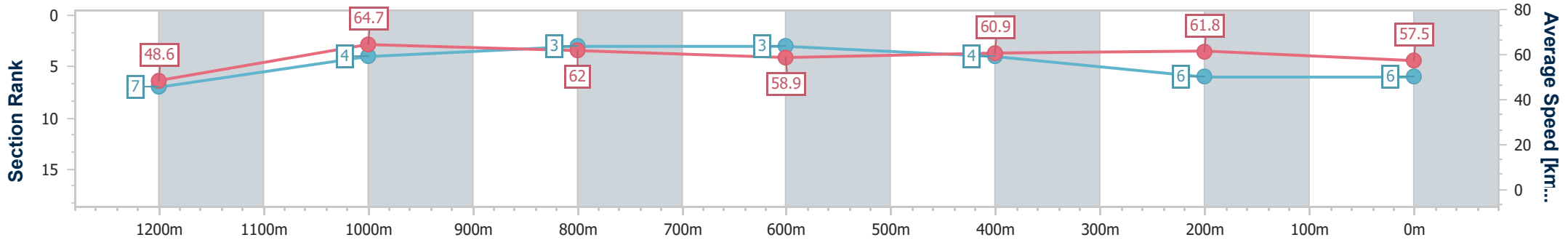


Eagle Farm QLD Professional  
 Race 6: MAGIC MILLIONS GOLD COAST MARCH 20-21 QTIS  
 Three-Year-Old Maiden Handicap - 1400m  
 22 February 2023 - 16:32  
 Track Rating: Good 4, Weather: Overcast, Rail Position: +10m  
 Entire



BRISBANE  
 RACING CLUB

Section	Overall	1200m	1000m	800m	600m	400m	200m
Section Times	1:26.25 [6] (0:14.92)	1:11.33 [7] (0:11.19)	1:00.14 [4] (0:11.74)	0:48.40 [3] (0:12.33)	0:36.07 [3] (0:11.88)	0:24.19 [4] (0:11.66)	0:12.53 [6] (0:12.53)
Average Speed [km/h]	48.6	64.7	62.0	58.9	60.9	61.8	57.5
Top Speed [km/h]	62.5	65.9	63.1	60.8	62.4	62.8	60.6
Avg. Dist. to Rail [m]	10.4	3.9	2.4	1.8	1.4	4.8	4.9
Avg. Stride Freq. [Hz]	2.2	2.3	2.3	2.2	2.2	2.3	2.2
Avg. Stride Length [m]	6.3	7.8	7.6	7.5	7.5	7.5	7.2



- [ ] Ranking at each section and finish
- .-.- No data available at this section
- NA No data available



Horse/Jockey Name	Must
Final Rank	7
Fastest Section Time (Section)	0:11.64 (400m)
Top Speed [km/h] (Section)	63.0 (400m)
Race State	Finished



Eagle Farm QLD Professional  
Race 6: MAGIC MILLIONS GOLD COAST MARCH 20-21 QTIS  
Three-Year-Old Maiden Handicap - 1400m

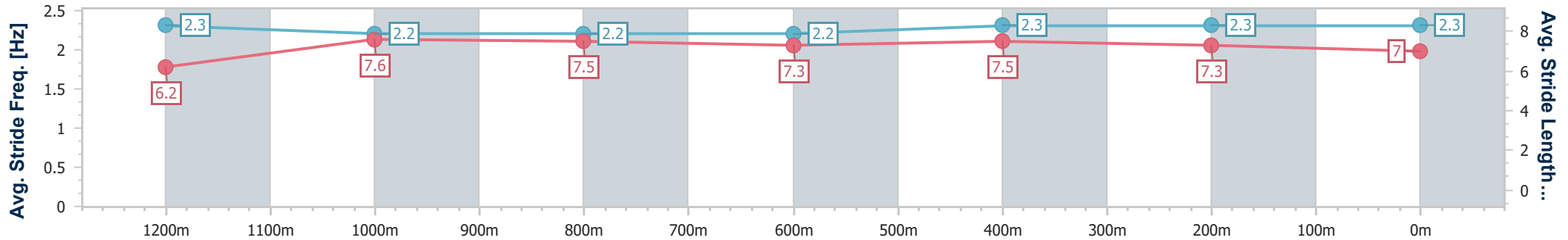
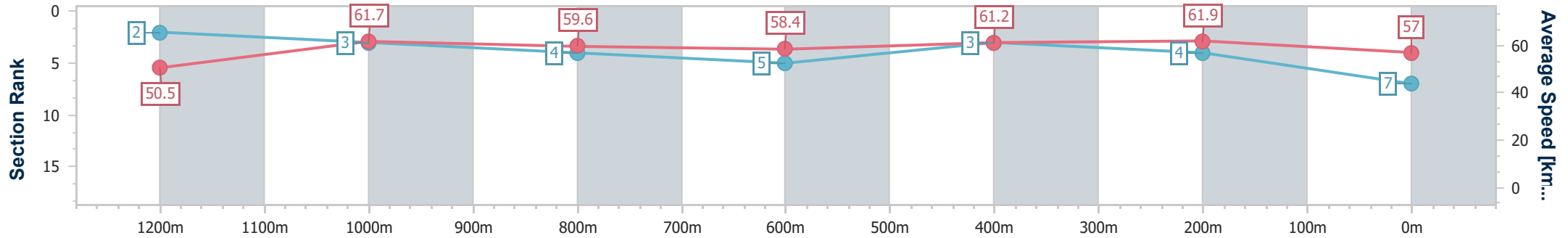


BRISBANE  
RACING CLUB

22 February 2023 - 16:32

Track Rating: Good 4, Weather: Overcast, Rail Position: +10m  
Entire

Section	Overall	1200m	1000m	800m	600m	400m	200m
Section Times	1:26.27 [7] (0:14.30)	1:11.97 [2] (0:11.67)	1:00.30 [3] (0:12.09)	0:48.21 [4] (0:12.26)	0:35.95 [5] (0:11.67)	0:24.28 [3] (0:11.64)	0:12.64 [4] (0:12.64)
Average Speed [km/h]	50.5	61.7	59.6	58.4	61.2	61.9	57.0
Top Speed [km/h]	62.7	62.5	60.2	59.8	63.0	63.0	60.8
Avg. Dist. to Rail [m]	6.3	1.8	0.8	1.1	1.7	0.4	0.8
Avg. Stride Freq. [Hz]	2.3	2.2	2.2	2.2	2.3	2.3	2.3
Avg. Stride Length [m]	6.2	7.6	7.5	7.3	7.5	7.3	7.0



- [ ] Ranking at each section and finish
- .-.- No data available at this section
- NA No data available



Horse/Jockey Name	Psychic Rose
Final Rank	8
Fastest Section Time (Section)	0:11.42 (400m)
Top Speed [km/h] (Section)	64.5 (600m)
Race State	Finished

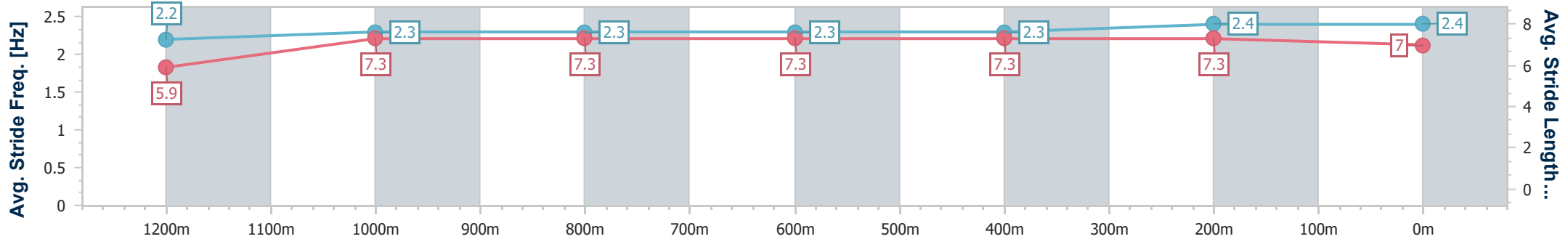
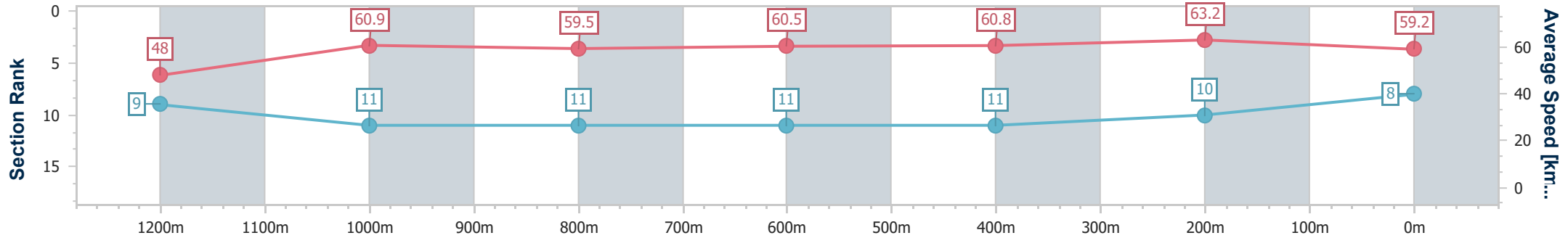


Eagle Farm QLD Professional  
 Race 6: MAGIC MILLIONS GOLD COAST MARCH 20-21 QTIS  
 Three-Year-Old Maiden Handicap - 1400m  
 22 February 2023 - 16:32  
 Track Rating: Good 4, Weather: Overcast, Rail Position: +10m  
 Entire



BRISBANE  
 RACING CLUB

Section	Overall	1200m	1000m	800m	600m	400m	200m
Section Times	1:26.45 [8] (0:15.04)	1:11.41 [9] (0:11.86)	0:59.55 [11] (0:12.19)	0:47.36 [11] (0:11.91)	0:35.45 [11] (0:11.87)	0:23.58 [11] (0:11.42)	0:12.16 [10] (0:12.16)
Average Speed [km/h]	48.0	60.9	59.5	60.5	60.8	63.2	59.2
Top Speed [km/h]	59.0	62.1	61.2	61.6	64.5	64.3	62.0
Avg. Dist. to Rail [m]	6.0	3.4	1.4	0.2	1.1	4.5	4.2
Avg. Stride Freq. [Hz]	2.2	2.3	2.3	2.3	2.3	2.4	2.4
Avg. Stride Length [m]	5.9	7.3	7.3	7.3	7.3	7.3	7.0



- [ ] Ranking at each section and finish
- .-.- No data available at this section
- NA No data available



Horse/Jockey Name	Ready Azz Eva
Final Rank	9
Fastest Section Time (Section)	0:11.51 (1200m)
Top Speed [km/h] (Section)	63.9 (1200m)
Race State	Finished

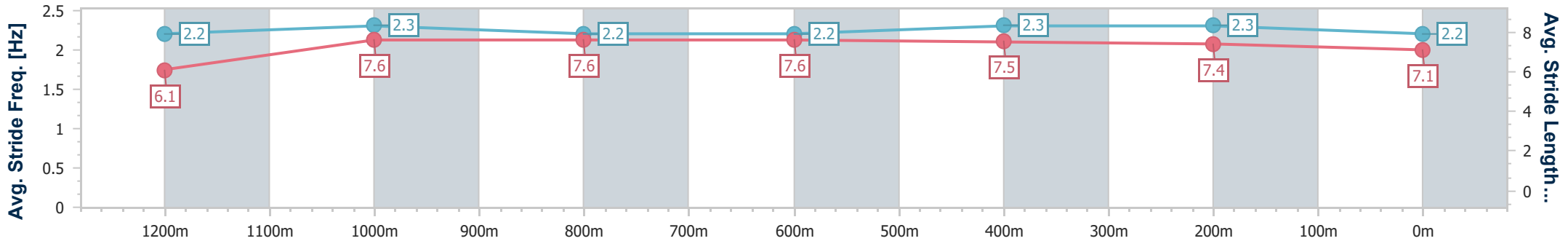
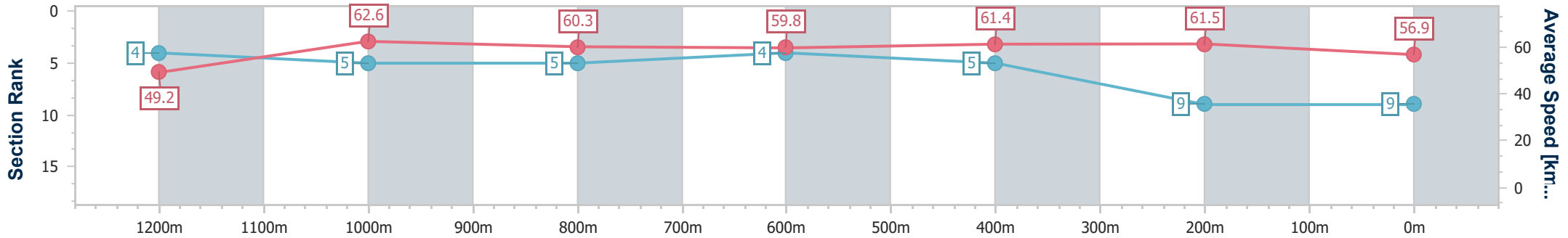


Eagle Farm QLD Professional  
 Race 6: MAGIC MILLIONS GOLD COAST MARCH 20-21 QTIS  
 Three-Year-Old Maiden Handicap - 1400m  
 22 February 2023 - 16:32  
 Track Rating: Good 4, Weather: Overcast, Rail Position: +10m  
 Entire



BRISBANE  
 RACING CLUB

Section	Overall	1200m	1000m	800m	600m	400m	200m
Section Times	1:26.51 [9] (0:14.66)	1:11.85 [4] (0:11.51)	1:00.34 [5] (0:12.01)	0:48.33 [5] (0:12.12)	0:36.21 [4] (0:11.85)	0:24.36 [5] (0:11.70)	0:12.66 [9] (0:12.66)
Average Speed [km/h]	49.2	62.6	60.3	59.8	61.4	61.5	56.9
Top Speed [km/h]	61.6	63.9	61.1	61.2	63.0	62.8	60.2
Avg. Dist. to Rail [m]	3.0	1.7	1.1	1.4	2.6	7.4	7.4
Avg. Stride Freq. [Hz]	2.2	2.3	2.2	2.2	2.3	2.3	2.2
Avg. Stride Length [m]	6.1	7.6	7.6	7.6	7.5	7.4	7.1



- [ ] Ranking at each section and finish
- .-.- No data available at this section
- NA No data available



Horse/Jockey Name	Rock War
Final Rank	10
Fastest Section Time (Section)	0:11.37 (400m)
Top Speed [km/h] (Section)	64.9 (400m)
Race State	Finished

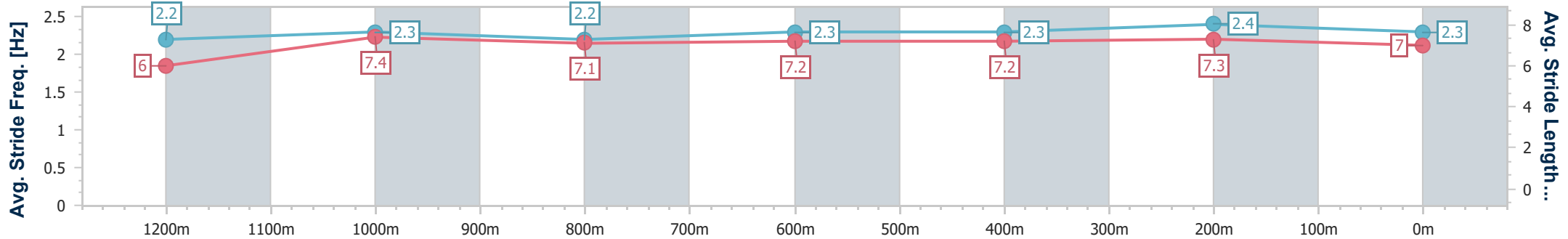
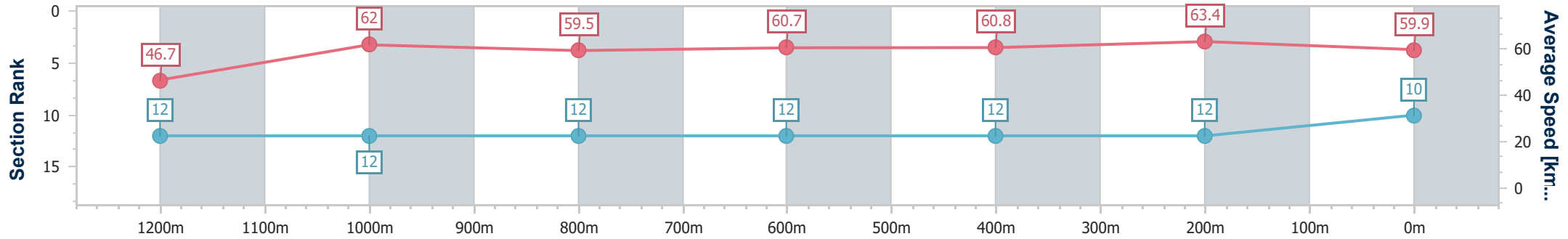


Eagle Farm QLD Professional  
 Race 6: MAGIC MILLIONS GOLD COAST MARCH 20-21 QTIS  
 Three-Year-Old Maiden Handicap - 1400m  
 22 February 2023 - 16:32  
 Track Rating: Good 4, Weather: Overcast, Rail Position: +10m  
 Entire



BRISBANE  
 RACING CLUB

Section	Overall	1200m	1000m	800m	600m	400m	200m
Section Times	1:26.53 [10] (0:15.48)	1:11.05 [12] (0:11.66)	0:59.39 [12] (0:12.19)	0:47.20 [12] (0:11.92)	0:35.28 [12] (0:11.88)	0:23.40 [12] (0:11.37)	0:12.03 [12] (0:12.03)
Average Speed [km/h]	46.7	62.0	59.5	60.7	60.8	63.4	59.9
Top Speed [km/h]	58.9	63.1	62.6	62.6	64.0	64.9	64.3
Avg. Dist. to Rail [m]	6.9	2.4	1.9	1.2	1.0	6.6	6.5
Avg. Stride Freq. [Hz]	2.2	2.3	2.2	2.3	2.3	2.4	2.3
Avg. Stride Length [m]	6.0	7.4	7.1	7.2	7.2	7.3	7.0



- [ ] Ranking at each section and finish
- .-.- No data available at this section
- NA No data available



Horse/Jockey Name	Austral Street
Final Rank	11
Fastest Section Time (Section)	0:11.51 (400m)
Top Speed [km/h] (Section)	64.2 (1200m)
Race State	Finished

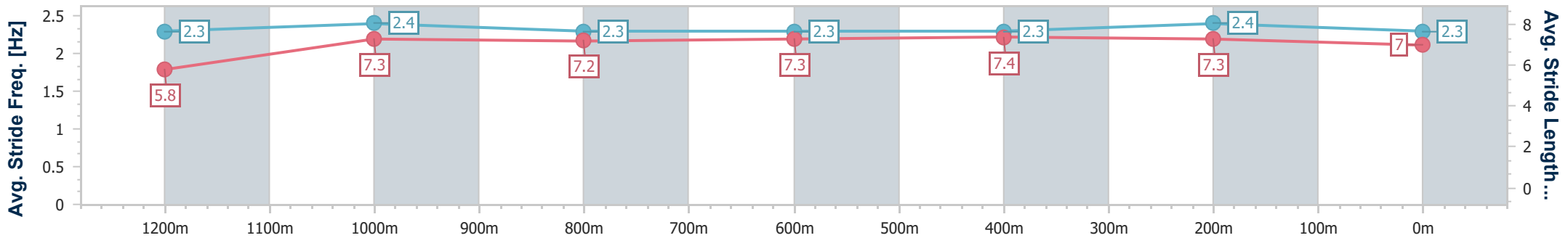
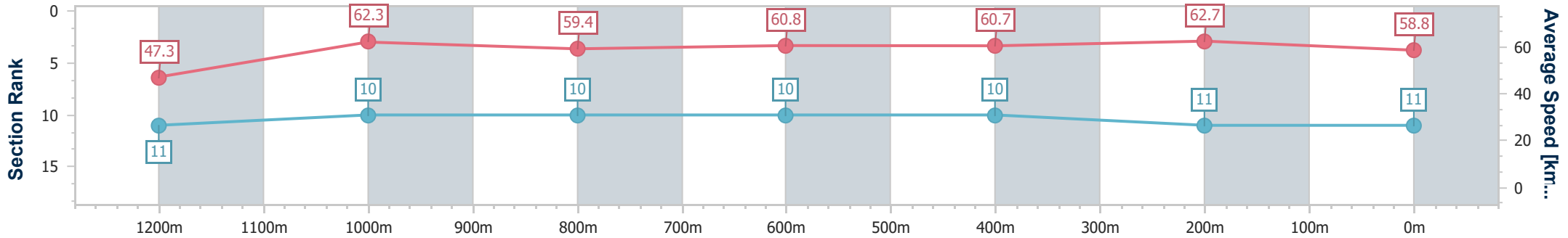


Eagle Farm QLD Professional  
 Race 6: MAGIC MILLIONS GOLD COAST MARCH 20-21 QTIS  
 Three-Year-Old Maiden Handicap - 1400m  
 22 February 2023 - 16:32  
 Track Rating: Good 4, Weather: Overcast, Rail Position: +10m  
 Entire



BRISBANE  
 RACING CLUB

Section	Overall	1200m	1000m	800m	600m	400m	200m
Section Times	1:26.54 [11] (0:15.26)	1:11.28 [11] (0:11.58)	0:59.70 [10] (0:12.21)	0:47.49 [10] (0:11.86)	0:35.63 [10] (0:11.88)	0:23.75 [10] (0:11.51)	0:12.24 [11] (0:12.24)
Average Speed [km/h]	47.3	62.3	59.4	60.8	60.7	62.7	58.8
Top Speed [km/h]	60.8	64.2	60.6	62.8	63.6	63.6	61.9
Avg. Dist. to Rail [m]	3.2	1.3	1.5	0.4	0.7	3.3	2.2
Avg. Stride Freq. [Hz]	2.3	2.4	2.3	2.3	2.3	2.4	2.3
Avg. Stride Length [m]	5.8	7.3	7.2	7.3	7.4	7.3	7.0



- [ ] Ranking at each section and finish
- .-.- No data available at this section
- NA No data available



Horse/Jockey Name	Leinster
Final Rank	12
Fastest Section Time (Section)	0:11.10 (1200m)
Top Speed [km/h] (Section)	66.1 (1200m)
Race State	Finished

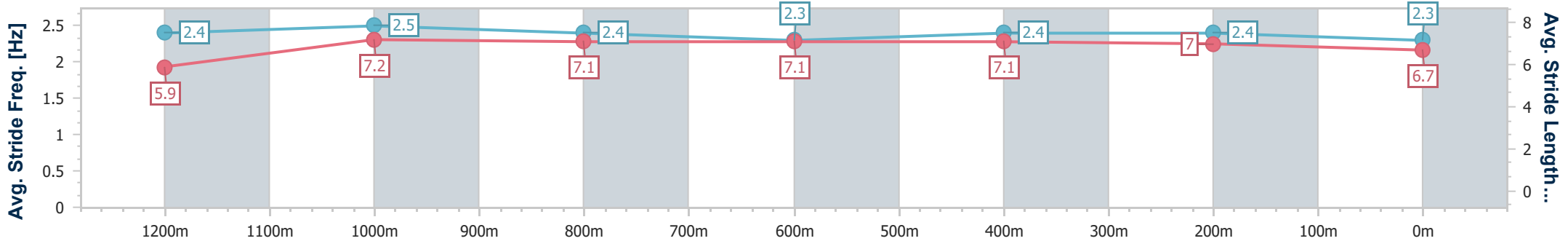
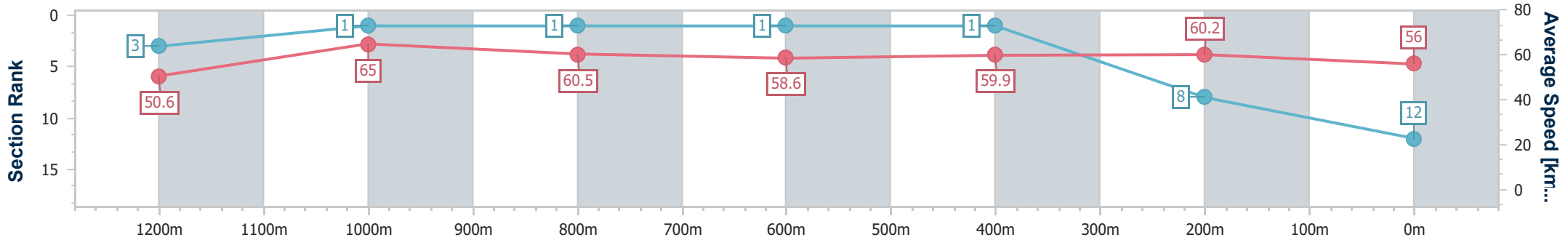


Eagle Farm QLD Professional  
 Race 6: MAGIC MILLIONS GOLD COAST MARCH 20-21 QTIS  
 Three-Year-Old Maiden Handicap - 1400m  
 22 February 2023 - 16:32  
 Track Rating: Good 4, Weather: Overcast, Rail Position: +10m  
 Entire



BRISBANE  
 RACING CLUB

Section	Overall	1200m	1000m	800m	600m	400m	200m
Section Times	1:26.63 [12] (0:14.33)	1:12.30 [3] (0:11.10)	1:01.20 [1] (0:11.98)	0:49.22 [1] (0:12.39)	0:36.83 [1] (0:12.02)	0:24.81 [1] (0:11.98)	0:12.83 [8] (0:12.83)
Average Speed [km/h]	50.6	65.0	60.5	58.6	59.9	60.2	56.0
Top Speed [km/h]	64.5	66.1	61.5	59.5	61.0	61.7	59.1
Avg. Dist. to Rail [m]	9.1	3.5	1.9	1.7	0.5	2.4	1.2
Avg. Stride Freq. [Hz]	2.4	2.5	2.4	2.3	2.4	2.4	2.3
Avg. Stride Length [m]	5.9	7.2	7.1	7.1	7.1	7.0	6.7



- [ ] Ranking at each section and finish
- .-.- No data available at this section
- NA No data available