



Eagle Farm QLD Professional

Race 5: XXXX DRY Maiden Plate - 1400m

22 February 2023 - 15:55



BRISBANE
RACING CLUB

Track Rating: Good 4, Weather: Overcast, Rail Position: +10m Entire

Section												Last 600m	
Field Times												0:35.03	
					Overall	1200m	1000m	800m	600m	400m			
					1:25.58 (0:14.28)	1:11.30 (0:11.82)	0:59.48 (0:11.93)	0:47.55 (0:12.52)	0:35.03 (0:12.16)	0:22.87 (0:11.28)			
Rank	TAB	Horse/Jockey	Barrier	Top Speed [km/h]	Fastest Section							Distance Travelled [m]	
1	14	POETIC DRAMA Ben Thompson	5	66.1 400m	0:11.09 400m	1:25.58 [1] (0:14.66)	1:10.92 [6] (0:11.83)	0:59.09 [6] (0:12.09)	0:47.00 [6] (0:12.41)	0:34.59 [6] (0:11.91)	0:22.68 [5] (0:11.09)	0:34.59	
2	9	TIME TO TESTIFY Mark Du Plessis	1	64.0 400m	0:11.34 400m	1:25.98 [2] (0:14.42)	1:11.56 [2] (0:11.99)	0:59.57 [4] (0:11.87)	0:47.70 [3] (0:12.44)	0:35.26 [3] (0:12.10)	0:23.16 [4] (0:11.34)	0:35.26	-6
3	7	JETPACK VERDI Ryan Maloney	10	64.0 1200m	0:11.49 400m	1:26.30 [3] (0:14.50)	1:11.80 [4] (0:11.65)	1:00.15 [2] (0:11.89)	0:48.26 [2] (0:12.51)	0:35.75 [2] (0:12.16)	0:23.59 [3] (0:11.49)	0:35.75	+1
4	2	BIG TICKET BOY Georgina Cartwright	2	64.4 400m	0:11.39 400m	1:26.36 [4] (0:14.28)	1:12.08 [1] (0:11.82)	1:00.26 [1] (0:11.93)	0:48.33 [1] (0:12.53)	0:35.80 [1] (0:12.16)	0:23.64 [1] (0:11.39)	0:35.80	-4
5	11	BERNMARK Kyle Wilson-Taylor	16	65.2 400m	0:11.22 400m	1:26.41 [5] (0:14.89)	1:11.52 [8] (0:11.82)	0:59.70 [8] (0:12.07)	0:47.63 [9] (0:12.35)	0:35.28 [8] (0:11.95)	0:23.33 [8] (0:11.22)	0:35.28	+1
6	1	AMERICAN PIONEER Anthony Allen	3	64.1 400m	0:11.49 400m	1:26.45 [6] (0:14.43)	1:12.02 [3] (0:11.81)	1:00.21 [3] (0:12.08)	0:48.13 [4] (0:12.52)	0:35.61 [5] (0:12.08)	0:23.53 [6] (0:11.49)	0:35.61	-2
7	12	DUCHESS BREE Montanna Savva	4	65.4 400m	0:11.28 400m	1:26.46 [7] (0:14.63)	1:11.83 [5] (0:12.04)	0:59.79 [7] (0:12.02)	0:47.77 [7] (0:12.32)	0:35.45 [7] (0:12.02)	0:23.43 [7] (0:11.28)	0:35.45	-6
8	3	BIRMINGHAM Elione Chaves	11	63.7 400m	0:11.53 400m	1:26.73 [8] (0:14.69)	1:12.04 [7] (0:11.80)	1:00.24 [5] (0:11.89)	0:48.35 [5] (0:12.37)	0:35.98 [4] (0:12.03)	0:23.95 [2] (0:11.53)	0:35.98	+3
9	8	NOTHIN' BUT LOOKS Justin Huxtable	13	64.5 400m	0:11.30 400m	1:26.75 [9] (0:15.15)	1:11.60 [10] (0:11.77)	0:59.83 [9] (0:12.07)	0:47.76 [10] (0:12.20)	0:35.56 [9] (0:11.95)	0:23.61 [9] (0:11.30)	0:35.56	+2
10	6	FAUSTO Larry Cassidy	9	62.9 400m	0:11.56 400m	1:26.99 [10] (0:14.92)	1:12.07 [9] (0:12.04)	1:00.03 [10] (0:11.85)	0:48.18 [8] (0:12.43)	0:35.75 [10] (0:12.13)	0:23.62 [12] (0:11.56)	0:35.75	-2

Scratched: Blue Ray (#4), Darkened Destiny (#5), Pearls 'N' Pimms (#13), War Hope (#16)

Report Created: Wed 22 February 2023 16:11 GMT (Note: Timing is based on position data)

Page 1/16

[] Ranking at each section and finish
 -:-:- No data available at this section
 NA No data available

SCN Saddle cloth number
 DNF Did not finish
 DNT Did not track

data processed by TRIPLES DATA



Eagle Farm QLD Professional
Race 5: XXXX DRY Maiden Plate - 1400m
22 February 2023 - 15:55



Track Rating: Good 4, Weather: Overcast, Rail Position: +10m Entire

Section	Overall	1200m	1000m	800m	600m	400m	Last 600m
Field Times	1:25.58 (0:14.28)	1:11.30 (0:11.82)	0:59.48 (0:11.93)	0:47.55 (0:12.52)	0:35.03 (0:12.16)	0:22.87 (0:11.28)	0:35.03

Rank	TAB	Horse/Jockey	Barrier	Top Speed [km/h]	Fastest Section	Overall	1200m	1000m	800m	600m	400m	Last 600m	Distance Travelled [m]
11	10	ALLBERIN Tiffani Brooker	6	63.9 600m	0:11.48 400m	1:27.01 [11] (0:15.20)	1:11.81 [11] (0:12.15)	0:59.66 [11] (0:11.86)	0:47.80 [11] (0:12.22)	0:35.58 [11] (0:11.88)	0:23.70 [10] (0:11.48)	0:35.58	-1
12	15	MONT ROYAL Adin Thompson	8	64.1 1000m	0:11.71 400m	1:27.88 [12] (0:15.40)	1:12.48 [12] (0:12.08)	1:00.40 [12] (0:11.97)	0:48.43 [12] (0:12.07)	0:36.36 [12] (0:11.83)	0:24.53 [11] (0:11.71)	0:36.36	+7

Scratched: Blue Ray (#4), Darkened Destiny (#5), Pearls 'N' Pimms (#13), War Hope (#16)



Eagle Farm QLD Professional
Race 5: XXXX DRY Maiden Plate - 1400m
22 February 2023 - 15:55



Track Rating: Good 4, Weather: Overcast, Rail Position: +10m Entire

Section							200m			Last 600m
Field Times							0:11.59			0:35.03
Rank	TAB	Horse/Jockey	Barrier	Top Speed [km/h]	Fastest Section	Margin			Distance Travelled [m]	
1	14	POETIC DRAMA Ben Thompson	5	66.1 400m	0:11.09 400m	0:11.59 [1] (0:11.59)	1:25.58		0:34.59	
2	9	TIME TO TESTIFY Mark Du Plessis	1	64.0 400m	0:11.34 400m	0:11.82 [3] (0:11.82)	2.38L		0:35.26 -6	
3	7	JETPACK VERDI Ryan Maloney	10	64.0 1200m	0:11.49 400m	0:12.10 [4] (0:12.10)	4.22L		0:35.75 +1	
4	2	BIG TICKET BOY Georgina Cartwright	2	64.4 400m	0:11.39 400m	0:12.25 [2] (0:12.25)	4.58L		0:35.80 -4	
5	11	BERNMARK Kyle Wilson-Taylor	16	65.2 400m	0:11.22 400m	0:12.11 [7] (0:12.11)	4.88L		0:35.28 +1	
6	1	AMERICAN PIONEER Anthony Allen	3	64.1 400m	0:11.49 400m	0:12.04 [8] (0:12.04)	5.1L		0:35.61 -2	
7	12	DUCHESS BREE Montanna Savva	4	65.4 400m	0:11.28 400m	0:12.15 [6] (0:12.15)	5.16L		0:35.45 -6	
8	3	BIRMINGHAM Elione Chaves	11	63.7 400m	0:11.53 400m	0:12.42 [5] (0:12.42)	6.79L		0:35.98 +3	
9	8	NOTHIN' BUT LOOKS Justin Huxtable	13	64.5 400m	0:11.30 400m	0:12.31 [9] (0:12.31)	6.89L		0:35.56 +2	
10	6	FAUSTO Larry Cassidy	9	62.9 400m	0:11.56 400m	0:12.06 [11] (0:12.06)	8.3L		0:35.75 -2	

Scratched: Blue Ray (#4), Darkened Destiny (#5), Pearls 'N' Pimms (#13), War Hope (#16)

[] Ranking at each section and finish
 -:-:- No data available at this section
 NA No data available

SCN Saddle cloth number
 DNF Did not finish
 DNT Did not track



Eagle Farm QLD Professional
Race 5: XXXX DRY Maiden Plate - 1400m
22 February 2023 - 15:55



Track Rating: Good 4, Weather: Overcast, Rail Position: +10m Entire

Section				200m				Last 600m	
Field Times				0:11.59 (0:11.59)				0:35.03	
Rank	TAB Horse/Jockey	Barrier	Top Speed [km/h]	Fastest Section	Margin				Distance Travelled [m]
11	10 ALLBERIN Tiffani Brooker	6	63.9 600m	0:11.48 400m	0:12.22 [10] (0:12.22)	8.44L		0:35.58	-1
12	15 MONT ROYAL Adin Thompson	8	64.1 1000m	0:11.71 400m	0:12.82 [12] (0:12.82)	13.52L		0:36.36	+7

Scratched: Blue Ray (#4), Darkened Destiny (#5), Pearls 'N' Pimms (#13), War Hope (#16)

[] Ranking at each section and finish
 -:-:-:- No data available at this section
 NA No data available

SCN Saddle cloth number
 DNF Did not finish
 DNT Did not track



Horse/Jockey Name	Poetic Drama
Final Rank	1
Fastest Section Time (Section)	0:11.09 (400m)
Top Speed [km/h] (Section)	66.1 (400m)
Race State	Finished



Eagle Farm QLD Professional

Race 5: XXXX DRY Maiden Plate - 1400m

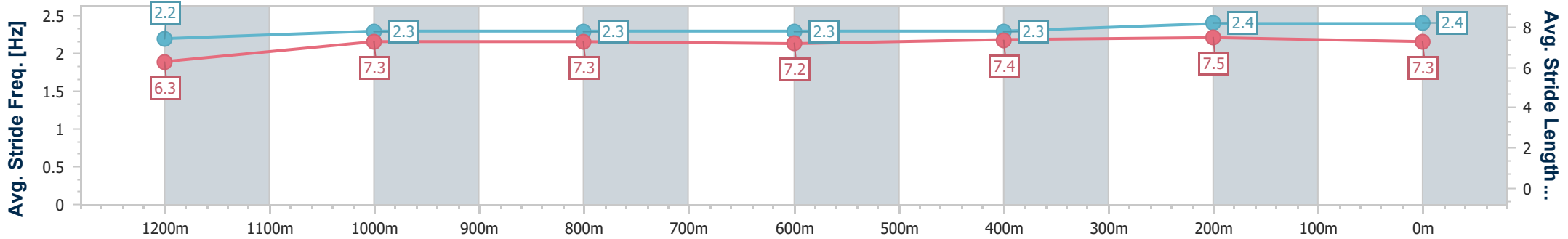
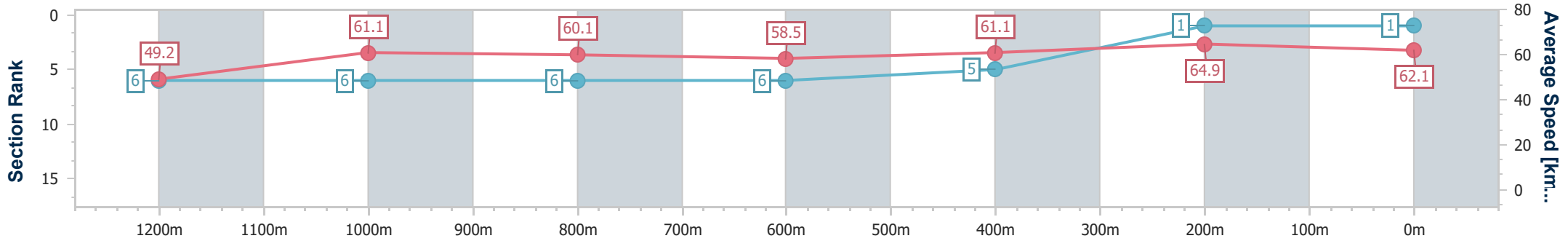
22 February 2023 - 15:55

Track Rating: Good 4, Weather: Overcast, Rail Position: +10m Entire



BRISBANE RACING CLUB

Section	Overall	1200m	1000m	800m	600m	400m	200m
Section Times	1:25.58 [1] (0:14.66)	1:10.92 [6] (0:11.83)	0:59.09 [6] (0:12.09)	0:47.00 [6] (0:12.41)	0:34.59 [6] (0:11.91)	0:22.68 [5] (0:11.09)	0:11.59 [1] (0:11.59)
Average Speed [km/h]	49.2	61.1	60.1	58.5	61.1	64.9	62.1
Top Speed [km/h]	62.6	62.6	61.1	59.2	64.4	66.1	63.9
Avg. Dist. to Rail [m]	4.7	3.0	2.0	1.8	1.9	4.6	6.4
Avg. Stride Freq. [Hz]	2.2	2.3	2.3	2.3	2.3	2.4	2.4
Avg. Stride Length [m]	6.3	7.3	7.3	7.2	7.4	7.5	7.3



- [] Ranking at each section and finish
- .-.- No data available at this section
- NA No data available



Horse/Jockey Name	Time To Testify
Final Rank	2
Fastest Section Time (Section)	0:11.34 (400m)
Top Speed [km/h] (Section)	64.0 (400m)
Race State	Finished



Eagle Farm QLD Professional

Race 5: XXXX DRY Maiden Plate - 1400m

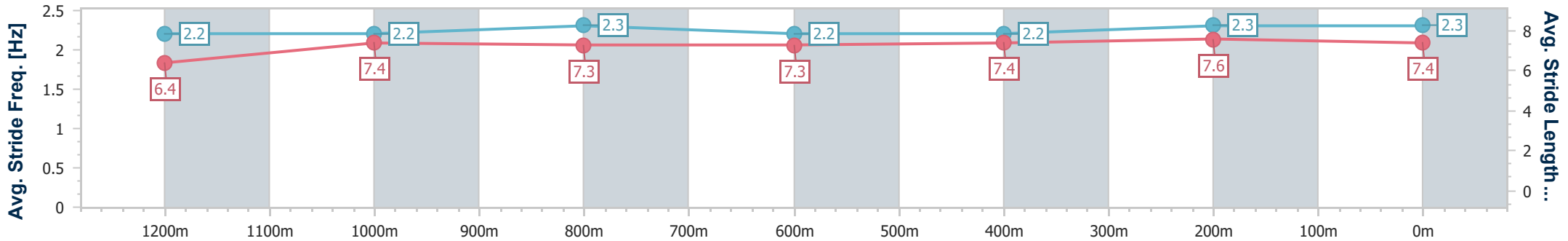
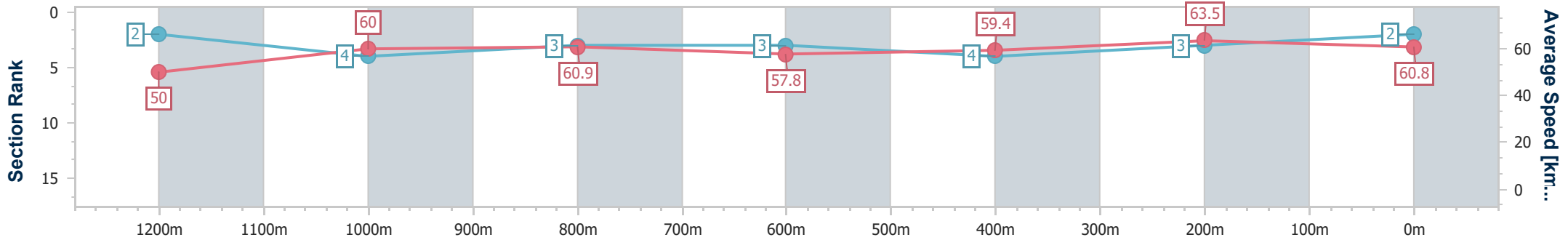
22 February 2023 - 15:55

Track Rating: Good 4, Weather: Overcast, Rail Position: +10m Entire



BRISBANE RACING CLUB

Section	Overall	1200m	1000m	800m	600m	400m	200m
Section Times	1:25.98 [2] (0:14.42)	1:11.56 [2] (0:11.99)	0:59.57 [4] (0:11.87)	0:47.70 [3] (0:12.44)	0:35.26 [3] (0:12.10)	0:23.16 [4] (0:11.34)	0:11.82 [3] (0:11.82)
Average Speed [km/h]	50.0	60.0	60.9	57.8	59.4	63.5	60.8
Top Speed [km/h]	61.1	61.5	62.4	58.4	61.5	64.0	63.4
Avg. Dist. to Rail [m]	2.1	0.5	0.7	0.2	0.4	0.7	3.2
Avg. Stride Freq. [Hz]	2.2	2.2	2.3	2.2	2.2	2.3	2.3
Avg. Stride Length [m]	6.4	7.4	7.3	7.3	7.4	7.6	7.4



- [] Ranking at each section and finish
- .-.- No data available at this section
- NA No data available



Horse/Jockey Name	Jetpack Verdi
Final Rank	3
Fastest Section Time (Section)	0:11.49 (400m)
Top Speed [km/h] (Section)	64.0 (1200m)
Race State	Finished



Eagle Farm QLD Professional

Race 5: XXXX DRY Maiden Plate - 1400m

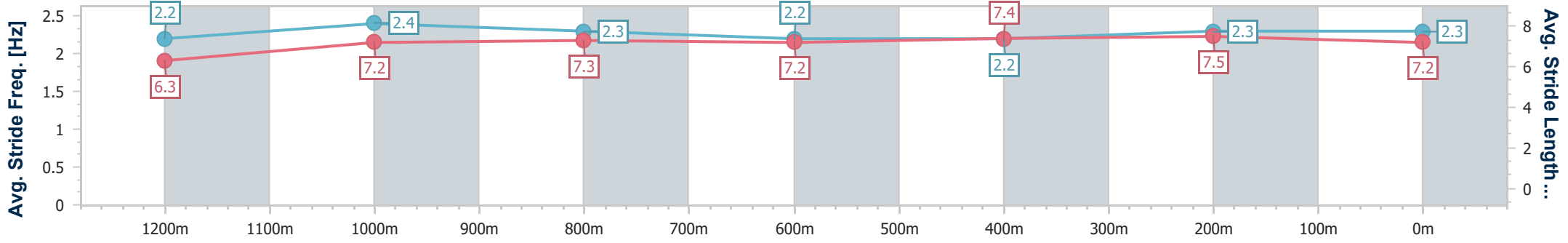
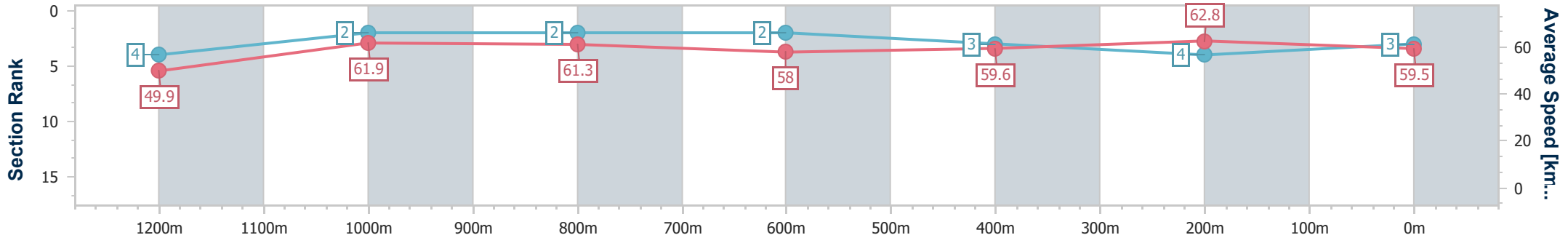
22 February 2023 - 15:55

Track Rating: Good 4, Weather: Overcast, Rail Position: +10m Entire



BRISBANE RACING CLUB

Section	Overall	1200m	1000m	800m	600m	400m	200m
Section Times	1:26.30 [3] (0:14.50)	1:11.80 [4] (0:11.65)	1:00.15 [2] (0:11.89)	0:48.26 [2] (0:12.51)	0:35.75 [2] (0:12.16)	0:23.59 [3] (0:11.49)	0:12.10 [4] (0:12.10)
Average Speed [km/h]	49.9	61.9	61.3	58.0	59.6	62.8	59.5
Top Speed [km/h]	61.9	64.0	62.8	59.1	62.6	63.2	61.1
Avg. Dist. to Rail [m]	7.2	3.9	2.2	1.9	1.5	3.3	5.8
Avg. Stride Freq. [Hz]	2.2	2.4	2.3	2.2	2.2	2.3	2.3
Avg. Stride Length [m]	6.3	7.2	7.3	7.2	7.4	7.5	7.2



- [] Ranking at each section and finish
- .-.- No data available at this section
- NA No data available



Horse/Jockey Name	Big Ticket Boy
Final Rank	4
Fastest Section Time (Section)	0:11.39 (400m)
Top Speed [km/h] (Section)	64.4 (400m)
Race State	Finished



Eagle Farm QLD Professional

Race 5: XXXX DRY Maiden Plate - 1400m

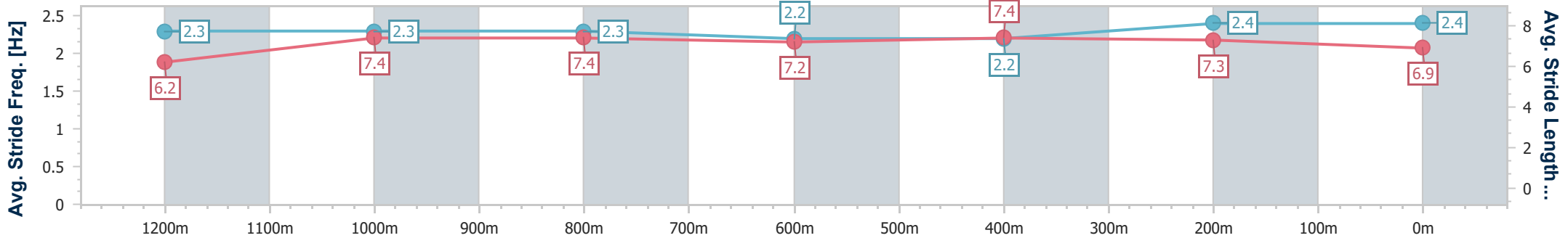
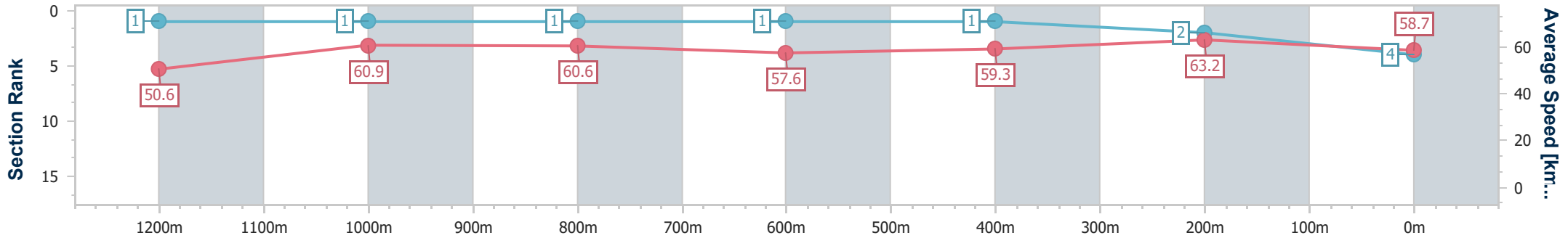
22 February 2023 - 15:55

Track Rating: Good 4, Weather: Overcast, Rail Position: +10m Entire



BRISBANE RACING CLUB

Section	Overall	1200m	1000m	800m	600m	400m	200m
Section Times	1:26.36 [4] (0:14.28)	1:12.08 [1] (0:11.82)	1:00.26 [1] (0:11.93)	0:48.33 [1] (0:12.53)	0:35.80 [1] (0:12.16)	0:23.64 [1] (0:11.39)	0:12.25 [2] (0:12.25)
Average Speed [km/h]	50.6	60.9	60.6	57.6	59.3	63.2	58.7
Top Speed [km/h]	62.7	61.5	62.1	58.6	62.6	64.4	62.4
Avg. Dist. to Rail [m]	2.9	1.2	0.8	0.7	0.3	1.4	3.2
Avg. Stride Freq. [Hz]	2.3	2.3	2.3	2.2	2.2	2.4	2.4
Avg. Stride Length [m]	6.2	7.4	7.4	7.2	7.4	7.3	6.9



- [] Ranking at each section and finish
- .-.- No data available at this section
- NA No data available



Horse/Jockey Name	Bernmark
Final Rank	5
Fastest Section Time (Section)	0:11.22 (400m)
Top Speed [km/h] (Section)	65.2 (400m)
Race State	Finished



Eagle Farm QLD Professional

Race 5: XXXX DRY Maiden Plate - 1400m

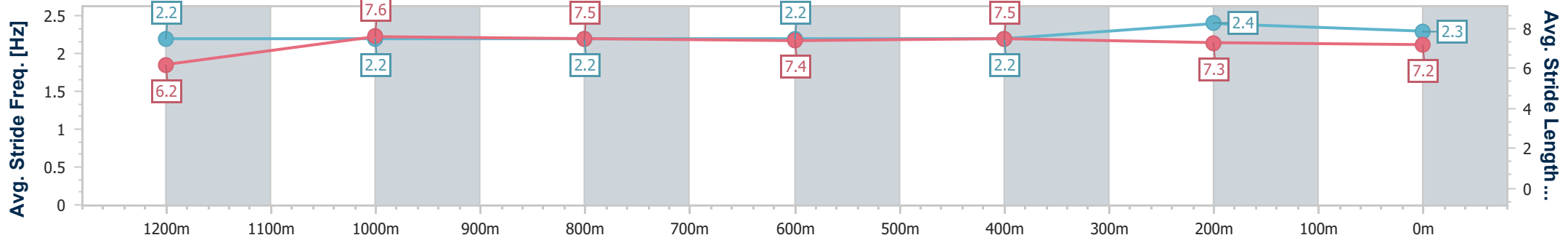
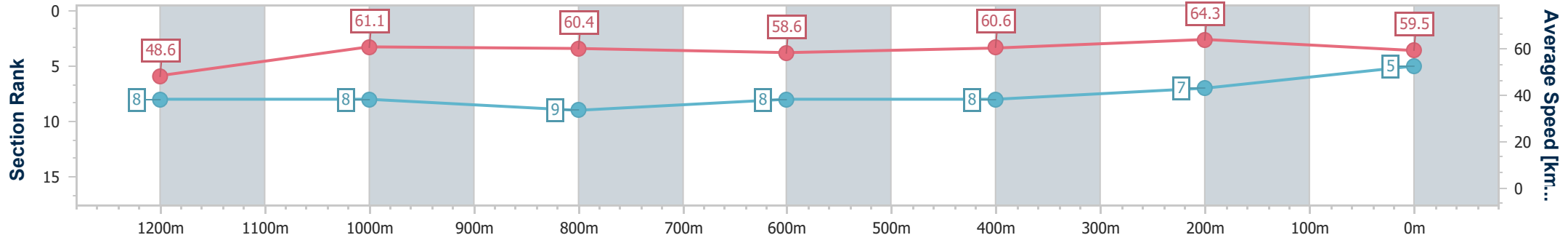
22 February 2023 - 15:55

Track Rating: Good 4, Weather: Overcast, Rail Position: +10m Entire



BRISBANE RACING CLUB

Section	Overall	1200m	1000m	800m	600m	400m	200m
Section Times	1:26.41 [5] (0:14.89)	1:11.52 [8] (0:11.82)	0:59.70 [8] (0:12.07)	0:47.63 [9] (0:12.35)	0:35.28 [8] (0:11.95)	0:23.33 [8] (0:11.22)	0:12.11 [7] (0:12.11)
Average Speed [km/h]	48.6	61.1	60.4	58.6	60.6	64.3	59.5
Top Speed [km/h]	63.2	63.0	61.4	60.1	64.0	65.2	62.2
Avg. Dist. to Rail [m]	8.5	2.2	2.6	1.3	1.4	4.0	7.5
Avg. Stride Freq. [Hz]	2.2	2.2	2.2	2.2	2.2	2.4	2.3
Avg. Stride Length [m]	6.2	7.6	7.5	7.4	7.5	7.3	7.2



- [] Ranking at each section and finish
- .-.- No data available at this section
- NA No data available



Horse/Jockey Name	American Pioneer
Final Rank	6
Fastest Section Time (Section)	0:11.49 (400m)
Top Speed [km/h] (Section)	64.1 (400m)
Race State	Finished



Eagle Farm QLD Professional

Race 5: XXXX DRY Maiden Plate - 1400m

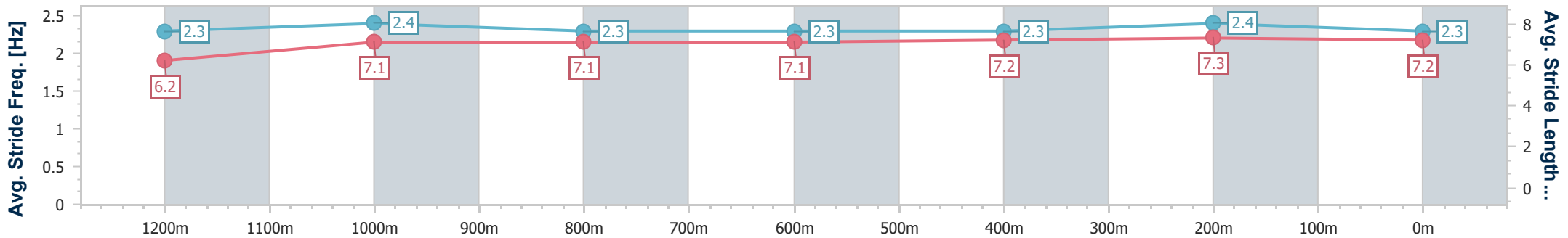
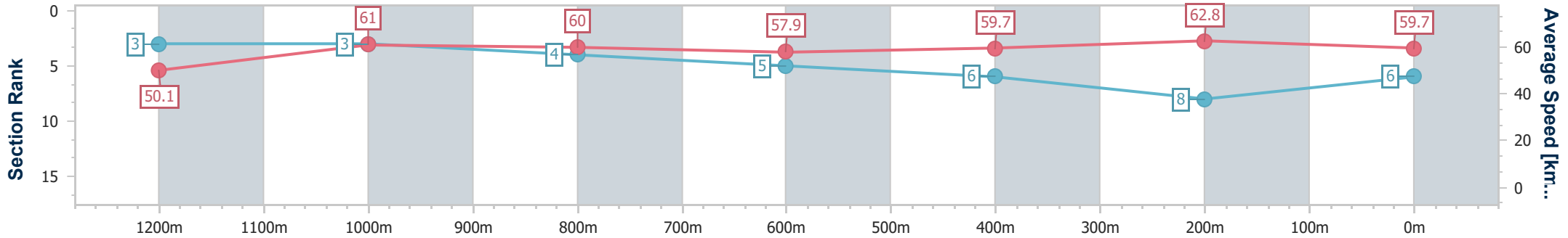
22 February 2023 - 15:55

Track Rating: Good 4, Weather: Overcast, Rail Position: +10m Entire



BRISBANE RACING CLUB

Section	Overall	1200m	1000m	800m	600m	400m	200m
Section Times	1:26.45 [6] (0:14.43)	1:12.02 [3] (0:11.81)	1:00.21 [3] (0:12.08)	0:48.13 [4] (0:12.52)	0:35.61 [5] (0:12.08)	0:23.53 [6] (0:11.49)	0:12.04 [8] (0:12.04)
Average Speed [km/h]	50.1	61.0	60.0	57.9	59.7	62.8	59.7
Top Speed [km/h]	61.6	61.9	60.8	59.0	61.9	64.1	61.9
Avg. Dist. to Rail [m]	4.1	2.4	1.3	1.1	0.8	3.0	3.6
Avg. Stride Freq. [Hz]	2.3	2.4	2.3	2.3	2.3	2.4	2.3
Avg. Stride Length [m]	6.2	7.1	7.1	7.1	7.2	7.3	7.2



- [] Ranking at each section and finish
- .-.- No data available at this section
- NA No data available



Horse/Jockey Name	Duchess Bree
Final Rank	7
Fastest Section Time (Section)	0:11.28 (400m)
Top Speed [km/h] (Section)	65.4 (400m)
Race State	Finished



Eagle Farm QLD Professional

Race 5: XXXX DRY Maiden Plate - 1400m

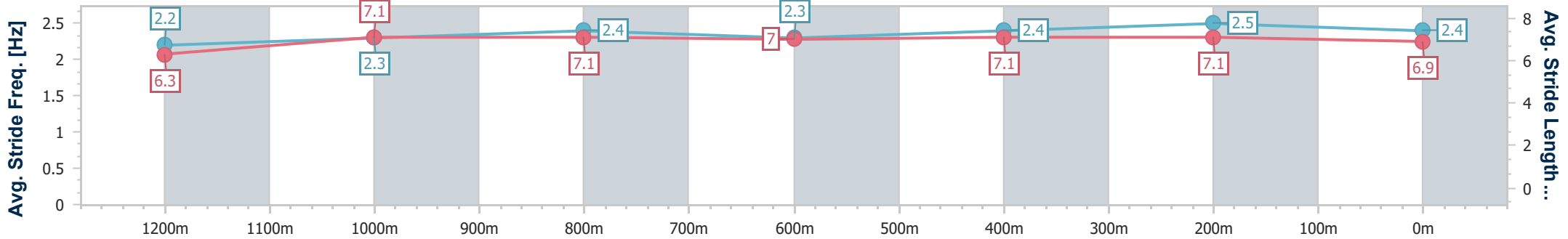
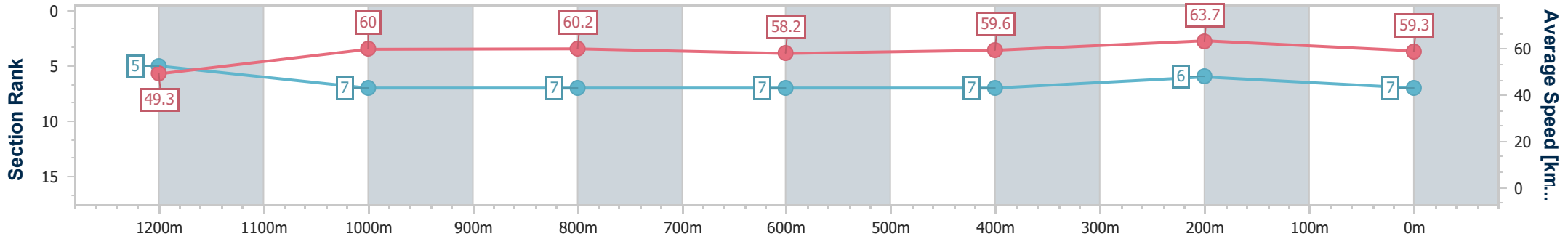
22 February 2023 - 15:55

Track Rating: Good 4, Weather: Overcast, Rail Position: +10m Entire



BRISBANE RACING CLUB

Section	Overall	1200m	1000m	800m	600m	400m	200m
Section Times	1:26.46 [7] (0:14.63)	1:11.83 [5] (0:12.04)	0:59.79 [7] (0:12.02)	0:47.77 [7] (0:12.32)	0:35.45 [7] (0:12.02)	0:23.43 [7] (0:11.28)	0:12.15 [6] (0:12.15)
Average Speed [km/h]	49.3	60.0	60.2	58.2	59.6	63.7	59.3
Top Speed [km/h]	62.6	61.3	61.5	59.3	62.4	65.4	62.0
Avg. Dist. to Rail [m]	4.1	2.0	1.1	0.7	1.2	1.0	2.1
Avg. Stride Freq. [Hz]	2.2	2.3	2.4	2.3	2.4	2.5	2.4
Avg. Stride Length [m]	6.3	7.1	7.1	7.0	7.1	7.1	6.9



- [] Ranking at each section and finish
- .-.- No data available at this section
- NA No data available



Horse/Jockey Name	Birmingham
Final Rank	8
Fastest Section Time (Section)	0:11.53 (400m)
Top Speed [km/h] (Section)	63.7 (400m)
Race State	Finished



Eagle Farm QLD Professional

Race 5: XXXX DRY Maiden Plate - 1400m

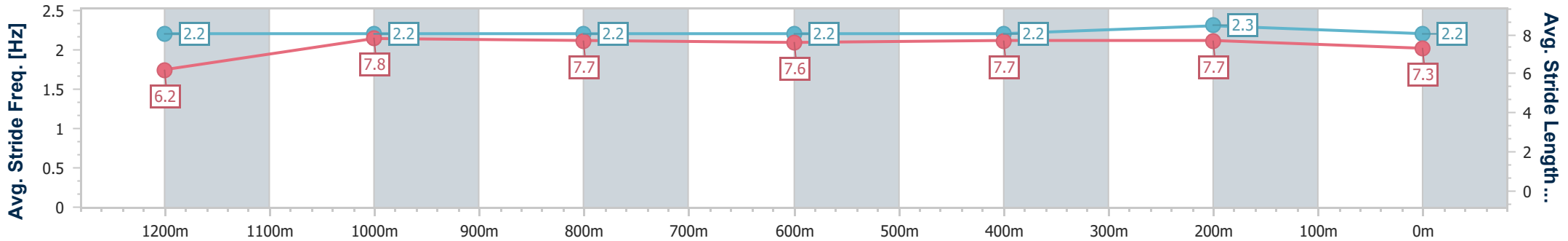
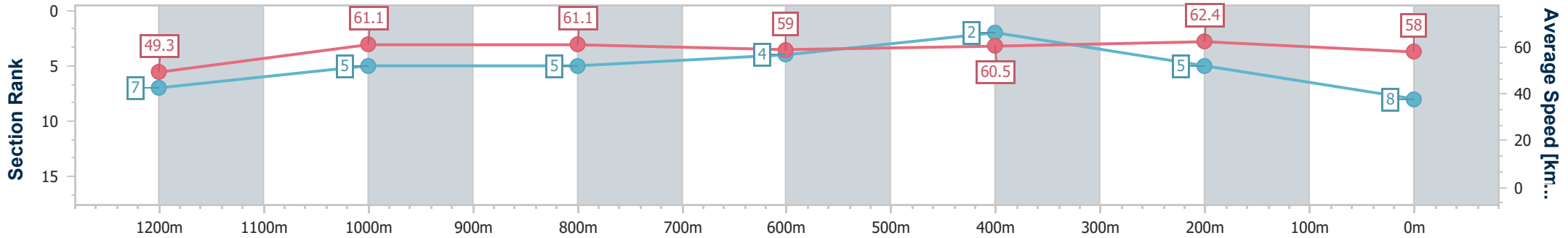
22 February 2023 - 15:55

Track Rating: Good 4, Weather: Overcast, Rail Position: +10m Entire



BRISBANE RACING CLUB

Section	Overall	1200m	1000m	800m	600m	400m	200m
Section Times	1:26.73 [8] (0:14.69)	1:12.04 [7] (0:11.80)	1:00.24 [5] (0:11.89)	0:48.35 [5] (0:12.37)	0:35.98 [4] (0:12.03)	0:23.95 [2] (0:11.53)	0:12.42 [5] (0:12.42)
Average Speed [km/h]	49.3	61.1	61.1	59.0	60.5	62.4	58.0
Top Speed [km/h]	61.2	62.7	62.6	59.3	62.7	63.7	60.9
Avg. Dist. to Rail [m]	7.3	2.0	2.2	2.9	2.5	4.4	6.4
Avg. Stride Freq. [Hz]	2.2	2.2	2.2	2.2	2.2	2.3	2.2
Avg. Stride Length [m]	6.2	7.8	7.7	7.6	7.7	7.7	7.3



- [] Ranking at each section and finish
- .-.- No data available at this section
- NA No data available



Horse/Jockey Name	Nothin' But Looks
Final Rank	9
Fastest Section Time (Section)	0:11.30 (400m)
Top Speed [km/h] (Section)	64.5 (400m)
Race State	Finished



Eagle Farm QLD Professional

Race 5: XXXX DRY Maiden Plate - 1400m

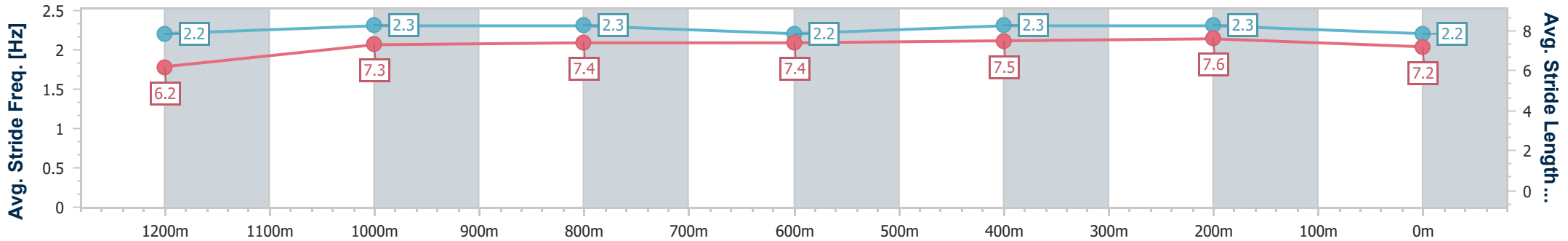
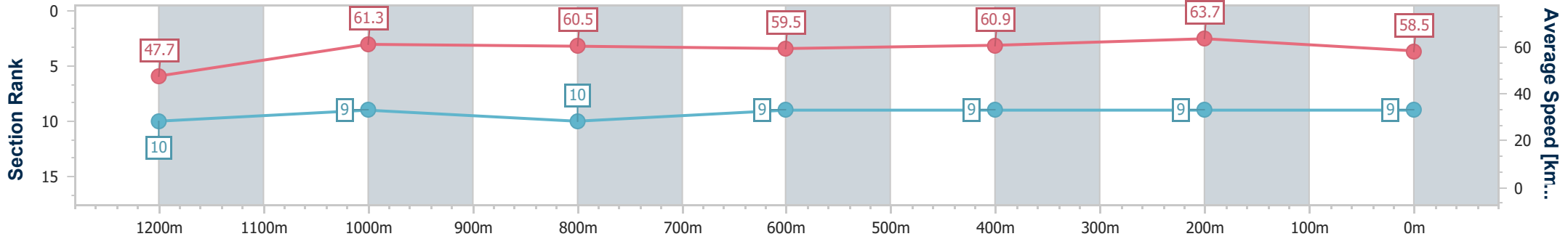
22 February 2023 - 15:55

Track Rating: Good 4, Weather: Overcast, Rail Position: +10m Entire



BRISBANE RACING CLUB

Section	Overall	1200m	1000m	800m	600m	400m	200m
Section Times	1:26.75 [9] (0:15.15)	1:11.60 [10] (0:11.77)	0:59.83 [9] (0:12.07)	0:47.76 [10] (0:12.20)	0:35.56 [9] (0:11.95)	0:23.61 [9] (0:11.30)	0:12.31 [9] (0:12.31)
Average Speed [km/h]	47.7	61.3	60.5	59.5	60.9	63.7	58.5
Top Speed [km/h]	61.0	63.7	62.0	60.9	64.3	64.5	61.7
Avg. Dist. to Rail [m]	8.0	2.8	2.5	2.0	2.3	6.7	8.9
Avg. Stride Freq. [Hz]	2.2	2.3	2.3	2.2	2.3	2.3	2.2
Avg. Stride Length [m]	6.2	7.3	7.4	7.4	7.5	7.6	7.2



- [] Ranking at each section and finish
- .-.- No data available at this section
- NA No data available



Horse/Jockey Name	Fausto
Final Rank	10
Fastest Section Time (Section)	0:11.56 (400m)
Top Speed [km/h] (Section)	62.9 (400m)
Race State	Finished



Eagle Farm QLD Professional

Race 5: XXXX DRY Maiden Plate - 1400m

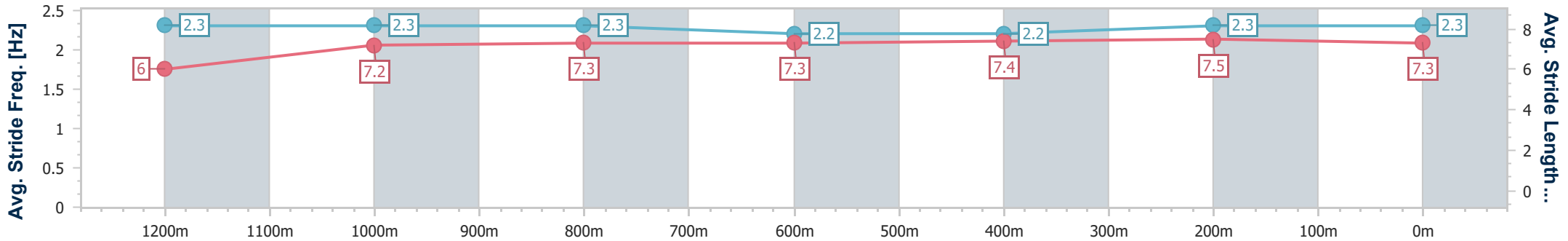
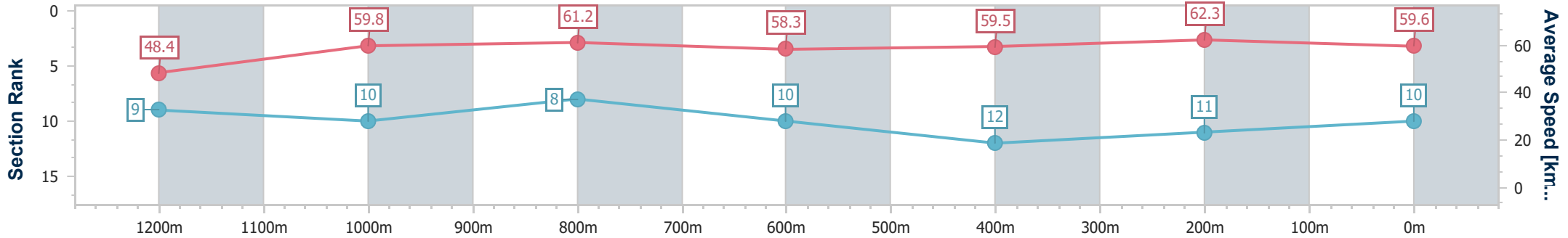
22 February 2023 - 15:55

Track Rating: Good 4, Weather: Overcast, Rail Position: +10m Entire



BRISBANE RACING CLUB

Section	Overall	1200m	1000m	800m	600m	400m	200m
Section Times	1:26.99 [10] (0:14.92)	1:12.07 [9] (0:12.04)	1:00.03 [10] (0:11.85)	0:48.18 [8] (0:12.43)	0:35.75 [10] (0:12.13)	0:23.62 [12] (0:11.56)	0:12.06 [11] (0:12.06)
Average Speed [km/h]	48.4	59.8	61.2	58.3	59.5	62.3	59.6
Top Speed [km/h]	61.0	62.8	61.8	60.2	62.1	62.9	61.3
Avg. Dist. to Rail [m]	5.7	1.6	1.2	1.6	0.6	2.4	2.2
Avg. Stride Freq. [Hz]	2.3	2.3	2.3	2.2	2.2	2.3	2.3
Avg. Stride Length [m]	6.0	7.2	7.3	7.3	7.4	7.5	7.3



- [] Ranking at each section and finish
- .-.- No data available at this section
- NA No data available



Horse/Jockey Name	Allberin
Final Rank	11
Fastest Section Time (Section)	0:11.48 (400m)
Top Speed [km/h] (Section)	63.9 (600m)
Race State	Finished



Eagle Farm QLD Professional

Race 5: XXXX DRY Maiden Plate - 1400m

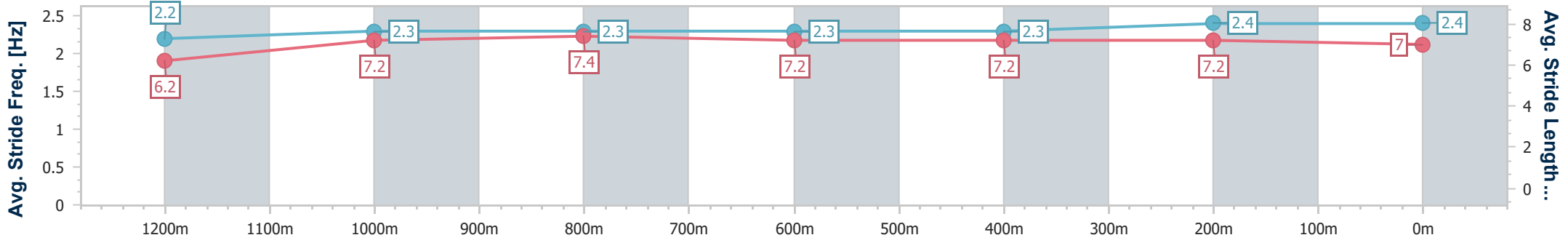
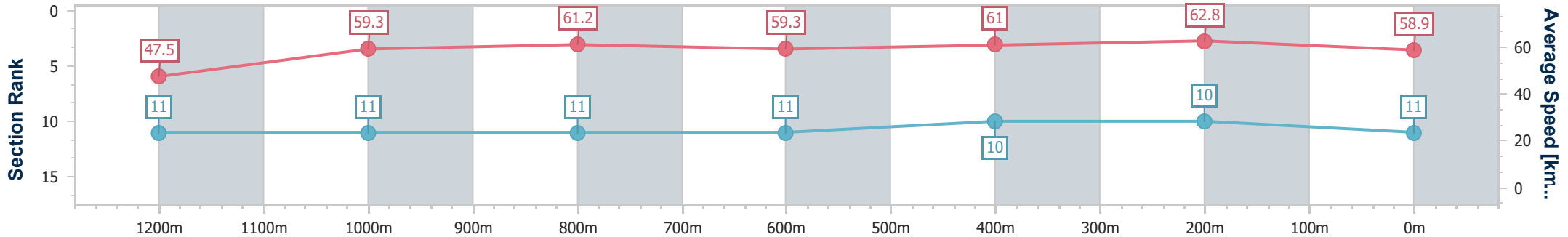
22 February 2023 - 15:55

Track Rating: Good 4, Weather: Overcast, Rail Position: +10m Entire



BRISBANE RACING CLUB

Section	Overall	1200m	1000m	800m	600m	400m	200m
Section Times	1:27.01 [11] (0:15.20)	1:11.81 [11] (0:12.15)	0:59.66 [11] (0:11.86)	0:47.80 [11] (0:12.22)	0:35.58 [11] (0:11.88)	0:23.70 [10] (0:11.48)	0:12.22 [10] (0:12.22)
Average Speed [km/h]	47.5	59.3	61.2	59.3	61.0	62.8	58.9
Top Speed [km/h]	60.6	61.0	62.6	60.6	63.9	63.8	60.8
Avg. Dist. to Rail [m]	3.8	2.1	1.6	1.5	1.9	6.3	7.4
Avg. Stride Freq. [Hz]	2.2	2.3	2.3	2.3	2.3	2.4	2.4
Avg. Stride Length [m]	6.2	7.2	7.4	7.2	7.2	7.2	7.0



- [] Ranking at each section and finish
- .-.- No data available at this section
- NA No data available



Horse/Jockey Name	Mont Royal
Final Rank	12
Fastest Section Time (Section)	0:11.71 (400m)
Top Speed [km/h] (Section)	64.1 (1000m)
Race State	Finished



Eagle Farm QLD Professional

Race 5: XXXX DRY Maiden Plate - 1400m

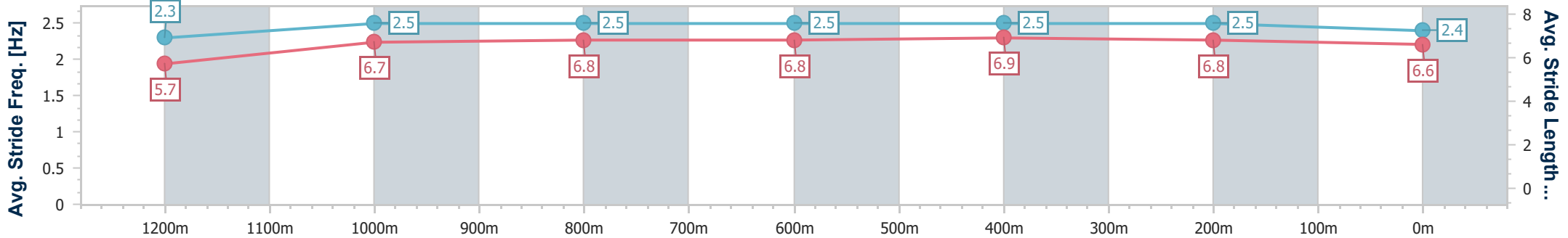
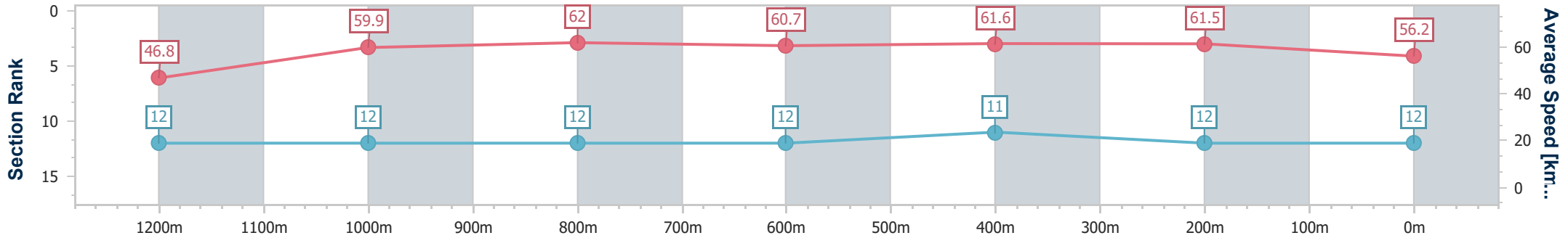
22 February 2023 - 15:55

Track Rating: Good 4, Weather: Overcast, Rail Position: +10m Entire



BRISBANE RACING CLUB

Section	Overall	1200m	1000m	800m	600m	400m	200m
Section Times	1:27.88 [12] (0:15.40)	1:12.48 [12] (0:12.08)	1:00.40 [12] (0:11.97)	0:48.43 [12] (0:12.07)	0:36.36 [12] (0:11.83)	0:24.53 [11] (0:11.71)	0:12.82 [12] (0:12.82)
Average Speed [km/h]	46.8	59.9	62.0	60.7	61.6	61.5	56.2
Top Speed [km/h]	58.8	61.6	64.1	63.2	63.3	62.9	59.4
Avg. Dist. to Rail [m]	4.8	3.5	5.8	4.1	2.8	6.6	7.1
Avg. Stride Freq. [Hz]	2.3	2.5	2.5	2.5	2.5	2.5	2.4
Avg. Stride Length [m]	5.7	6.7	6.8	6.8	6.9	6.8	6.6



- [] Ranking at each section and finish
- .-.- No data available at this section
- NA No data available