



Toowoomba QLD Professional

Race 4: AQUIS Fillies and Mares Maiden Handicap - 1050m

18 February 2023 - 19:15



Track Rating: Good 3, Weather: Fine, Rail Position: +5m Entire

| Section | | | | | | | | | | | | Last 600m | |
|-------------|-----|----------------------|----------------------|----------------------|----------------------|----------------------|----------------------|--------------|--------------|--------------|--------------|------------------------|---------|
| Field Times | | Overall | 1000m | 800m | 600m | 400m | 200m | | | | | | 0:35.57 |
| | | 1:02.96 (0:05.00) | 0:57.96 (0:11.17) | 0:46.79 (0:11.22) | 0:35.57 (0:11.43) | 0:24.14 (0:11.94) | 0:12.20 (0:12.20) | | | | | | |
| Rank | TAB | Horse/Jockey | Barrier | Top Speed [km/h] | Fastest Section | | | | | | | Distance Travelled [m] | |
| 1 | 12 | PERFECT LEGACY | 10 | 66.9 | 0:05.06 | 1:02.96 [1] | 0:57.90 [5] | 0:46.73 [2] | 0:35.54 [1] | 0:24.14 [1] | 0:12.20 [1] | 0:35.54 | |
| | | Matthew Powell | | 1000m | Overall | (0:05.06) | (0:11.17) | (0:11.19) | (0:11.40) | (0:11.94) | (0:12.20) | | |
| 2 | 2 | COTTEE | 9 | 66.9 | 0:05.48 | 1:03.04 [2] | 0:57.56 [9] | 0:46.19 [7] | 0:35.15 [7] | 0:23.48 [7] | 0:11.64 [5] | 0:35.15 | +6 |
| | | Anthony Allen | | 800m | Overall | (0:05.48) | (0:11.37) | (0:11.04) | (0:11.67) | (0:11.84) | (0:11.64) | | |
| 3 | 11 | TALANTINO | 8 | 65.8 | 0:05.02 | 1:03.06 [3] | 0:58.04 [3] | 0:46.59 [6] | 0:35.44 [5] | 0:23.70 [5] | 0:11.77 [3] | 0:35.44 | +6 |
| | | Wanderson D'Avila | | 800m | Overall | (0:05.02) | (0:11.45) | (0:11.15) | (0:11.74) | (0:11.93) | (0:11.77) | | |
| 4 | 7 | TOKYO SINS | 4 | 66.7 | 0:05.01 | 1:03.08 [4] | 0:58.07 [4] | 0:46.79 [4] | 0:35.49 [4] | 0:23.76 [4] | 0:11.98 [2] | 0:35.49 | +6 |
| | | Luke Tarrant | | 1000m | Overall | (0:05.01) | (0:11.28) | (0:11.30) | (0:11.73) | (0:11.78) | (0:11.98) | | |
| 5 | 10 | STOP THE MUSIC | 13 | 67.1 | 0:05.00 | 1:03.99 [5] | 0:58.99 [1] | 0:47.82 [1] | 0:36.55 [3] | 0:24.76 [3] | 0:12.61 [4] | 0:36.55 | +7 |
| | | Sariah Champkin | | 1000m | Overall | (0:05.00) | (0:11.17) | (0:11.27) | (0:11.79) | (0:12.15) | (0:12.61) | | |
| 6 | 9 | JENNATOP | 1 | 66.4 | 0:05.62 | 1:04.02 [6] | 0:58.40 [11] | 0:46.42 [10] | 0:35.34 [10] | 0:24.02 [10] | 0:12.24 [9] | 0:35.34 | +8 |
| | | Montanna Savva | | 800m | Overall | (0:05.62) | (0:11.98) | (0:11.08) | (0:11.32) | (0:11.78) | (0:12.24) | | |
| 7 | 8 | GRIS AMOUR | 7 | 66.5 | 0:05.41 | 1:04.46 [7] | 0:59.05 [7] | 0:47.57 [8] | 0:36.48 [8] | 0:24.82 [8] | 0:12.70 [8] | 0:36.48 | +3 |
| | | Michael Murphy | | 800m | Overall | (0:05.41) | (0:11.48) | (0:11.09) | (0:11.66) | (0:12.12) | (0:12.70) | | |
| 8 | 5 | YOURALLTHAT | 14 | 66.5 | 0:05.01 | 1:04.70 [8] | 0:59.69 [2] | 0:48.48 [3] | 0:37.31 [2] | 0:25.67 [2] | 0:13.17 [6] | 0:37.31 | +5 |
| | | Adrian Layt | | 1000m | Overall | (0:05.01) | (0:11.21) | (0:11.17) | (0:11.64) | (0:12.50) | (0:13.17) | | |
| 9 | 6 | CRACKLE CAUSE | 3 | 67.0 | 0:05.55 | 1:04.71 [9] | 0:59.16 [10] | 0:46.73 [11] | 0:35.72 [11] | 0:24.36 [11] | 0:12.37 [11] | 0:35.72 | +6 |
| | | Noriyuki Masuda | | 800m | Overall | (0:05.55) | (0:12.43) | (0:11.01) | (0:11.36) | (0:11.99) | (0:12.37) | | |
| 10 | 3 | GERTIE GOER | 11 | 67.4 | 0:05.14 | 1:04.94 [10] | 0:59.80 [6] | 0:48.55 [5] | 0:37.26 [6] | 0:25.50 [6] | 0:13.27 [7] | 0:37.26 | +6 |
| | | Gary Geran | | 1000m | Overall | (0:05.14) | (0:11.25) | (0:11.29) | (0:11.76) | (0:12.23) | (0:13.27) | | |

Scratched: Oakvale Lass (#4), Missy's Ready (#13), Spressi (#14), Bubbles 'N' More (#15)

Report Created: Sat 18 February 2023 19:40 GMT+ (Note: Timing is based on position data)

Page 1/13

[] Ranking at each section and finish
 -:-:- No data available at this section
 NA No data available

SCN Saddle cloth number
 DNF Did not finish
 DNT Did not track

data processed by TRIPLESDATA



Toowoomba QLD Professional
Race 4: AQUIS Fillies and Mares Maiden Handicap - 1050m
 18 February 2023 - 19:15



Track Rating: Good 3, Weather: Fine, Rail Position: +5m Entire

| Section | Overall | 1000m | 800m | 600m | 400m | 200m | Last 600m |
|-------------|----------------------|----------------------|----------------------|----------------------|----------------------|----------------------|-----------|
| Field Times | 1:02.96 (0:05.00) | 0:57.96 (0:11.17) | 0:46.79 (0:11.22) | 0:35.57 (0:11.43) | 0:24.14 (0:11.94) | 0:12.20 (0:12.20) | 0:35.57 |

| Rank | TAB | Horse/Jockey | Barrier | Top Speed [km/h] | Fastest Section | Distance Travelled [m] |
|------|-----|-------------------------------|---------|------------------|---------------------------------|------------------------|
| 11 | 1 | RAKU'S CIDER Nicole Vuille | 5 | 65.9 800m | 0:05.49 Overall (0:05.49) | +4 |

Scratched: Oakvale Lass (#4), Missy's Ready (#13), Spressi (#14), Bubbles 'N' More (#15)



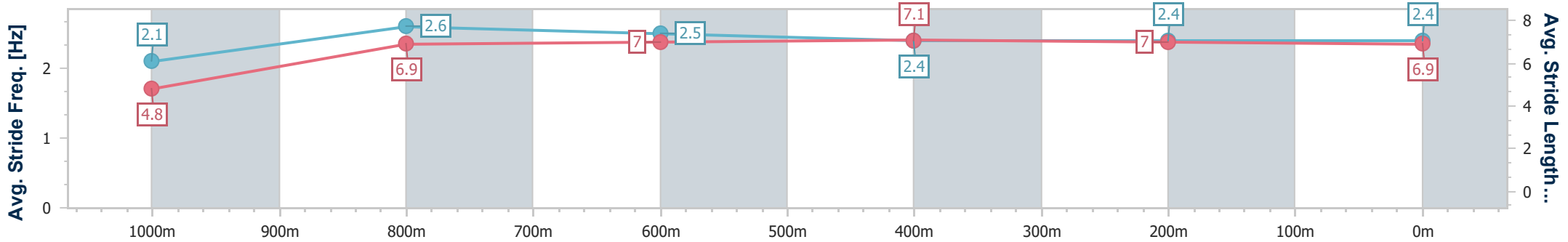
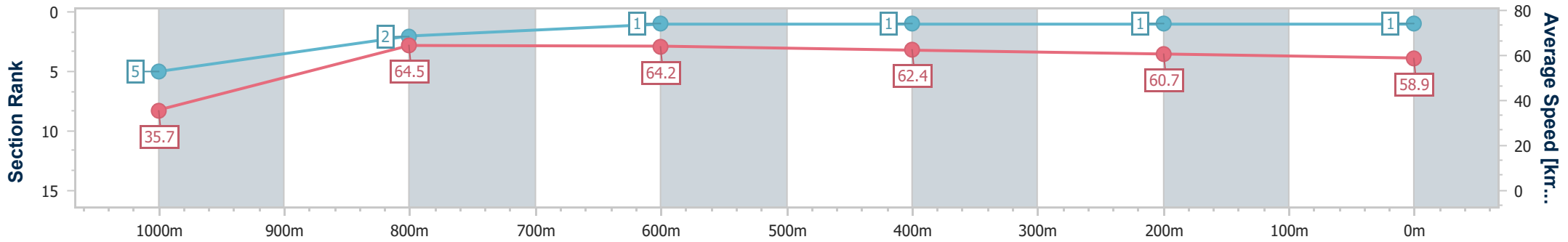
| | |
|--------------------------------|-------------------|
| Horse/Jockey Name | Perfect Legacy |
| Final Rank | 1 |
| Fastest Section Time (Section) | 0:05.06 (Overall) |
| Top Speed [km/h] (Section) | 66.9 (1000m) |
| Race State | Finished |



Toowoomba QLD Professional
 Race 4: AQUIS Fillies and Mares Maiden Handicap - 1050m
 18 February 2023 - 19:15
 Track Rating: Good 3, Weather: Fine, Rail Position: +5m Entire



| Section | Overall | 1000m | 800m | 600m | 400m | 200m |
|------------------------|--------------------------|--------------------------|--------------------------|--------------------------|--------------------------|--------------------------|
| Section Times | 1:02.96 [1] (0:05.06) | 0:57.90 [5] (0:11.17) | 0:46.73 [2] (0:11.19) | 0:35.54 [1] (0:11.40) | 0:24.14 [1] (0:11.94) | 0:12.20 [1] (0:12.20) |
| Average Speed [km/h] | 35.7 | 64.5 | 64.2 | 62.4 | 60.7 | 58.9 |
| Top Speed [km/h] | 56.9 | 66.9 | 64.9 | 64.1 | 62.3 | 60.9 |
| Avg. Dist. to Rail [m] | 2.6 | 1.3 | 1.2 | 2.3 | 1.8 | 0.4 |
| Avg. Stride Freq. [Hz] | 2.1 | 2.6 | 2.5 | 2.4 | 2.4 | 2.4 |
| Avg. Stride Length [m] | 4.8 | 6.9 | 7.0 | 7.1 | 7.0 | 6.9 |



- [] Ranking at each section and finish
- .-.- No data available at this section
- NA No data available



| | |
|--------------------------------|-------------------|
| Horse/Jockey Name | Cottee |
| Final Rank | 2 |
| Fastest Section Time (Section) | 0:05.48 (Overall) |
| Top Speed [km/h] (Section) | 66.9 (800m) |
| Race State | Finished |



Toowoomba QLD Professional

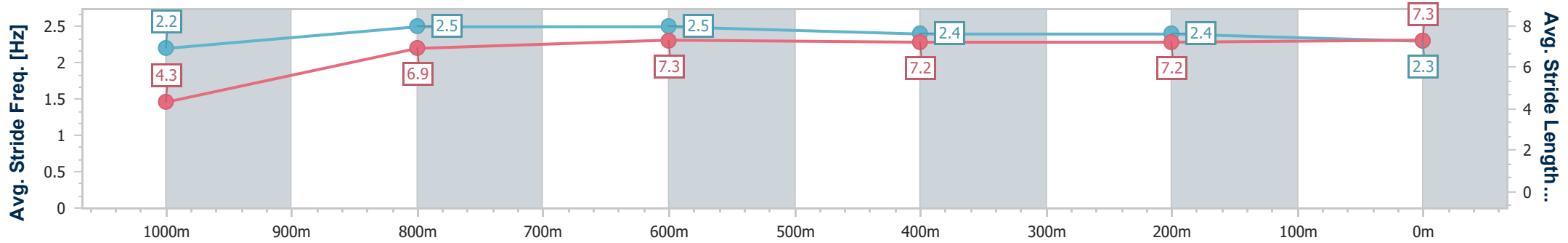
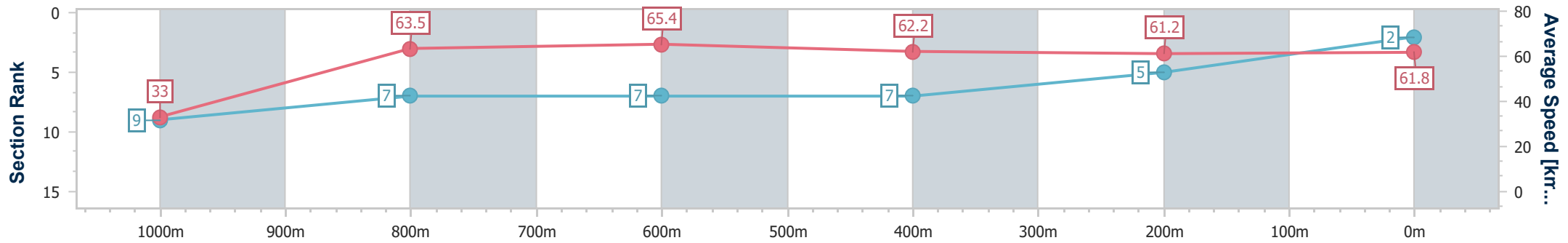
Race 4: AQUIS Fillies and Mares Maiden Handicap - 1050m

18 February 2023 - 19:15

Track Rating: Good 3, Weather: Fine, Rail Position: +5m Entire



| Section | Overall | 1000m | 800m | 600m | 400m | 200m |
|------------------------|--------------------------|--------------------------|--------------------------|--------------------------|--------------------------|-------------|
| Section Times | 1:03.04 [2] (0:05.48) | 0:57.56 [9] (0:11.37) | 0:46.19 [7] (0:11.04) | 0:35.15 [7] (0:11.67) | 0:23.48 [7] (0:11.84) | 0:11.64 [5] |
| Average Speed [km/h] | 33.0 | 63.5 | 65.4 | 62.2 | 61.2 | 61.8 |
| Top Speed [km/h] | 54.3 | 66.7 | 66.9 | 64.8 | 62.1 | 62.4 |
| Avg. Dist. to Rail [m] | 0.4 | 1.1 | 1.7 | 1.6 | 1.9 | 0.6 |
| Avg. Stride Freq. [Hz] | 2.2 | 2.5 | 2.5 | 2.4 | 2.4 | 2.3 |
| Avg. Stride Length [m] | 4.3 | 6.9 | 7.3 | 7.2 | 7.2 | 7.3 |



- [] Ranking at each section and finish
- .-.- No data available at this section
- NA No data available



| | |
|--------------------------------|-------------------|
| Horse/Jockey Name | Talantino |
| Final Rank | 3 |
| Fastest Section Time (Section) | 0:05.02 (Overall) |
| Top Speed [km/h] (Section) | 65.8 (800m) |
| Race State | Finished |



Toowoomba QLD Professional

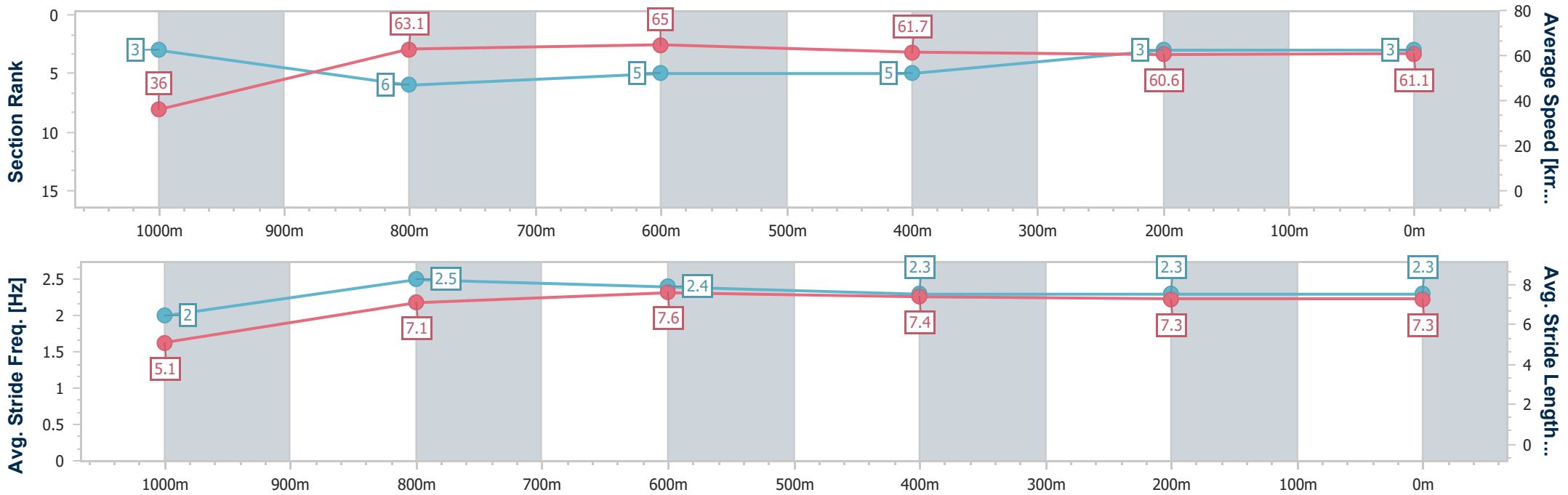
Race 4: AQUIS Fillies and Mares Maiden Handicap - 1050m

18 February 2023 - 19:15



Track Rating: Good 3, Weather: Fine, Rail Position: +5m Entire

| Section | Overall | 1000m | 800m | 600m | 400m | 200m |
|------------------------|--------------------------|--------------------------|--------------------------|--------------------------|--------------------------|--------------------------|
| Section Times | 1:03.06 [3] (0:05.02) | 0:58.04 [3] (0:11.45) | 0:46.59 [6] (0:11.15) | 0:35.44 [5] (0:11.74) | 0:23.70 [5] (0:11.93) | 0:11.77 [3] (0:11.77) |
| Average Speed [km/h] | 36.0 | 63.1 | 65.0 | 61.7 | 60.6 | 61.1 |
| Top Speed [km/h] | 53.1 | 65.5 | 65.8 | 64.8 | 61.6 | 61.3 |
| Avg. Dist. to Rail [m] | 0.3 | 1.0 | 1.9 | 0.9 | 1.0 | 1.4 |
| Avg. Stride Freq. [Hz] | 2.0 | 2.5 | 2.4 | 2.3 | 2.3 | 2.3 |
| Avg. Stride Length [m] | 5.1 | 7.1 | 7.6 | 7.4 | 7.3 | 7.3 |



- [] Ranking at each section and finish
- .-.- No data available at this section
- NA No data available



| | |
|--------------------------------|-------------------|
| Horse/Jockey Name | Tokyo Sins |
| Final Rank | 4 |
| Fastest Section Time (Section) | 0:05.01 (Overall) |
| Top Speed [km/h] (Section) | 66.7 (1000m) |
| Race State | Finished |



Toowoomba QLD Professional

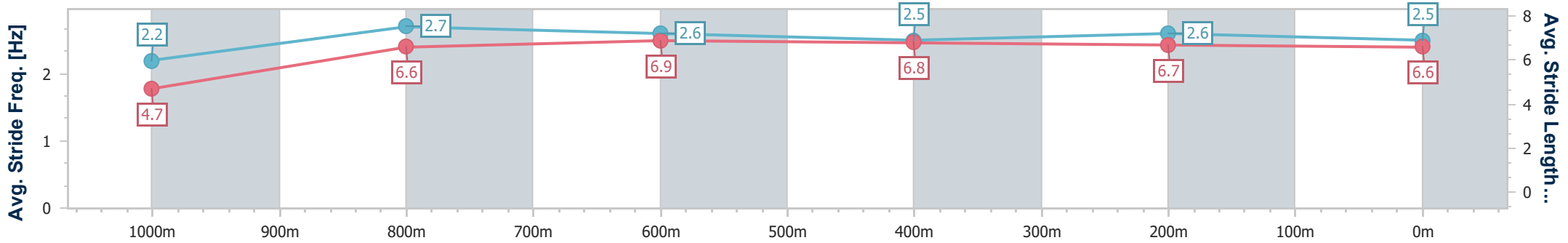
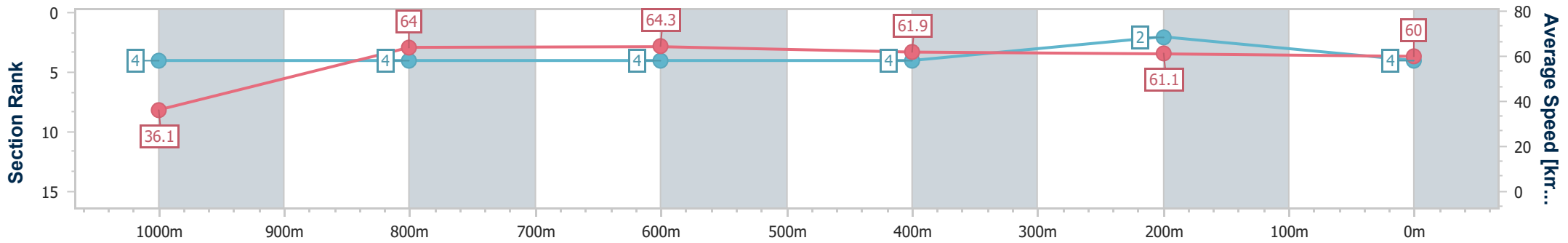
Race 4: AQUIS Fillies and Mares Maiden Handicap - 1050m

18 February 2023 - 19:15



Track Rating: Good 3, Weather: Fine, Rail Position: +5m Entire

| Section | Overall | 1000m | 800m | 600m | 400m | 200m |
|------------------------|--------------------------|--------------------------|--------------------------|--------------------------|--------------------------|--------------------------|
| Section Times | 1:03.08 [4] (0:05.01) | 0:58.07 [4] (0:11.28) | 0:46.79 [4] (0:11.30) | 0:35.49 [4] (0:11.73) | 0:23.76 [4] (0:11.78) | 0:11.98 [2] (0:11.98) |
| Average Speed [km/h] | 36.1 | 64.0 | 64.3 | 61.9 | 61.1 | 60.0 |
| Top Speed [km/h] | 54.4 | 66.7 | 66.6 | 64.7 | 61.6 | 61.3 |
| Avg. Dist. to Rail [m] | 2.4 | 1.2 | 2.6 | 1.7 | 0.3 | 1.9 |
| Avg. Stride Freq. [Hz] | 2.2 | 2.7 | 2.6 | 2.5 | 2.6 | 2.5 |
| Avg. Stride Length [m] | 4.7 | 6.6 | 6.9 | 6.8 | 6.7 | 6.6 |



- [] Ranking at each section and finish
- .-.- No data available at this section
- NA No data available



| | |
|--------------------------------|-------------------|
| Horse/Jockey Name | Stop The Music |
| Final Rank | 5 |
| Fastest Section Time (Section) | 0:05.00 (Overall) |
| Top Speed [km/h] (Section) | 67.1 (1000m) |
| Race State | Finished |



Toowoomba QLD Professional

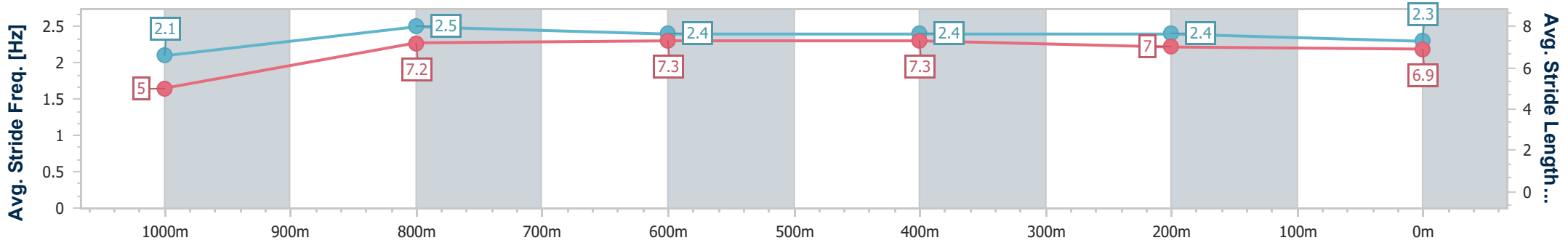
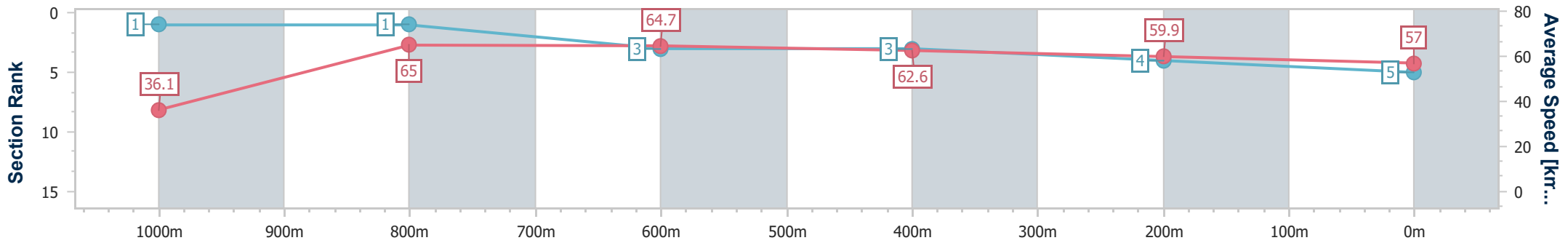
Race 4: AQUIS Fillies and Mares Maiden Handicap - 1050m

18 February 2023 - 19:15



Track Rating: Good 3, Weather: Fine, Rail Position: +5m Entire

| Section | Overall | 1000m | 800m | 600m | 400m | 200m |
|------------------------|--------------------------|--------------------------|--------------------------|--------------------------|--------------------------|-------------|
| Section Times | 1:03.99 [5] (0:05.00) | 0:58.99 [1] (0:11.17) | 0:47.82 [1] (0:11.27) | 0:36.55 [3] (0:11.79) | 0:24.76 [3] (0:12.15) | 0:12.61 [4] |
| Average Speed [km/h] | 36.1 | 65.0 | 64.7 | 62.6 | 59.9 | 57.0 |
| Top Speed [km/h] | 57.8 | 67.1 | 65.6 | 64.9 | 62.2 | 59.4 |
| Avg. Dist. to Rail [m] | 3.3 | 2.5 | 4.6 | 4.4 | 3.7 | 3.1 |
| Avg. Stride Freq. [Hz] | 2.1 | 2.5 | 2.4 | 2.4 | 2.4 | 2.3 |
| Avg. Stride Length [m] | 5.0 | 7.2 | 7.3 | 7.3 | 7.0 | 6.9 |



- [] Ranking at each section and finish
- .-.- No data available at this section
- NA No data available



| | |
|--------------------------------|-------------------|
| Horse/Jockey Name | Jennatop |
| Final Rank | 6 |
| Fastest Section Time (Section) | 0:05.62 (Overall) |
| Top Speed [km/h] (Section) | 66.4 (800m) |
| Race State | Finished |



Toowoomba QLD Professional

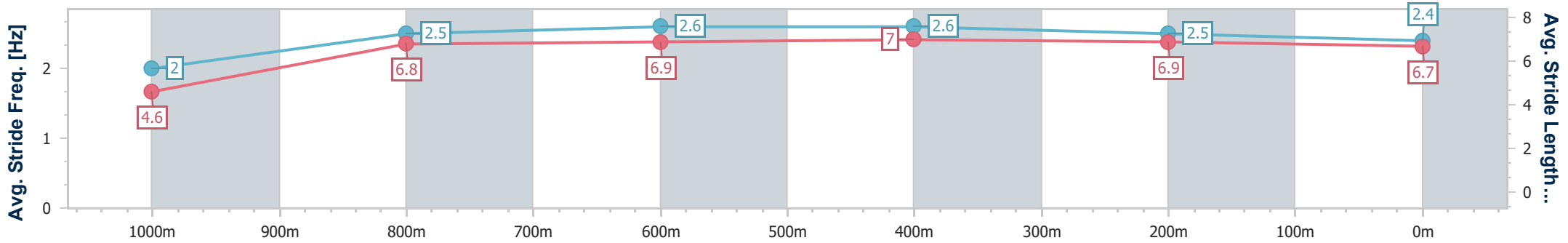
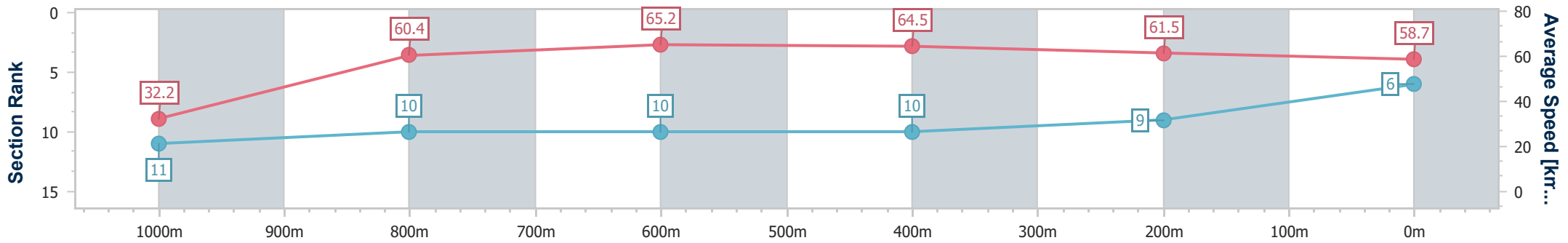
Race 4: AQUIS Fillies and Mares Maiden Handicap - 1050m

18 February 2023 - 19:15



Track Rating: Good 3, Weather: Fine, Rail Position: +5m Entire

| Section | Overall | 1000m | 800m | 600m | 400m | 200m |
|------------------------|--------------------------|---------------------------|---------------------------|---------------------------|---------------------------|--------------------------|
| Section Times | 1:04.02 [6] (0:05.62) | 0:58.40 [11] (0:11.98) | 0:46.42 [10] (0:11.08) | 0:35.34 [10] (0:11.32) | 0:24.02 [10] (0:11.78) | 0:12.24 [9] (0:12.24) |
| Average Speed [km/h] | 32.2 | 60.4 | 65.2 | 64.5 | 61.5 | 58.7 |
| Top Speed [km/h] | 49.5 | 64.4 | 66.4 | 65.5 | 62.7 | 60.9 |
| Avg. Dist. to Rail [m] | 5.2 | 2.0 | 1.5 | 2.7 | 1.8 | 1.1 |
| Avg. Stride Freq. [Hz] | 2.0 | 2.5 | 2.6 | 2.6 | 2.5 | 2.4 |
| Avg. Stride Length [m] | 4.6 | 6.8 | 6.9 | 7.0 | 6.9 | 6.7 |



- [] Ranking at each section and finish
- .-.- No data available at this section
- NA No data available



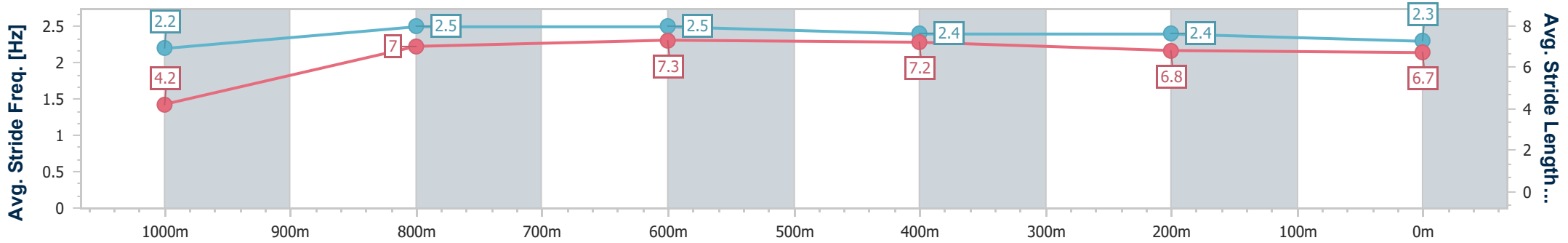
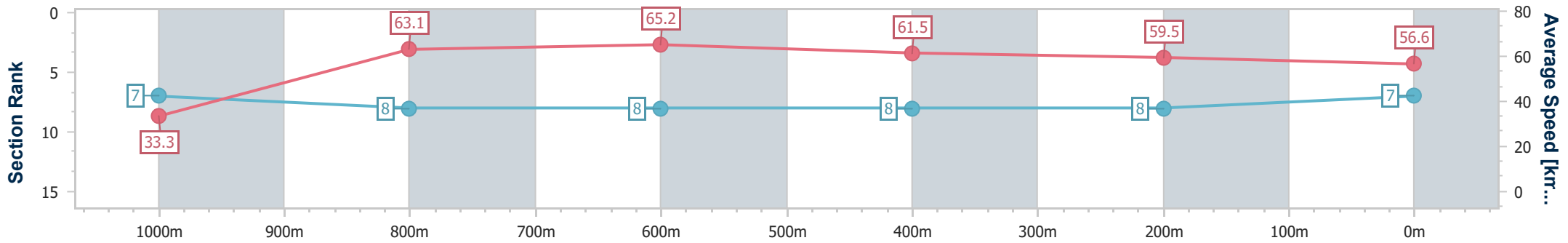
| | |
|--------------------------------|-------------------|
| Horse/Jockey Name | Gris Amour |
| Final Rank | 7 |
| Fastest Section Time (Section) | 0:05.41 (Overall) |
| Top Speed [km/h] (Section) | 66.5 (800m) |
| Race State | Finished |



Toowoomba QLD Professional
 Race 4: AQUIS Fillies and Mares Maiden Handicap - 1050m
 18 February 2023 - 19:15
 Track Rating: Good 3, Weather: Fine, Rail Position: +5m Entire



| Section | Overall | 1000m | 800m | 600m | 400m | 200m |
|------------------------|--------------------------|--------------------------|--------------------------|--------------------------|--------------------------|--------------------------|
| Section Times | 1:04.46 [7] (0:05.41) | 0:59.05 [7] (0:11.48) | 0:47.57 [8] (0:11.09) | 0:36.48 [8] (0:11.66) | 0:24.82 [8] (0:12.12) | 0:12.70 [8] (0:12.70) |
| Average Speed [km/h] | 33.3 | 63.1 | 65.2 | 61.5 | 59.5 | 56.6 |
| Top Speed [km/h] | 53.7 | 66.4 | 66.5 | 63.9 | 60.1 | 59.8 |
| Avg. Dist. to Rail [m] | 0.5 | 1.1 | 1.2 | 0.6 | 0.4 | 0.5 |
| Avg. Stride Freq. [Hz] | 2.2 | 2.5 | 2.5 | 2.4 | 2.4 | 2.3 |
| Avg. Stride Length [m] | 4.2 | 7.0 | 7.3 | 7.2 | 6.8 | 6.7 |



- [] Ranking at each section and finish
- .-.- No data available at this section
- NA No data available



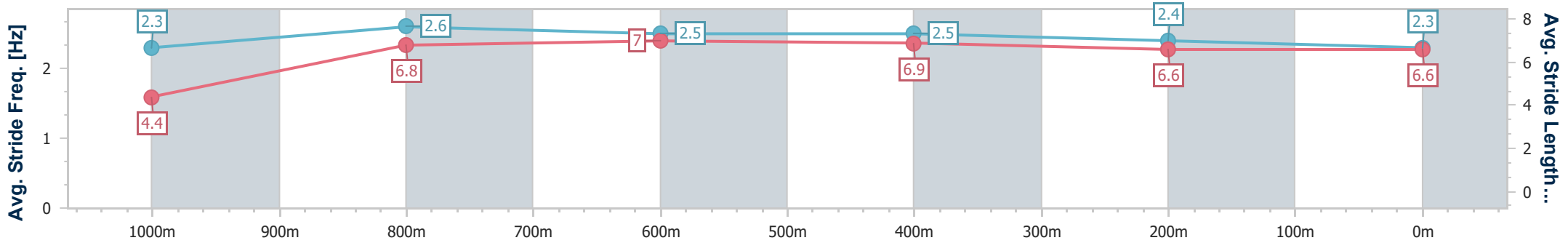
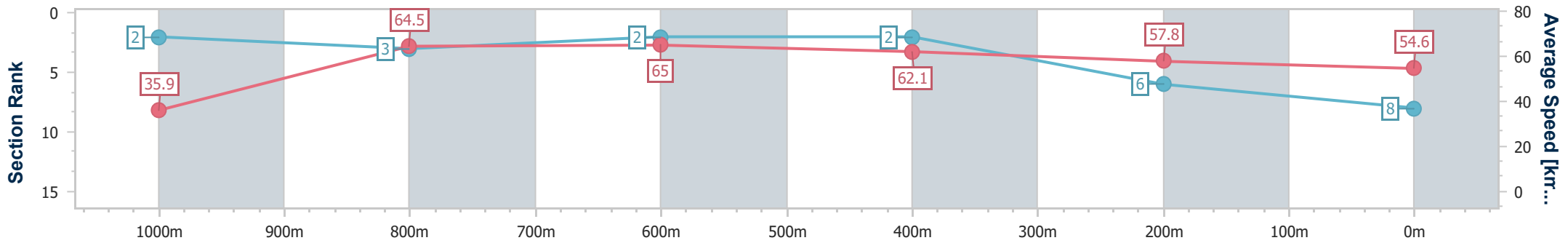
| | |
|--------------------------------|-------------------|
| Horse/Jockey Name | Yourallthat |
| Final Rank | 8 |
| Fastest Section Time (Section) | 0:05.01 (Overall) |
| Top Speed [km/h] (Section) | 66.5 (1000m) |
| Race State | Finished |



Toowoomba QLD Professional
 Race 4: AQUIS Fillies and Mares Maiden Handicap - 1050m
 18 February 2023 - 19:15
 Track Rating: Good 3, Weather: Fine, Rail Position: +5m Entire



| Section | Overall | 1000m | 800m | 600m | 400m | 200m |
|------------------------|--------------------------|--------------------------|--------------------------|--------------------------|--------------------------|--------------------------|
| Section Times | 1:04.70 [8] (0:05.01) | 0:59.69 [2] (0:11.21) | 0:48.48 [3] (0:11.17) | 0:37.31 [2] (0:11.64) | 0:25.67 [2] (0:12.50) | 0:13.17 [6] (0:13.17) |
| Average Speed [km/h] | 35.9 | 64.5 | 65.0 | 62.1 | 57.8 | 54.6 |
| Top Speed [km/h] | 56.0 | 66.5 | 66.1 | 64.7 | 59.9 | 56.0 |
| Avg. Dist. to Rail [m] | 2.2 | 2.0 | 1.5 | 0.9 | 1.9 | 1.9 |
| Avg. Stride Freq. [Hz] | 2.3 | 2.6 | 2.5 | 2.5 | 2.4 | 2.3 |
| Avg. Stride Length [m] | 4.4 | 6.8 | 7.0 | 6.9 | 6.6 | 6.6 |



- [] Ranking at each section and finish
- .-.- No data available at this section
- NA No data available



| | |
|--------------------------------|-------------------|
| Horse/Jockey Name | Crackle Cause |
| Final Rank | 9 |
| Fastest Section Time (Section) | 0:05.55 (Overall) |
| Top Speed [km/h] (Section) | 67.0 (800m) |
| Race State | Finished |



Toowoomba QLD Professional

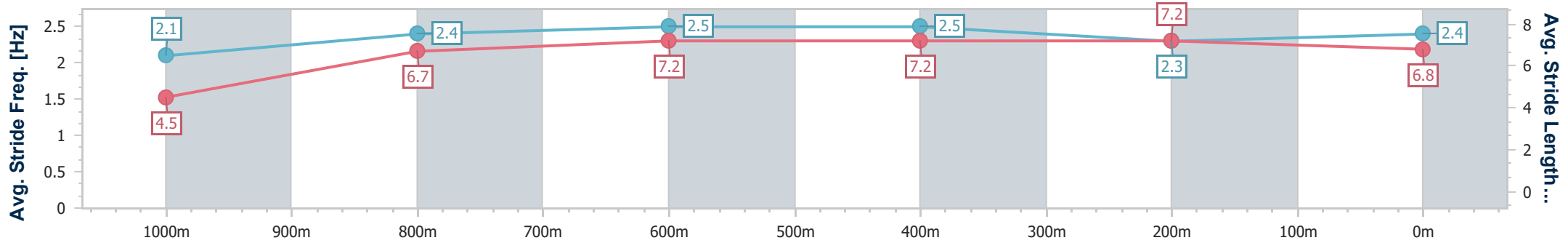
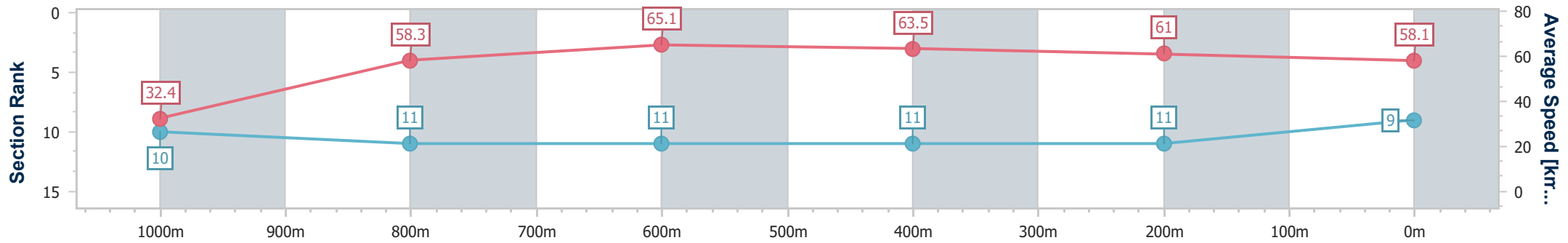
Race 4: AQUIS Fillies and Mares Maiden Handicap - 1050m

18 February 2023 - 19:15

Track Rating: Good 3, Weather: Fine, Rail Position: +5m Entire



| Section | Overall | 1000m | 800m | 600m | 400m | 200m |
|------------------------|--------------------------|---------------------------|---------------------------|---------------------------|---------------------------|---------------------------|
| Section Times | 1:04.71 [9] (0:05.55) | 0:59.16 [10] (0:12.43) | 0:46.73 [11] (0:11.01) | 0:35.72 [11] (0:11.36) | 0:24.36 [11] (0:11.99) | 0:12.37 [11] (0:12.37) |
| Average Speed [km/h] | 32.4 | 58.3 | 65.1 | 63.5 | 61.0 | 58.1 |
| Top Speed [km/h] | 49.7 | 63.3 | 67.0 | 65.9 | 62.6 | 59.7 |
| Avg. Dist. to Rail [m] | 3.4 | 1.4 | 0.9 | 1.5 | 4.7 | 6.3 |
| Avg. Stride Freq. [Hz] | 2.1 | 2.4 | 2.5 | 2.5 | 2.3 | 2.4 |
| Avg. Stride Length [m] | 4.5 | 6.7 | 7.2 | 7.2 | 7.2 | 6.8 |



- [] Ranking at each section and finish
- .-.-.- No data available at this section
- NA No data available



| | |
|--------------------------------|-------------------|
| Horse/Jockey Name | Gertie Goer |
| Final Rank | 10 |
| Fastest Section Time (Section) | 0:05.14 (Overall) |
| Top Speed [km/h] (Section) | 67.4 (1000m) |
| Race State | Finished |



Toowoomba QLD Professional

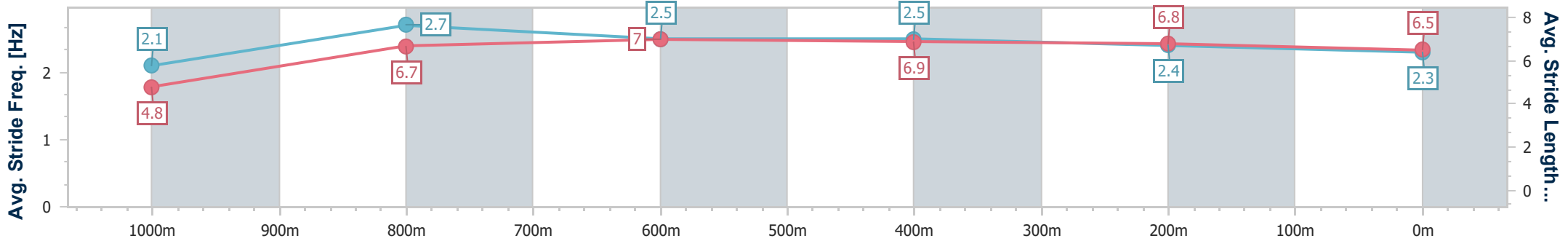
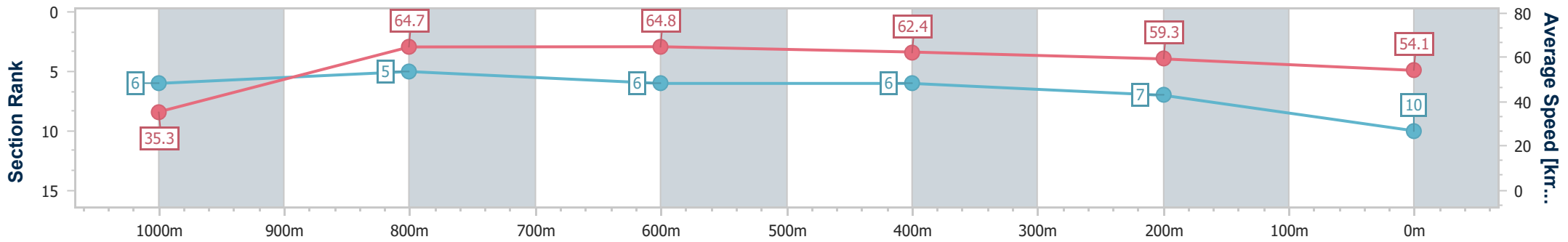
Race 4: AQUIS Fillies and Mares Maiden Handicap - 1050m

18 February 2023 - 19:15

Track Rating: Good 3, Weather: Fine, Rail Position: +5m Entire



| Section | Overall | 1000m | 800m | 600m | 400m | 200m |
|------------------------|---------------------------|--------------------------|--------------------------|--------------------------|--------------------------|--------------------------|
| Section Times | 1:04.94 [10] (0:05.14) | 0:59.80 [6] (0:11.25) | 0:48.55 [5] (0:11.29) | 0:37.26 [6] (0:11.76) | 0:25.50 [6] (0:12.23) | 0:13.27 [7] (0:13.27) |
| Average Speed [km/h] | 35.3 | 64.7 | 64.8 | 62.4 | 59.3 | 54.1 |
| Top Speed [km/h] | 55.1 | 67.4 | 65.8 | 65.0 | 62.0 | 57.1 |
| Avg. Dist. to Rail [m] | 3.1 | 4.2 | 5.0 | 3.6 | 2.3 | 1.9 |
| Avg. Stride Freq. [Hz] | 2.1 | 2.7 | 2.5 | 2.5 | 2.4 | 2.3 |
| Avg. Stride Length [m] | 4.8 | 6.7 | 7.0 | 6.9 | 6.8 | 6.5 |



- [] Ranking at each section and finish
- .-.- No data available at this section
- NA No data available



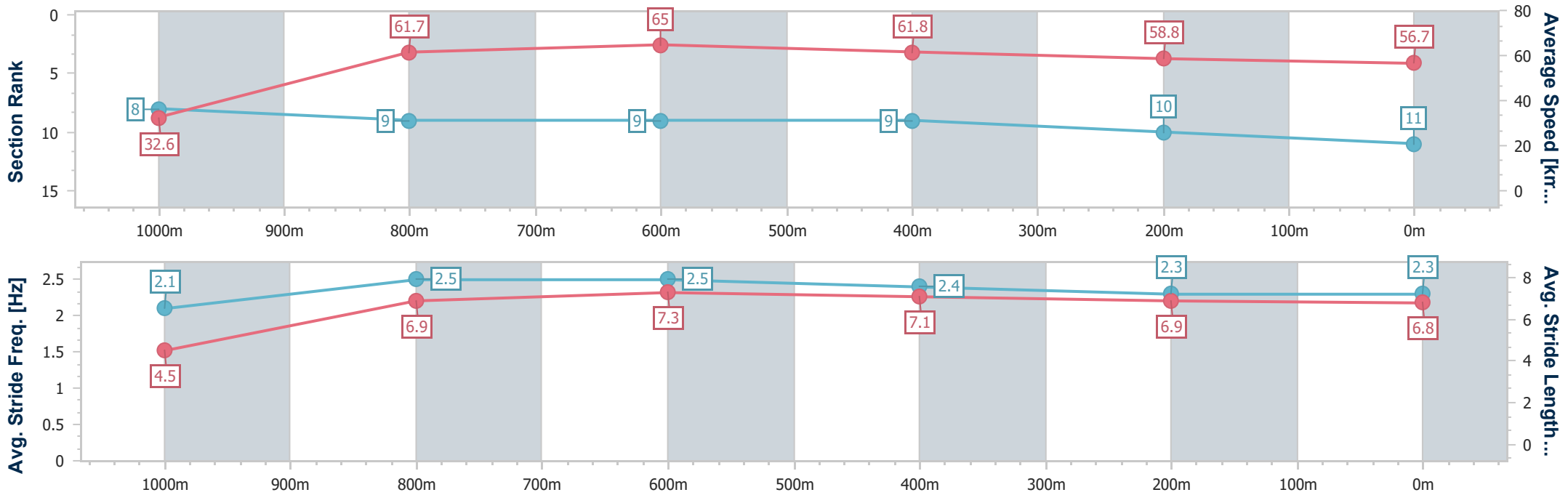
| | |
|--------------------------------|-------------------|
| Horse/Jockey Name | Raku's Cider |
| Final Rank | 11 |
| Fastest Section Time (Section) | 0:05.49 (Overall) |
| Top Speed [km/h] (Section) | 65.9 (800m) |
| Race State | Finished |



Toowoomba QLD Professional
 Race 4: AQUIS Fillies and Mares Maiden Handicap - 1050m
 18 February 2023 - 19:15
 Track Rating: Good 3, Weather: Fine, Rail Position: +5m Entire



| Section | Overall | 1000m | 800m | 600m | 400m | 200m |
|------------------------|---------------------------|--------------------------|--------------------------|--------------------------|--------------------------|---------------------------|
| Section Times | 1:04.97 [11] (0:05.49) | 0:59.48 [8] (0:11.71) | 0:47.77 [9] (0:11.11) | 0:36.66 [9] (0:11.69) | 0:24.97 [9] (0:12.30) | 0:12.67 [10] (0:12.67) |
| Average Speed [km/h] | 32.6 | 61.7 | 65.0 | 61.8 | 58.8 | 56.7 |
| Top Speed [km/h] | 52.4 | 65.5 | 65.9 | 64.4 | 60.7 | 58.0 |
| Avg. Dist. to Rail [m] | 1.8 | 1.1 | 0.6 | 1.1 | 1.1 | 1.4 |
| Avg. Stride Freq. [Hz] | 2.1 | 2.5 | 2.5 | 2.4 | 2.3 | 2.3 |
| Avg. Stride Length [m] | 4.5 | 6.9 | 7.3 | 7.1 | 6.9 | 6.8 |



- [] Ranking at each section and finish
- .-.- No data available at this section
- NA No data available