



Eagle Farm QLD Professional
Race 9: GIRLS DAY OUT 4 MARCH QTIS Three-Year-Old BENCHMARK
72 Handicap - 1600m
18 February 2023 - 17:13



BRISBANE
RACING CLUB

Track Rating: Good 4, Weather: Fine, Rail Position: +2m Entire Course

Section		Field Times												
Overall	1400m	1200m	1000m	800m	600m	400m	Last 600m							
1:35.10 (0:13.35)	1:21.75 (0:10.73)	1:11.02 (0:11.41)	0:59.61 (0:12.07)	0:47.54 (0:12.07)	0:35.47 (0:12.01)	0:23.46 (0:11.62)	0:35.47							
Rank	TAB	Horse/Jockey	Barrier	Top Speed [km/h]	Fastest Section								Distance Travelled [m]	
1	1	THE VOWELS James Orman	7	67.7 1400m	0:10.88 1400m	1:35.10 [1] (0:14.37)	1:20.73 [15] (0:10.88)	1:09.85 [14] (0:11.33)	0:58.52 [13] (0:11.99)	0:46.53 [12] (0:12.08)	0:34.45 [11] (0:11.47)	0:22.98 [7] (0:11.14)	0:34.45	
2	12	TAPILDOODLEDO Mark Du Plessis	2	68.8 1400m	0:10.82 1400m	1:35.39 [2] (0:13.68)	1:21.71 [4] (0:10.82)	1:10.89 [5] (0:11.34)	0:59.55 [5] (0:12.06)	0:47.49 [4] (0:12.00)	0:35.49 [3] (0:11.84)	0:23.65 [4] (0:11.55)	0:35.49	-7
3	13	SUNSET SOREEE Kyle Wilson-Taylor	13	65.8 1400m	0:11.19 1400m	1:35.51 [3] (0:14.22)	1:21.29 [14] (0:11.19)	1:10.10 [15] (0:11.45)	0:58.65 [15] (0:11.88)	0:46.77 [15] (0:11.92)	0:34.85 [13] (0:11.47)	0:23.38 [11] (0:11.31)	0:34.85	-6
4	8	HELLAVADANCER Andrew Mallyon	1	67.1 1400m	0:10.98 1400m	1:35.73 [4] (0:13.73)	1:22.00 [5] (0:10.98)	1:11.02 [7] (0:11.36)	0:59.66 [7] (0:12.04)	0:47.62 [6] (0:12.02)	0:35.60 [5] (0:11.84)	0:23.76 [6] (0:11.47)	0:35.60	-3
5	4	RED TOP Boris Thornton	3	67.0 1400m	0:10.89 1400m	1:36.05 [5] (0:13.79)	1:22.26 [6] (0:10.89)	1:11.37 [6] (0:11.34)	1:00.03 [6] (0:12.29)	0:47.74 [8] (0:12.08)	0:35.66 [9] (0:11.73)	0:23.93 [8] (0:11.50)	0:35.66	+2
6	14	ALFA LILY Samantha Collett	15	70.0 1400m	0:10.61 1400m	1:36.11 [6] (0:13.80)	1:22.31 [7] (0:10.61)	1:11.70 [4] (0:11.36)	1:00.34 [4] (0:12.30)	0:48.04 [5] (0:12.13)	0:35.91 [6] (0:11.74)	0:24.17 [5] (0:11.56)	0:35.91	+4
7	9	PORKY Ben Thompson	12	68.2 1400m	0:10.74 1400m	1:36.25 [7] (0:13.44)	1:22.81 [2] (0:10.74)	1:12.07 [2] (0:11.41)	1:00.66 [3] (0:12.22)	0:48.44 [3] (0:12.15)	0:36.29 [4] (0:11.81)	0:24.48 [3] (0:11.69)	0:36.29	+2
8	7	DESERT MIST Larry Cassidy	6	68.3 1400m	0:10.90 1400m	1:36.27 [8] (0:13.97)	1:22.30 [12] (0:10.90)	1:11.40 [8] (0:11.31)	1:00.09 [8] (0:12.06)	0:48.03 [7] (0:12.09)	0:35.94 [7] (0:11.79)	0:24.15 [9] (0:11.64)	0:35.94	+0
9	6	ZHUANG SHI Justin Huxtable	10	69.0 1400m	0:10.68 1400m	1:36.35 [9] (0:13.57)	1:22.78 [3] (0:10.68)	1:12.10 [3] (0:11.27)	1:00.83 [1] (0:12.04)	0:48.79 [1] (0:12.13)	0:36.66 [1] (0:11.98)	0:24.68 [1] (0:11.78)	0:36.66	-5
10	15	RED STAR RUBI Georgina Cartwright	11	66.0 1400m	0:11.07 1400m	1:36.57 [10] (0:14.07)	1:22.50 [13] (0:11.07)	1:11.43 [12] (0:11.34)	1:00.09 [12] (0:12.11)	0:47.98 [13] (0:12.14)	0:35.84 [14] (0:11.63)	0:24.21 [14] (0:11.53)	0:35.84	+0

[] Ranking at each section and finish
 -:-:- No data available at this section
 NA No data available

SCN Saddle cloth number
 DNF Did not finish
 DNT Did not track



Eagle Farm QLD Professional
Race 9: GIRLS DAY OUT 4 MARCH QTIS Three-Year-Old BENCHMARK
72 Handicap - 1600m
18 February 2023 - 17:13



BRISBANE
RACING CLUB

Track Rating: Good 4, Weather: Fine, Rail Position: +2m Entire Course

Section	Overall	1400m	1200m	1000m	800m	600m	400m	Last 600m
Field Times	1:35.10 (0:13.35)	1:21.75 (0:10.73)	1:11.02 (0:11.41)	0:59.61 (0:12.07)	0:47.54 (0:12.07)	0:35.47 (0:12.01)	0:23.46 (0:11.62)	0:35.47

Rank	TAB	Horse/Jockey	Barrier	Top Speed [km/h]	Fastest Section	Overall	1400m	1200m	1000m	800m	600m	400m	Last 600m	Distance Travelled [m]
11	5	SPOOKY SPIRIT Elione Chaves	5	65.9 1400m	0:11.08 1400m	1:36.58 [11] (0:13.78)	1:22.80 [8] (0:11.08)	1:11.72 [9] (0:11.39)	1:00.33 [10] (0:11.99)	0:48.34 [9] (0:11.98)	0:36.36 [8] (0:11.75)	0:24.61 [10] (0:11.74)	0:36.36	+2
12	2	BETTER RAIN Jim Byrne	4	66.4 1400m	0:11.01 1400m	1:36.74 [12] (0:13.89)	1:22.85 [10] (0:11.01)	1:11.84 [10] (0:11.31)	1:00.53 [9] (0:12.17)	0:48.36 [11] (0:12.18)	0:36.18 [12] (0:11.69)	0:24.49 [13] (0:11.62)	0:36.18	+3
13	10	POSSOVER Nathan Thomas	14	65.4 1400m	0:11.28 1400m	1:36.84 [13] (0:13.94)	1:22.90 [11] (0:11.28)	1:11.62 [13] (0:11.53)	1:00.09 [14] (0:12.02)	0:48.07 [14] (0:12.08)	0:35.99 [15] (0:11.95)	0:24.04 [16] (0:11.68)	0:35.99	+5
14	16	TOOLATEMATE Taylor Marshall	8	65.5 1400m	0:11.21 1400m	1:36.88 [14] (0:14.56)	1:22.32 [16] (0:11.21)	1:11.11 [16] (0:11.29)	0:59.82 [16] (0:11.94)	0:47.88 [16] (0:11.97)	0:35.91 [16] (0:11.75)	0:24.16 [15] (0:11.79)	0:35.91	+3
15	3	EXECUTIVE STRESS Brodie Loy	9	66.2 1400m	0:11.19 1400m	1:36.88 [15] (0:13.88)	1:23.00 [9] (0:11.19)	1:11.81 [11] (0:11.38)	1:00.43 [11] (0:11.98)	0:48.45 [10] (0:12.05)	0:36.40 [10] (0:11.73)	0:24.67 [12] (0:11.79)	0:36.40	+3
16	11	SKATER Tegan Harrison	16	69.1 Overall	0:10.73 1400m	1:38.03 [16] (0:13.35)	1:24.68 [1] (0:10.73)	1:13.95 [1] (0:11.41)	1:02.54 [2] (0:12.12)	0:50.42 [2] (0:12.02)	0:38.40 [2] (0:12.01)	0:26.39 [2] (0:12.49)	0:38.40	-3

[] Ranking at each section and finish
 -:-:- No data available at this section
 NA No data available

SCN Saddle cloth number
 DNF Did not finish
 DNT Did not track



Eagle Farm QLD Professional
Race 9: GIRLS DAY OUT 4 MARCH QTIS Three-Year-Old BENCHMARK
72 Handicap - 1600m
18 February 2023 - 17:13



BRISBANE
RACING CLUB

Track Rating: Good 4, Weather: Fine, Rail Position: +2m Entire Course

Section				200m			Last 600m			
Field Times				0:11.84			0:35.47			
				(0:11.84)						
Rank	TAB	Horse/Jockey	Barrier	Top Speed [km/h]	Fastest Section	Margin			Distance Travelled [m]	
1	1	THE VOWELS	7	67.7	0:10.88	0:11.84 [1]	1:35.10		0:34.45	
		James Orman		1400m	1400m	(0:11.84)				
2	12	TAPILDOODLEDO	2	68.8	0:10.82	0:12.10 [2]	1.74L		0:35.49	-7
		Mark Du Plessis		1400m	1400m	(0:12.10)				
3	13	SUNSET SOIREE	13	65.8	0:11.19	0:12.07 [7]	2.43L		0:34.85	-6
		Kyle Wilson-Taylor		1400m	1400m	(0:12.07)				
4	8	HELLAVADANCER	1	67.1	0:10.98	0:12.29 [4]	3.71L		0:35.60	-3
		Andrew Mallyon		1400m	1400m	(0:12.29)				
5	4	RED TOP	3	67.0	0:10.89	0:12.43 [8]	5.61L		0:35.66	+2
		Boris Thornton		1400m	1400m	(0:12.43)				
6	14	ALFA LILY	15	70.0	0:10.61	0:12.61 [6]	5.97L		0:35.91	+4
		Samantha Collett		1400m	1400m	(0:12.61)				
7	9	PORKY	12	68.2	0:10.74	0:12.79 [5]	6.8L		0:36.29	+2
		Ben Thompson		1400m	1400m	(0:12.79)				
8	7	DESERT MIST	6	68.3	0:10.90	0:12.51 [9]	6.89L		0:35.94	+0
		Larry Cassidy		1400m	1400m	(0:12.51)				
9	6	ZHUANG SHI	10	69.0	0:10.68	0:12.90 [3]	7.39L		0:36.66	-5
		Justin Huxtable		1400m	1400m	(0:12.90)				
10	15	RED STAR RUBI	11	66.0	0:11.07	0:12.68 [11]	8.65L		0:35.84	+0
		Georgina Cartwright		1400m	1400m	(0:12.68)				



Eagle Farm QLD Professional
Race 9: GIRLS DAY OUT 4 MARCH QTIS Three-Year-Old BENCHMARK
72 Handicap - 1600m
18 February 2023 - 17:13



Track Rating: Good 4, Weather: Fine, Rail Position: +2m Entire Course

Section				200m				Last 600m	
Field Times				0:11.84 (0:11.84)				0:35.47	
Rank	TAB Horse/Jockey	Barrier	Top Speed [km/h]	Fastest Section	Margin				Distance Travelled [m]
11	5 SPOOKY SPIRIT Elione Chaves	5	65.9 1400m	0:11.08 1400m	0:12.87 [10] (0:12.87)	8.75L		0:36.36	+2
12	2 BETTER RAIN Jim Byrne	4	66.4 1400m	0:11.01 1400m	0:12.87 [12] (0:12.87)	9.69L		0:36.18	+3
13	10 POSSOVER Nathan Thomas	14	65.4 1400m	0:11.28 1400m	0:12.36 [16] (0:12.36)	10.27L		0:35.99	+5
14	16 TOOLATEMATE Taylor Marshall	8	65.5 1400m	0:11.21 1400m	0:12.37 [15] (0:12.37)	10.5L		0:35.91	+3
15	3 EXECUTIVE STRESS Brodie Loy	9	66.2 1400m	0:11.19 1400m	0:12.88 [13] (0:12.88)	10.51L		0:36.40	+3
16	11 SKATER Tegan Harrison	16	69.1 Overall	0:10.73 1400m	0:13.90 [14] (0:13.90)	17.23L		0:38.40	-3

[] Ranking at each section and finish
 -:-:- No data available at this section
 NA No data available

SCN Saddle cloth number
 DNF Did not finish
 DNT Did not track



Horse/Jockey Name	The Vowels
Final Rank	1
Fastest Section Time (Section)	0:10.88 (1400m)
Top Speed [km/h] (Section)	67.7 (1400m)
Race State	Finished

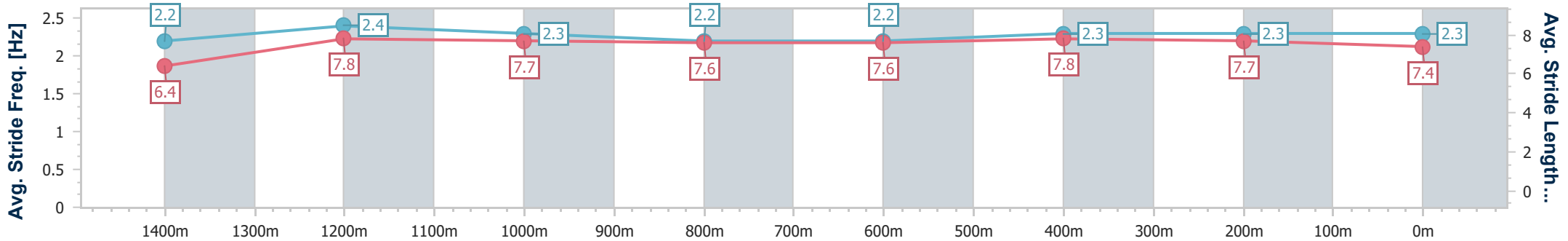
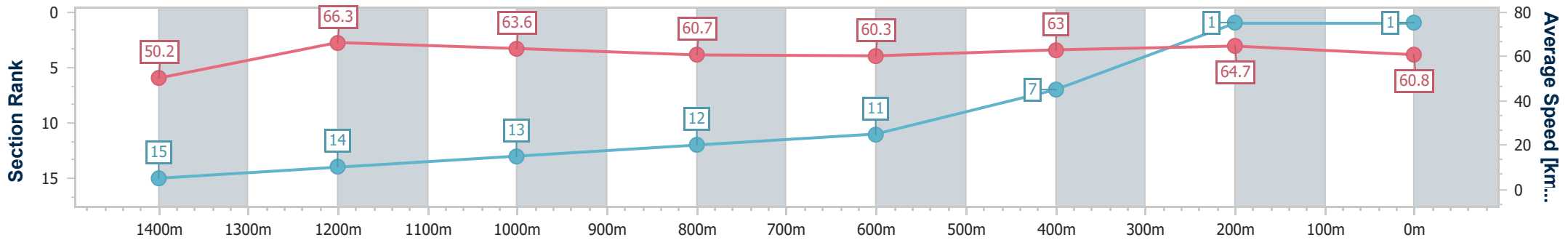


Eagle Farm QLD Professional
 Race 9: GIRLS DAY OUT 4 MARCH QTIS Three-Year-Old
 BENCHMARK 72 Handicap - 1600m
 18 February 2023 - 17:13
 Track Rating: Good 4, Weather: Fine, Rail Position: +2m Entire
 Course



BRISBANE
 RACING CLUB

Section	Overall	1400m	1200m	1000m	800m	600m	400m	200m
Section Times	1:35.10 [1] (0:14.37)	1:20.73 [15] (0:10.88)	1:09.85 [14] (0:11.33)	0:58.52 [13] (0:11.99)	0:46.53 [12] (0:12.08)	0:34.45 [11] (0:11.47)	0:22.98 [7] (0:11.14)	0:11.84 [1] (0:11.84)
Average Speed [km/h]	50.2	66.3	63.6	60.7	60.3	63.0	64.7	60.8
Top Speed [km/h]	66.0	67.7	65.2	62.0	61.8	65.3	65.8	64.3
Avg. Dist. to Rail [m]	8.4	0.7	1.8	2.1	3.1	0.7	0.6	0.7
Avg. Stride Freq. [Hz]	2.2	2.4	2.3	2.2	2.2	2.3	2.3	2.3
Avg. Stride Length [m]	6.4	7.8	7.7	7.6	7.6	7.8	7.7	7.4



- [] Ranking at each section and finish
- .-.- No data available at this section
- NA No data available



Horse/Jockey Name	Tapildoodleo
Final Rank	2
Fastest Section Time (Section)	0:10.82 (1400m)
Top Speed [km/h] (Section)	68.8 (1400m)
Race State	Finished

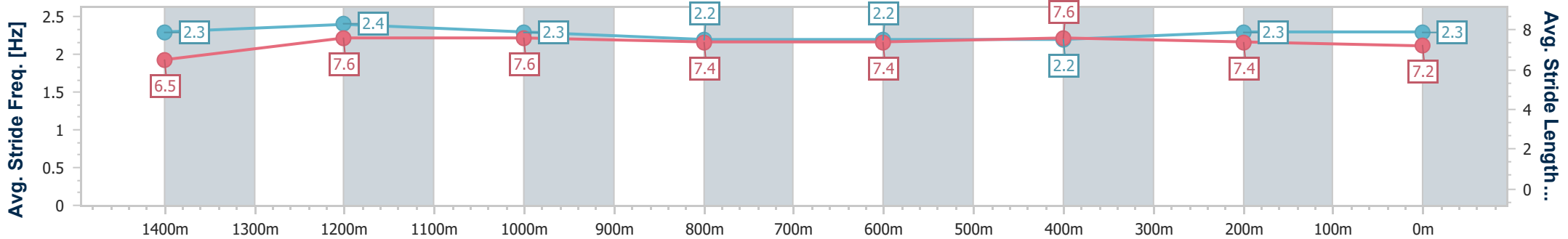
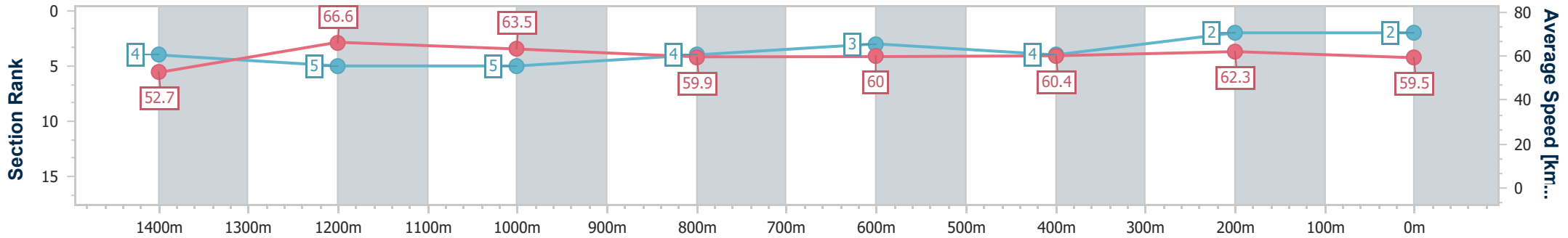


Eagle Farm QLD Professional
 Race 9: GIRLS DAY OUT 4 MARCH QTIS Three-Year-Old
 BENCHMARK 72 Handicap - 1600m
 18 February 2023 - 17:13
 Track Rating: Good 4, Weather: Fine, Rail Position: +2m Entire
 Course



BRISBANE
 RACING CLUB

Section	Overall	1400m	1200m	1000m	800m	600m	400m	200m
Section Times	1:35.39 [2] (0:13.68)	1:21.71 [4] (0:10.82)	1:10.89 [5] (0:11.34)	0:59.55 [5] (0:12.06)	0:47.49 [4] (0:12.00)	0:35.49 [3] (0:11.84)	0:23.65 [4] (0:11.55)	0:12.10 [2] (0:12.10)
Average Speed [km/h]	52.7	66.6	63.5	59.9	60.0	60.4	62.3	59.5
Top Speed [km/h]	65.9	68.8	65.3	61.2	60.9	61.9	63.3	61.8
Avg. Dist. to Rail [m]	5.2	1.8	1.8	0.5	0.3	1.2	1.0	2.5
Avg. Stride Freq. [Hz]	2.3	2.4	2.3	2.2	2.2	2.2	2.3	2.3
Avg. Stride Length [m]	6.5	7.6	7.6	7.4	7.4	7.6	7.4	7.2



- [] Ranking at each section and finish
- .-.- No data available at this section
- NA No data available



Horse/Jockey Name	Sunset Soiree
Final Rank	3
Fastest Section Time (Section)	0:11.19 (1400m)
Top Speed [km/h] (Section)	65.8 (1400m)
Race State	Finished

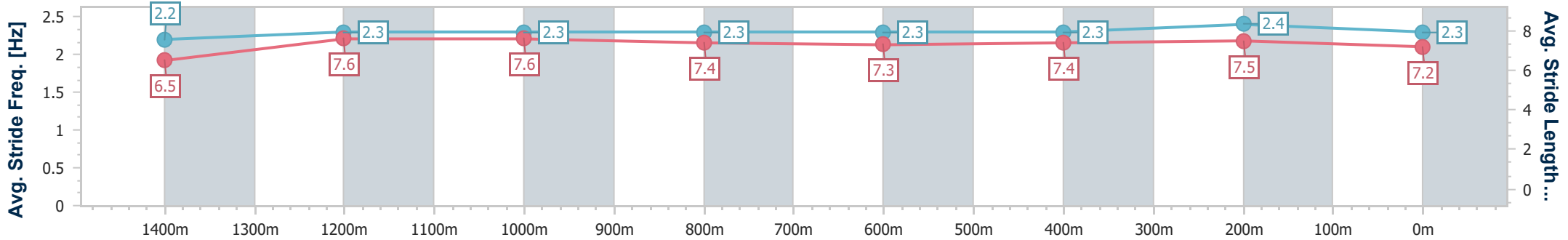
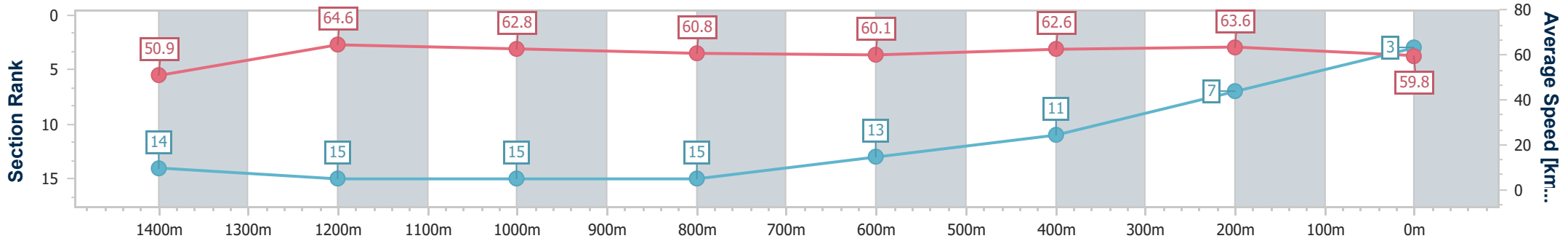


Eagle Farm QLD Professional
 Race 9: GIRLS DAY OUT 4 MARCH QTIS Three-Year-Old
 BENCHMARK 72 Handicap - 1600m
 18 February 2023 - 17:13
 Track Rating: Good 4, Weather: Fine, Rail Position: +2m Entire
 Course



BRISBANE
 RACING CLUB

Section	Overall	1400m	1200m	1000m	800m	600m	400m	200m						
Section Times	1:35.51 [3] (0:14.22)	1:21.29 [14] (0:11.19)	1:10.10 [15] (0:11.45)	0:58.65 [15] (0:11.88)	0:46.77 [15] (0:11.92)	0:34.85 [13] (0:11.47)	0:23.38 [11] (0:11.31)	0:12.07 [7]						
Average Speed [km/h]	50.9	64.6	62.8	60.8	60.1	62.6	63.6	59.8						
Top Speed [km/h]	64.7	65.8	64.4	62.0	62.5	64.8	64.7	61.8						
Avg. Dist. to Rail [m]	12.0	3.6	2.1	0.6	0.8	0.7	0.4	0.8						
Avg. Stride Freq. [Hz]	2.2	2.3	2.3	2.3	2.3	2.3	2.4	2.3						
Avg. Stride Length [m]	6.5	7.6	7.6	7.4	7.3	7.4	7.5	7.2						



- [] Ranking at each section and finish
- .-.- No data available at this section
- NA No data available



Horse/Jockey Name	Hellavadancer
Final Rank	4
Fastest Section Time (Section)	0:10.98 (1400m)
Top Speed [km/h] (Section)	67.1 (1400m)
Race State	Finished

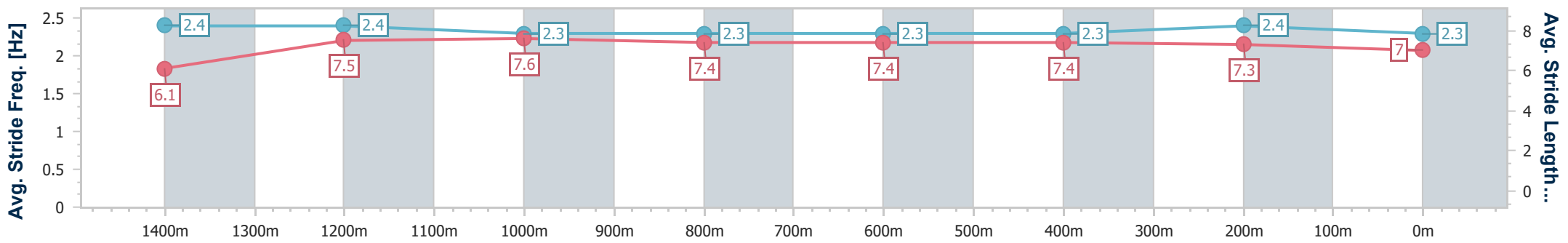
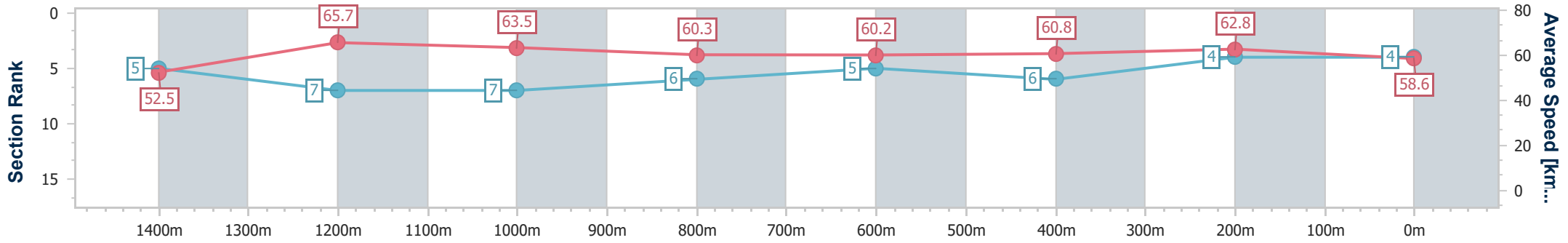


Eagle Farm QLD Professional
 Race 9: GIRLS DAY OUT 4 MARCH QTIS Three-Year-Old
 BENCHMARK 72 Handicap - 1600m
 18 February 2023 - 17:13
 Track Rating: Good 4, Weather: Fine, Rail Position: +2m Entire
 Course



BRISBANE
 RACING CLUB

Section	Overall	1400m	1200m	1000m	800m	600m	400m	200m						
Section Times	1:35.73 [4] (0:13.73)	1:22.00 [5] (0:10.98)	1:11.02 [7] (0:11.36)	0:59.66 [7] (0:12.04)	0:47.62 [6] (0:12.02)	0:35.60 [5] (0:11.84)	0:23.76 [6] (0:11.47)	0:12.29 [4] (0:12.29)						
Average Speed [km/h]	52.5	65.7	63.5	60.3	60.2	60.8	62.8	58.6						
Top Speed [km/h]	66.8	67.1	64.7	62.4	61.1	62.5	63.2	62.0						
Avg. Dist. to Rail [m]	5.2	1.8	2.3	1.7	1.2	0.3	3.4	5.6						
Avg. Stride Freq. [Hz]	2.4	2.4	2.3	2.3	2.3	2.3	2.4	2.3						
Avg. Stride Length [m]	6.1	7.5	7.6	7.4	7.4	7.4	7.3	7.0						



- [] Ranking at each section and finish
- .-.- No data available at this section
- NA No data available



Horse/Jockey Name	Red Top
Final Rank	5
Fastest Section Time (Section)	0:10.89 (1400m)
Top Speed [km/h] (Section)	67.0 (1400m)
Race State	Finished

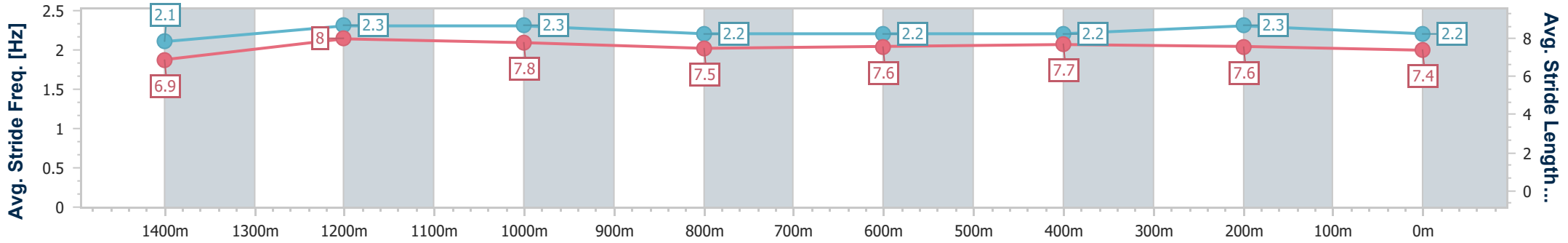
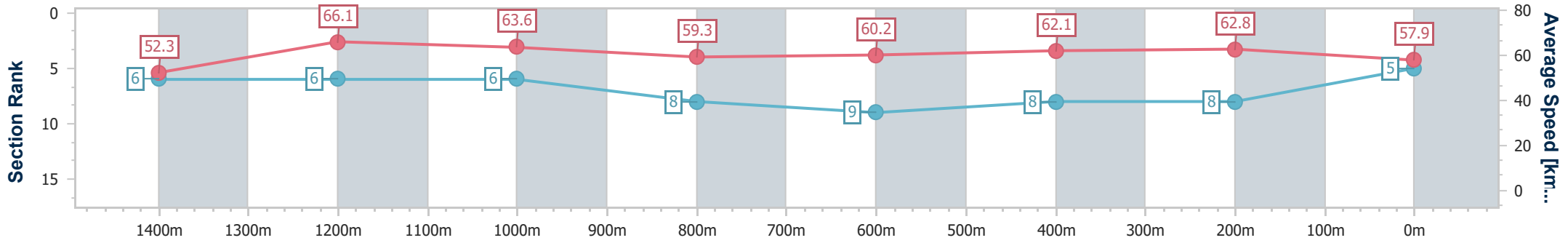


Eagle Farm QLD Professional
 Race 9: GIRLS DAY OUT 4 MARCH QTIS Three-Year-Old
 BENCHMARK 72 Handicap - 1600m
 18 February 2023 - 17:13
 Track Rating: Good 4, Weather: Fine, Rail Position: +2m Entire
 Course



BRISBANE
 RACING CLUB

Section	Overall	1400m	1200m	1000m	800m	600m	400m	200m						
Section Times	1:36.05 [5] (0:13.79)	1:22.26 [6] (0:10.89)	1:11.37 [6] (0:11.34)	1:00.03 [6] (0:12.29)	0:47.74 [8] (0:12.08)	0:35.66 [9] (0:11.73)	0:23.93 [8] (0:11.50)	0:12.43 [8] (0:12.43)						
Average Speed [km/h]	52.3	66.1	63.6	59.3	60.2	62.1	62.8	57.9						
Top Speed [km/h]	65.6	67.0	66.7	60.3	62.0	63.9	64.2	61.0						
Avg. Dist. to Rail [m]	6.4	0.8	2.0	2.6	2.7	2.6	8.4	9.3						
Avg. Stride Freq. [Hz]	2.1	2.3	2.3	2.2	2.2	2.2	2.3	2.2						
Avg. Stride Length [m]	6.9	8.0	7.8	7.5	7.6	7.7	7.6	7.4						



- [] Ranking at each section and finish
- .-.- No data available at this section
- NA No data available



Horse/Jockey Name	Alfa Lily
Final Rank	6
Fastest Section Time (Section)	0:10.61 (1400m)
Top Speed [km/h] (Section)	70.0 (1400m)
Race State	Finished

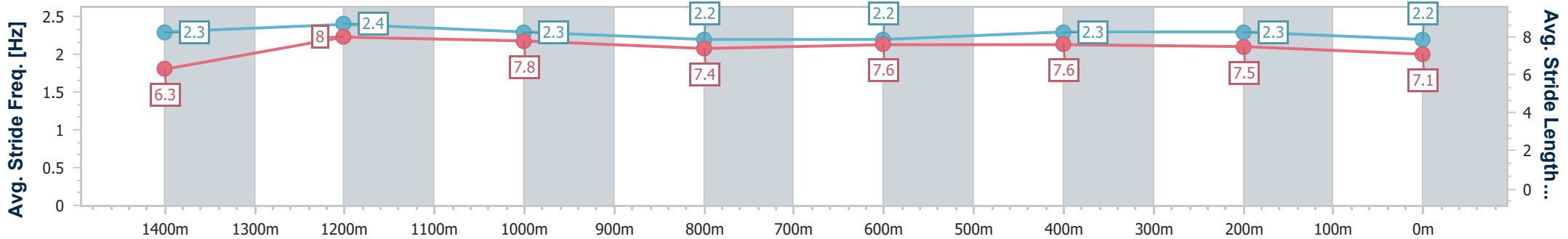
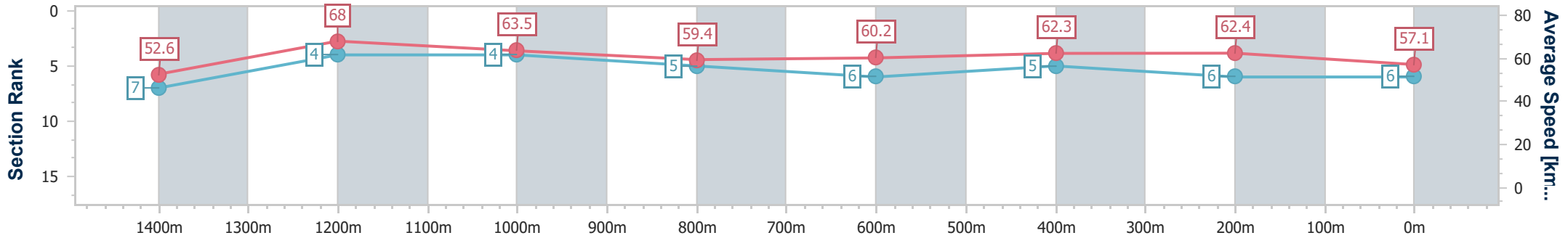


Eagle Farm QLD Professional
 Race 9: GIRLS DAY OUT 4 MARCH QTIS Three-Year-Old
 BENCHMARK 72 Handicap - 1600m
 18 February 2023 - 17:13
 Track Rating: Good 4, Weather: Fine, Rail Position: +2m Entire
 Course



BRISBANE
 RACING CLUB

Section	Overall	1400m	1200m	1000m	800m	600m	400m	200m
Section Times	1:36.11 [6] (0:13.80)	1:22.31 [7] (0:10.61)	1:11.70 [4] (0:11.36)	1:00.34 [4] (0:12.30)	0:48.04 [5] (0:12.13)	0:35.91 [6] (0:11.74)	0:24.17 [5] (0:11.56)	0:12.61 [6] (0:12.61)
Average Speed [km/h]	52.6	68.0	63.5	59.4	60.2	62.3	62.4	57.1
Top Speed [km/h]	68.7	70.0	65.8	61.2	61.5	64.0	64.0	60.0
Avg. Dist. to Rail [m]	14.2	3.1	1.7	2.8	3.4	3.3	6.4	5.6
Avg. Stride Freq. [Hz]	2.3	2.4	2.3	2.2	2.2	2.3	2.3	2.2
Avg. Stride Length [m]	6.3	8.0	7.8	7.4	7.6	7.6	7.5	7.1



- [] Ranking at each section and finish
- .-.- No data available at this section
- NA No data available



Horse/Jockey Name	Porky
Final Rank	7
Fastest Section Time (Section)	0:10.74 (1400m)
Top Speed [km/h] (Section)	68.2 (1400m)
Race State	Finished

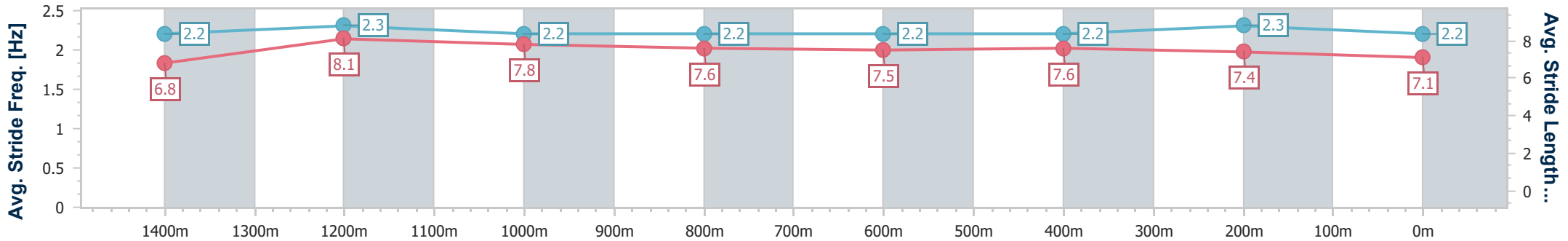
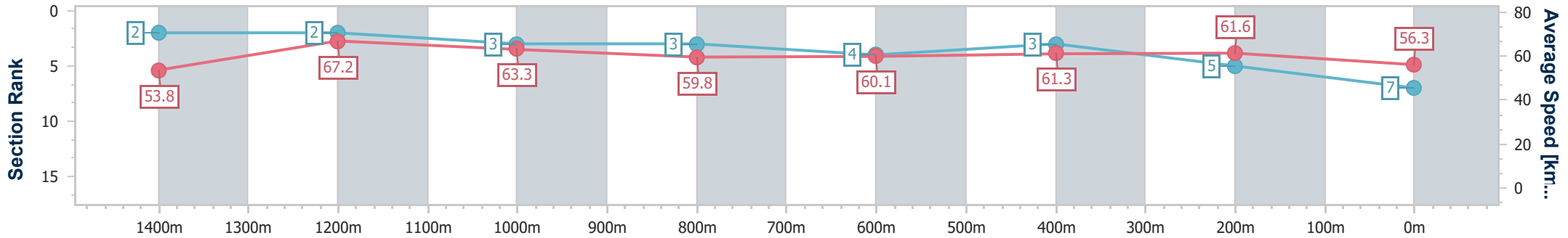


Eagle Farm QLD Professional
 Race 9: GIRLS DAY OUT 4 MARCH QTIS Three-Year-Old
 BENCHMARK 72 Handicap - 1600m
 18 February 2023 - 17:13
 Track Rating: Good 4, Weather: Fine, Rail Position: +2m Entire
 Course



BRISBANE
 RACING CLUB

Section	Overall	1400m	1200m	1000m	800m	600m	400m	200m
Section Times	1:36.25 [7] (0:13.44)	1:22.81 [2] (0:10.74)	1:12.07 [2] (0:11.41)	1:00.66 [3] (0:12.22)	0:48.44 [3] (0:12.15)	0:36.29 [4] (0:11.81)	0:24.48 [3] (0:11.69)	0:12.79 [5] (0:12.79)
Average Speed [km/h]	53.8	67.2	63.3	59.8	60.1	61.3	61.6	56.3
Top Speed [km/h]	68.2	68.2	65.6	60.7	60.7	63.0	62.4	60.2
Avg. Dist. to Rail [m]	12.9	3.0	3.3	3.2	2.8	1.5	4.5	5.0
Avg. Stride Freq. [Hz]	2.2	2.3	2.2	2.2	2.2	2.2	2.3	2.2
Avg. Stride Length [m]	6.8	8.1	7.8	7.6	7.5	7.6	7.4	7.1



- [] Ranking at each section and finish
- .-.- No data available at this section
- NA No data available



Horse/Jockey Name	Desert Mist
Final Rank	8
Fastest Section Time (Section)	0:10.90 (1400m)
Top Speed [km/h] (Section)	68.3 (1400m)
Race State	Finished

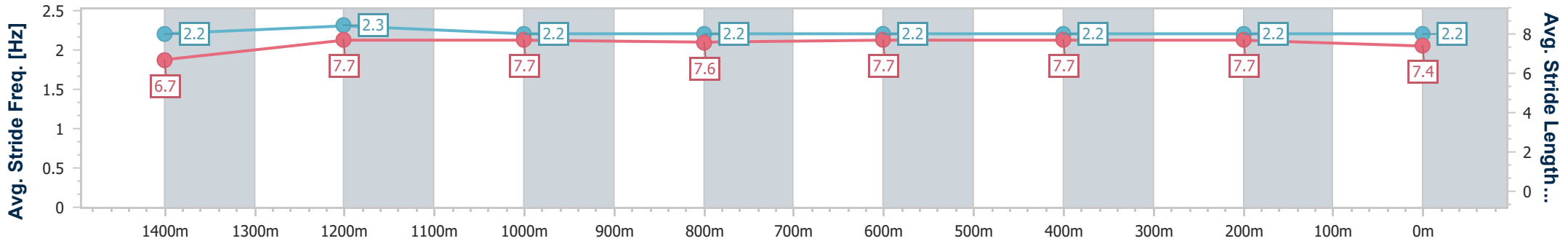
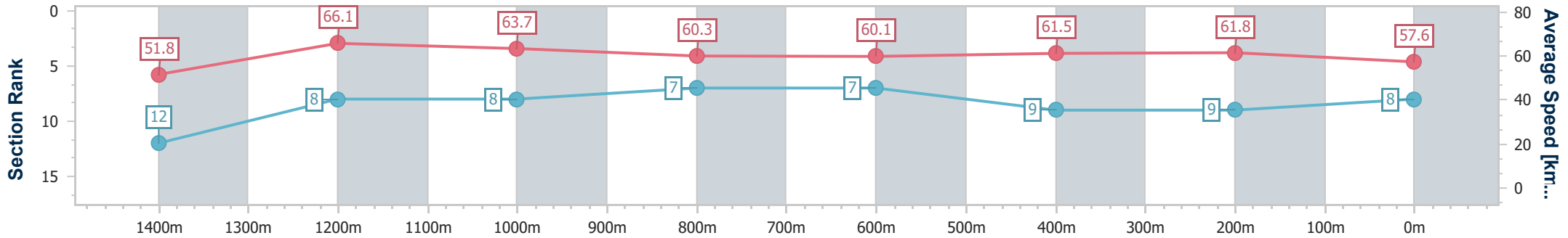


Eagle Farm QLD Professional
 Race 9: GIRLS DAY OUT 4 MARCH QTIS Three-Year-Old
 BENCHMARK 72 Handicap - 1600m
 18 February 2023 - 17:13
 Track Rating: Good 4, Weather: Fine, Rail Position: +2m Entire
 Course



BRISBANE
 RACING CLUB

Section	Overall	1400m	1200m	1000m	800m	600m	400m	200m
Section Times	1:36.27 [8] (0:13.97)	1:22.30 [12] (0:10.90)	1:11.40 [8] (0:11.31)	1:00.09 [8] (0:12.06)	0:48.03 [7] (0:12.09)	0:35.94 [7] (0:11.79)	0:24.15 [9] (0:11.64)	0:12.51 [9] (0:12.51)
Average Speed [km/h]	51.8	66.1	63.7	60.3	60.1	61.5	61.8	57.6
Top Speed [km/h]	67.1	68.3	64.6	61.7	61.5	64.2	63.0	60.5
Avg. Dist. to Rail [m]	7.7	1.3	1.8	1.7	2.1	1.9	4.0	2.9
Avg. Stride Freq. [Hz]	2.2	2.3	2.2	2.2	2.2	2.2	2.2	2.2
Avg. Stride Length [m]	6.7	7.7	7.7	7.6	7.7	7.7	7.7	7.4



- [] Ranking at each section and finish
- .-.- No data available at this section
- NA No data available



Horse/Jockey Name	Zhuang Shi
Final Rank	9
Fastest Section Time (Section)	0:10.68 (1400m)
Top Speed [km/h] (Section)	69.0 (1400m)
Race State	Finished

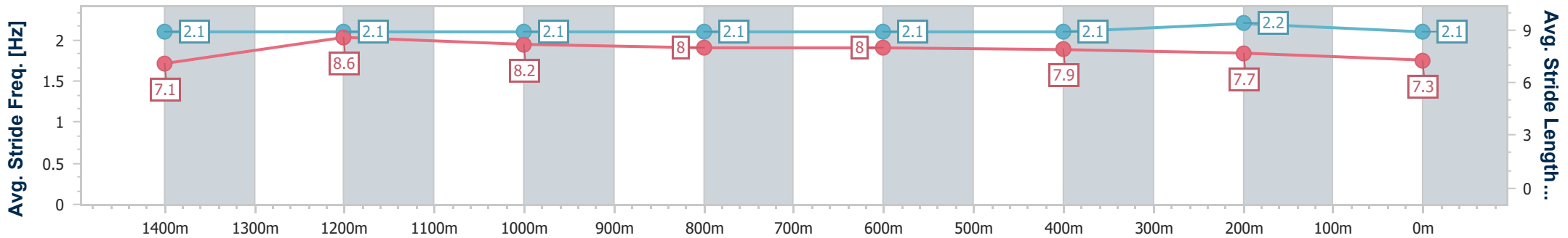
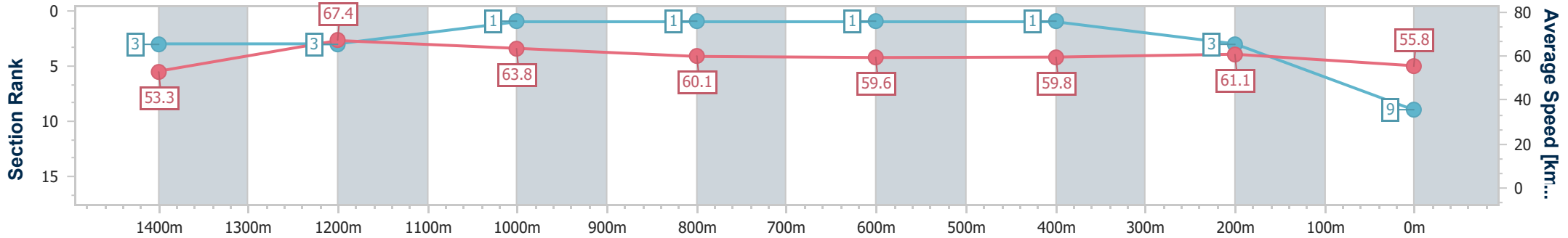


Eagle Farm QLD Professional
 Race 9: GIRLS DAY OUT 4 MARCH QTIS Three-Year-Old
 BENCHMARK 72 Handicap - 1600m
 18 February 2023 - 17:13
 Track Rating: Good 4, Weather: Fine, Rail Position: +2m Entire
 Course



BRISBANE
 RACING CLUB

Section	Overall	1400m	1200m	1000m	800m	600m	400m	200m						
Section Times	1:36.35 [9] (0:13.57)	1:22.78 [3] (0:10.68)	1:12.10 [3] (0:11.27)	1:00.83 [1] (0:12.04)	0:48.79 [1] (0:12.13)	0:36.66 [1] (0:11.98)	0:24.68 [1] (0:11.78)	0:12.90 [3] (0:12.90)						
Average Speed [km/h]	53.3	67.4	63.8	60.1	59.6	59.8	61.1	55.8						
Top Speed [km/h]	67.2	69.0	66.5	61.3	60.3	61.4	62.0	58.9						
Avg. Dist. to Rail [m]	11.0	1.5	0.4	0.7	0.8	0.8	0.4	1.0						
Avg. Stride Freq. [Hz]	2.1	2.1	2.1	2.1	2.1	2.1	2.2	2.1						
Avg. Stride Length [m]	7.1	8.6	8.2	8.0	8.0	7.9	7.7	7.3						



- [] Ranking at each section and finish
- .-.- No data available at this section
- NA No data available



Horse/Jockey Name	Red Star Rubi
Final Rank	10
Fastest Section Time (Section)	0:11.07 (1400m)
Top Speed [km/h] (Section)	66.0 (1400m)
Race State	Finished

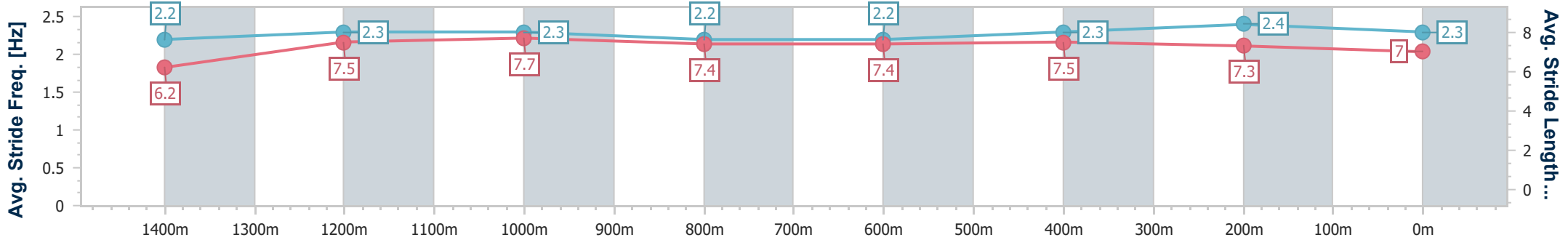
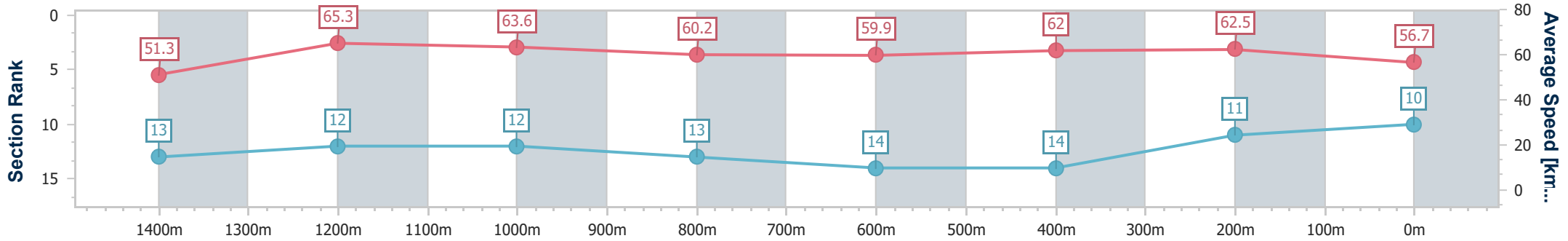


Eagle Farm QLD Professional
 Race 9: GIRLS DAY OUT 4 MARCH QTIS Three-Year-Old
 BENCHMARK 72 Handicap - 1600m
 18 February 2023 - 17:13
 Track Rating: Good 4, Weather: Fine, Rail Position: +2m Entire
 Course



BRISBANE
 RACING CLUB

Section	Overall	1400m	1200m	1000m	800m	600m	400m	200m
Section Times	1:36.57 [10] (0:14.07)	1:22.50 [13] (0:11.07)	1:11.43 [12] (0:11.34)	1:00.09 [12] (0:12.11)	0:47.98 [13] (0:12.14)	0:35.84 [14] (0:11.63)	0:24.21 [14] (0:11.53)	0:12.68 [11] (0:12.68)
Average Speed [km/h]	51.3	65.3	63.6	60.2	59.9	62.0	62.5	56.7
Top Speed [km/h]	65.9	66.0	65.4	62.3	62.4	64.0	64.4	60.5
Avg. Dist. to Rail [m]	10.4	2.4	2.5	2.9	1.8	0.6	3.0	2.8
Avg. Stride Freq. [Hz]	2.2	2.3	2.3	2.2	2.2	2.3	2.4	2.3
Avg. Stride Length [m]	6.2	7.5	7.7	7.4	7.4	7.5	7.3	7.0



- [] Ranking at each section and finish
- .-.- No data available at this section
- NA No data available



Horse/Jockey Name	Spooky Spirit
Final Rank	11
Fastest Section Time (Section)	0:11.08 (1400m)
Top Speed [km/h] (Section)	65.9 (1400m)
Race State	Finished

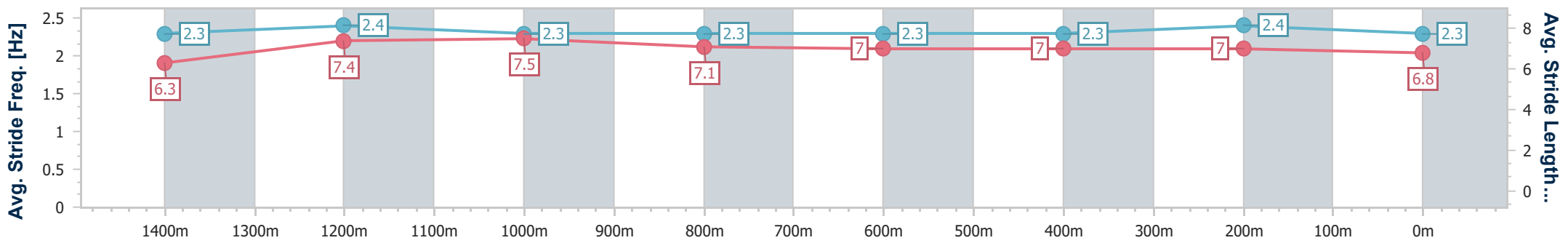
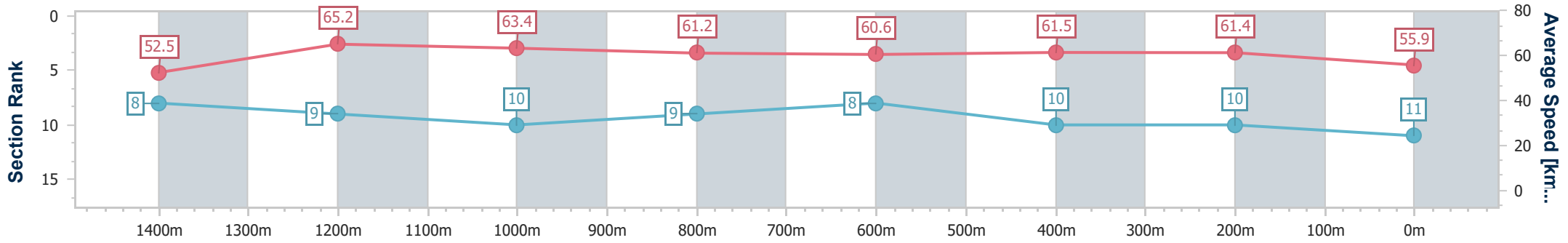


Eagle Farm QLD Professional
 Race 9: GIRLS DAY OUT 4 MARCH QTIS Three-Year-Old
 BENCHMARK 72 Handicap - 1600m
 18 February 2023 - 17:13
 Track Rating: Good 4, Weather: Fine, Rail Position: +2m Entire
 Course



BRISBANE
 RACING CLUB

Section	Overall	1400m	1200m	1000m	800m	600m	400m	200m						
Section Times	1:36.58 [11] (0:13.78)	1:22.80 [8] (0:11.08)	1:11.72 [9] (0:11.39)	1:00.33 [10] (0:11.99)	0:48.34 [9] (0:11.98)	0:36.36 [8] (0:11.75)	0:24.61 [10] (0:11.74)	0:12.87 [10] (0:12.87)						
Average Speed [km/h]	52.5	65.2	63.4	61.2	60.6	61.5	61.4	55.9						
Top Speed [km/h]	65.3	65.9	64.3	61.7	61.4	62.8	62.9	59.2						
Avg. Dist. to Rail [m]	9.0	4.6	5.2	3.7	1.4	1.3	6.8	5.5						
Avg. Stride Freq. [Hz]	2.3	2.4	2.3	2.3	2.3	2.3	2.4	2.3						
Avg. Stride Length [m]	6.3	7.4	7.5	7.1	7.0	7.0	7.0	6.8						



- [] Ranking at each section and finish
- .-.- No data available at this section
- NA No data available



Horse/Jockey Name	Better Rain
Final Rank	12
Fastest Section Time (Section)	0:11.01 (1400m)
Top Speed [km/h] (Section)	66.4 (1400m)
Race State	Finished

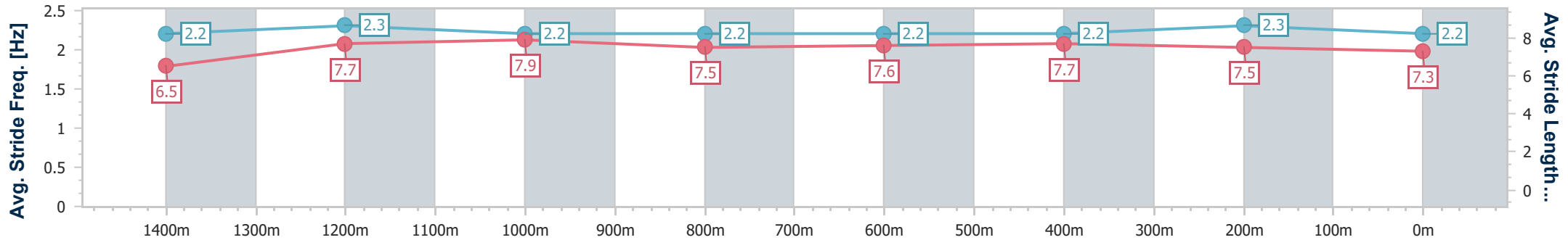
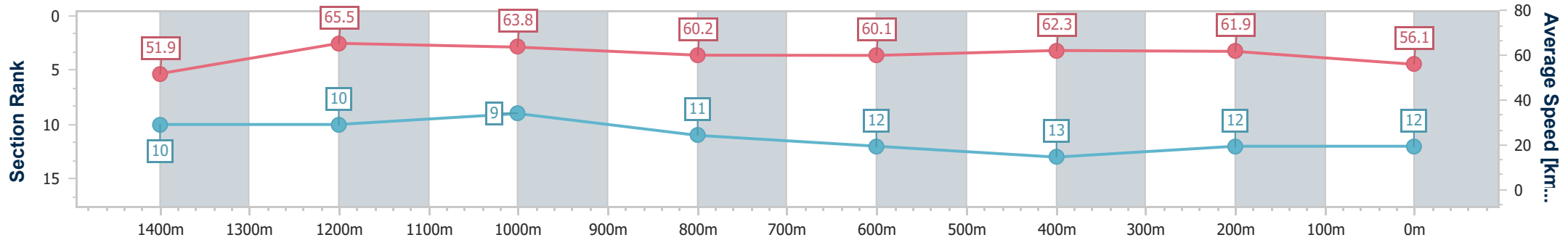


Eagle Farm QLD Professional
 Race 9: GIRLS DAY OUT 4 MARCH QTIS Three-Year-Old
 BENCHMARK 72 Handicap - 1600m
 18 February 2023 - 17:13
 Track Rating: Good 4, Weather: Fine, Rail Position: +2m Entire
 Course



BRISBANE
 RACING CLUB

Section	Overall	1400m	1200m	1000m	800m	600m	400m	200m					
Section Times	1:36.74 [12] (0:13.89)	1:22.85 [10] (0:11.01)	1:11.84 [10] (0:11.31)	1:00.53 [9] (0:12.17)	0:48.36 [11] (0:12.18)	0:36.18 [12] (0:11.69)	0:24.49 [13] (0:11.62)	0:12.87 [12] (0:12.87)					
Average Speed [km/h]	51.9	65.5	63.8	60.2	60.1	62.3	61.9	56.1					
Top Speed [km/h]	65.5	66.4	65.4	61.8	61.2	63.6	63.6	59.8					
Avg. Dist. to Rail [m]	7.5	1.4	2.7	3.6	3.4	2.4	6.8	6.1					
Avg. Stride Freq. [Hz]	2.2	2.3	2.2	2.2	2.2	2.2	2.3	2.2					
Avg. Stride Length [m]	6.5	7.7	7.9	7.5	7.6	7.7	7.5	7.3					



- [] Ranking at each section and finish
- .-.- No data available at this section
- NA No data available



Horse/Jockey Name	Possover
Final Rank	13
Fastest Section Time (Section)	0:11.28 (1400m)
Top Speed [km/h] (Section)	65.4 (1400m)
Race State	Finished

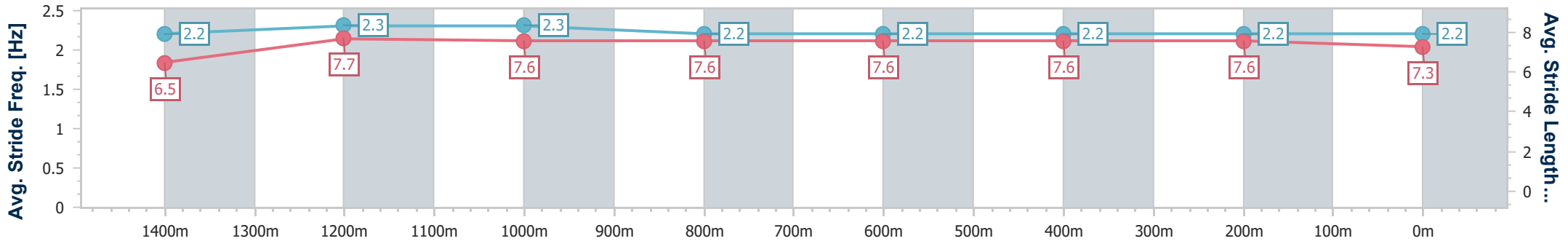
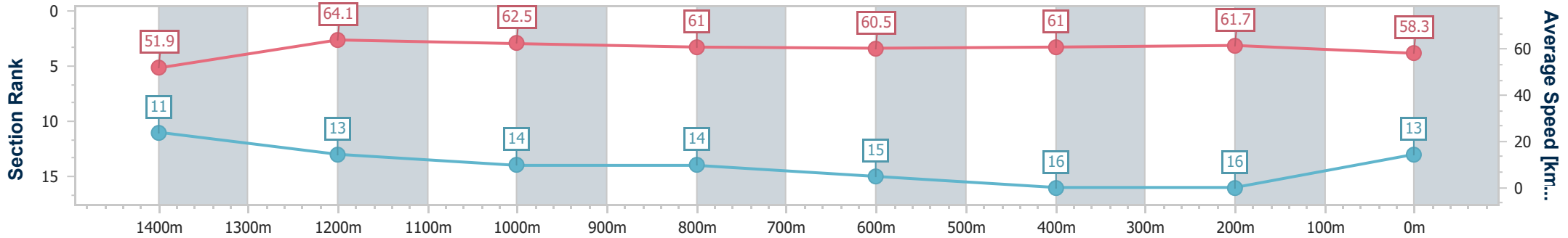


Eagle Farm QLD Professional
 Race 9: GIRLS DAY OUT 4 MARCH QTIS Three-Year-Old
 BENCHMARK 72 Handicap - 1600m
 18 February 2023 - 17:13
 Track Rating: Good 4, Weather: Fine, Rail Position: +2m Entire
 Course



BRISBANE
 RACING CLUB

Section	Overall	1400m	1200m	1000m	800m	600m	400m	200m						
Section Times	1:36.84 [13] (0:13.94)	1:22.90 [11] (0:11.28)	1:11.62 [13] (0:11.53)	1:00.09 [14] (0:12.02)	0:48.07 [14] (0:12.08)	0:35.99 [15] (0:11.95)	0:24.04 [16] (0:11.68)	0:12.36 [16] (0:12.36)						
Average Speed [km/h]	51.9	64.1	62.5	61.0	60.5	61.0	61.7	58.3						
Top Speed [km/h]	65.4	65.4	63.5	61.8	61.4	61.5	63.1	60.2						
Avg. Dist. to Rail [m]	13.1	3.6	3.3	3.7	3.5	2.7	7.9	8.1						
Avg. Stride Freq. [Hz]	2.2	2.3	2.3	2.2	2.2	2.2	2.2	2.2						
Avg. Stride Length [m]	6.5	7.7	7.6	7.6	7.6	7.6	7.6	7.3						



- [] Ranking at each section and finish
- .-.- No data available at this section
- NA No data available



Horse/Jockey Name	Toolatamate
Final Rank	14
Fastest Section Time (Section)	0:11.21 (1400m)
Top Speed [km/h] (Section)	65.5 (1400m)
Race State	Finished

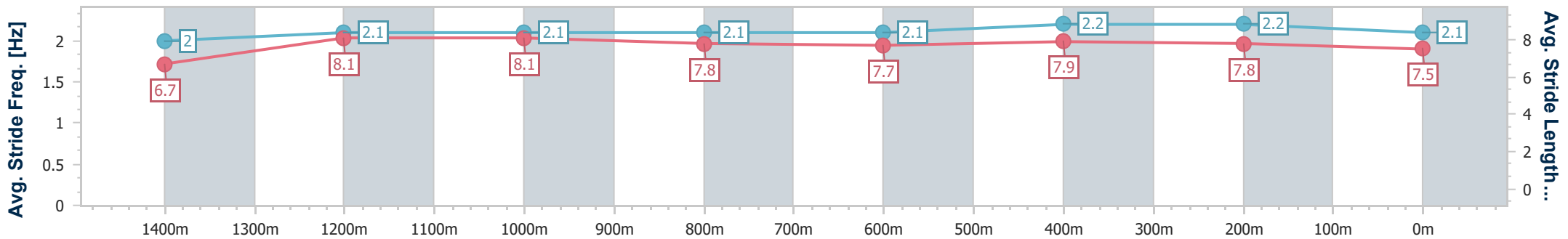
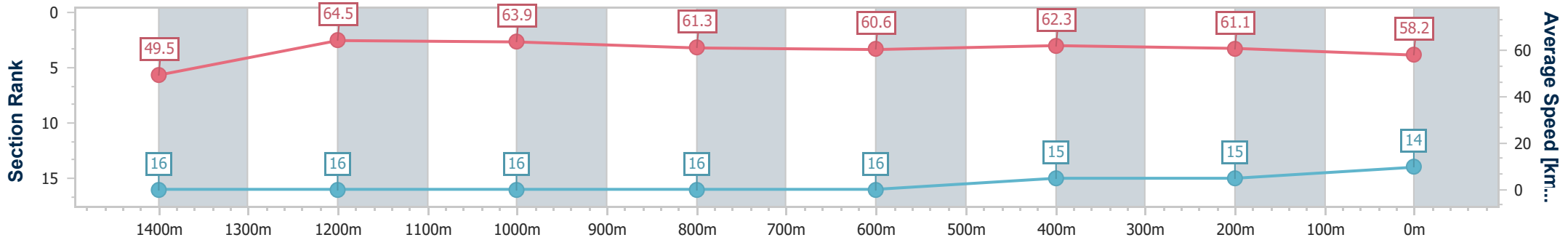


Eagle Farm QLD Professional
 Race 9: GIRLS DAY OUT 4 MARCH QTIS Three-Year-Old
 BENCHMARK 72 Handicap - 1600m
 18 February 2023 - 17:13
 Track Rating: Good 4, Weather: Fine, Rail Position: +2m Entire
 Course



BRISBANE
 RACING CLUB

Section	Overall	1400m	1200m	1000m	800m	600m	400m	200m						
Section Times	1:36.88 [14] (0:14.56)	1:22.32 [16] (0:11.21)	1:11.11 [16] (0:11.29)	0:59.82 [16] (0:11.94)	0:47.88 [16] (0:11.97)	0:35.91 [16] (0:11.75)	0:24.16 [15] (0:11.79)	0:12.37 [15] (0:12.37)						
Average Speed [km/h]	49.5	64.5	63.9	61.3	60.6	62.3	61.1	58.2						
Top Speed [km/h]	63.3	65.5	64.9	62.2	61.7	63.3	62.6	59.7						
Avg. Dist. to Rail [m]	9.6	3.7	3.2	2.9	2.2	3.2	9.2	9.0						
Avg. Stride Freq. [Hz]	2.0	2.1	2.1	2.1	2.1	2.2	2.2	2.1						
Avg. Stride Length [m]	6.7	8.1	8.1	7.8	7.7	7.9	7.8	7.5						



- [] Ranking at each section and finish
- .-.- No data available at this section
- NA No data available



Horse/Jockey Name	Executive Stress
Final Rank	15
Fastest Section Time (Section)	0:11.19 (1400m)
Top Speed [km/h] (Section)	66.2 (1400m)
Race State	Finished

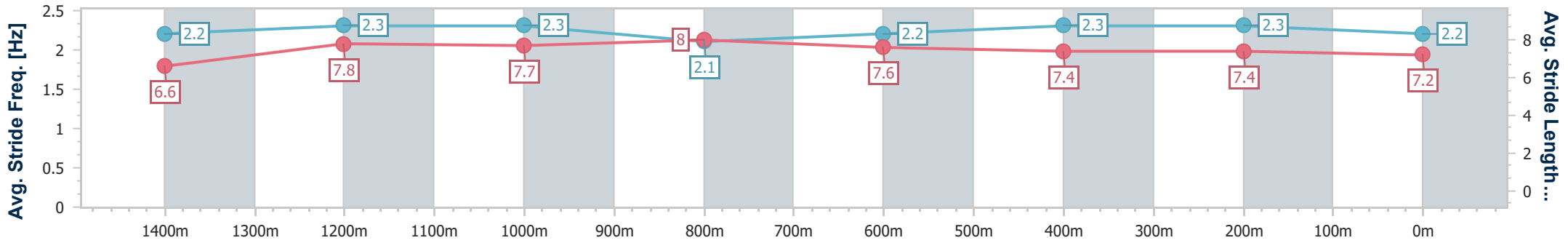
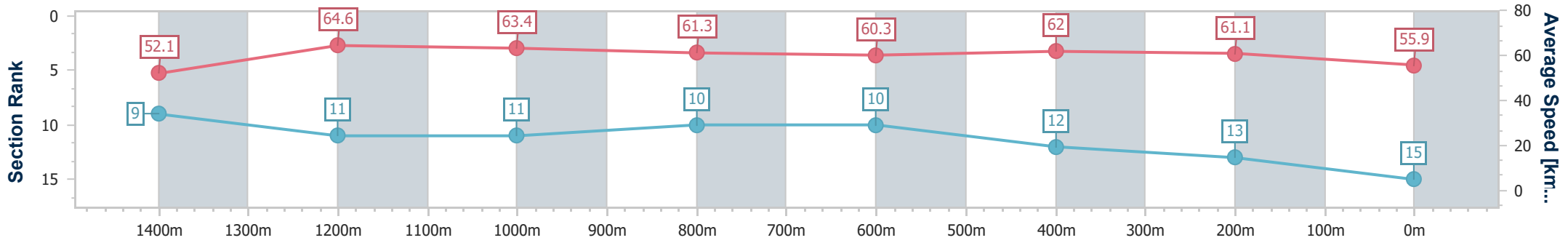


Eagle Farm QLD Professional
 Race 9: GIRLS DAY OUT 4 MARCH QTIS Three-Year-Old
 BENCHMARK 72 Handicap - 1600m
 18 February 2023 - 17:13
 Track Rating: Good 4, Weather: Fine, Rail Position: +2m Entire
 Course



BRISBANE
 RACING CLUB

Section	Overall	1400m	1200m	1000m	800m	600m	400m	200m						
Section Times	1:36.88 [15] (0:13.88)	1:23.00 [9] (0:11.19)	1:11.81 [11] (0:11.38)	1:00.43 [11] (0:11.98)	0:48.45 [10] (0:12.05)	0:36.40 [10] (0:11.73)	0:24.67 [12] (0:11.79)	0:12.88 [13] (0:12.88)						
Average Speed [km/h]	52.1	64.6	63.4	61.3	60.3	62.0	61.1	55.9						
Top Speed [km/h]	65.8	66.2	65.2	62.3	61.7	63.0	63.6	58.8						
Avg. Dist. to Rail [m]	9.9	3.1	3.8	3.7	2.3	2.3	7.6	6.4						
Avg. Stride Freq. [Hz]	2.2	2.3	2.3	2.1	2.2	2.3	2.3	2.2						
Avg. Stride Length [m]	6.6	7.8	7.7	8.0	7.6	7.4	7.4	7.2						



- [] Ranking at each section and finish
- .-.- No data available at this section
- NA No data available



Horse/Jockey Name	Skater
Final Rank	16
Fastest Section Time (Section)	0:10.73 (1400m)
Top Speed [km/h] (Section)	69.1 (Overall)
Race State	Finished

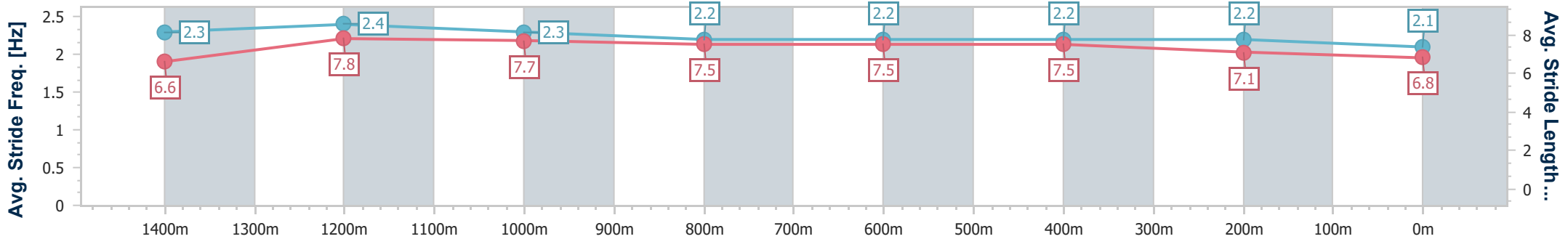
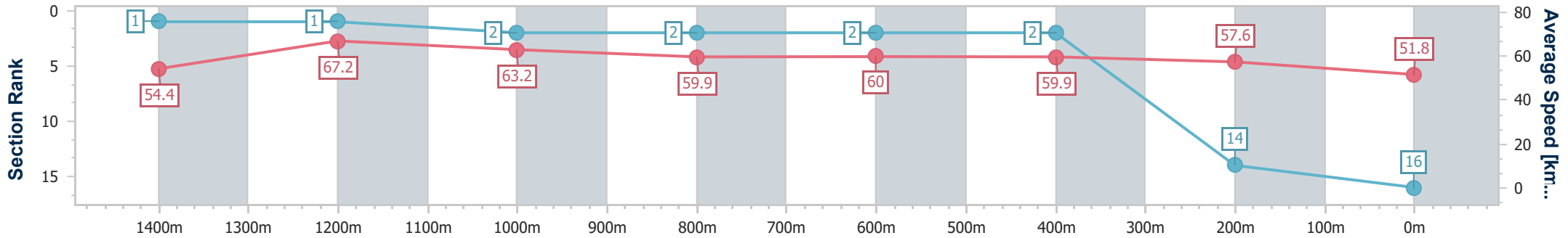


Eagle Farm QLD Professional
 Race 9: GIRLS DAY OUT 4 MARCH QTIS Three-Year-Old
 BENCHMARK 72 Handicap - 1600m
 18 February 2023 - 17:13
 Track Rating: Good 4, Weather: Fine, Rail Position: +2m Entire
 Course



BRISBANE
 RACING CLUB

Section	Overall	1400m	1200m	1000m	800m	600m	400m	200m						
Section Times	1:38.03 [16] (0:13.35)	1:24.68 [1] (0:10.73)	1:13.95 [1] (0:11.41)	1:02.54 [2] (0:12.12)	0:50.42 [2] (0:12.02)	0:38.40 [2] (0:12.01)	0:26.39 [2] (0:12.49)	0:13.90 [14] (0:13.90)						
Average Speed [km/h]	54.4	67.2	63.2	59.9	60.0	59.9	57.6	51.8						
Top Speed [km/h]	69.1	69.1	65.2	61.0	60.5	60.4	60.5	54.8						
Avg. Dist. to Rail [m]	16.1	4.7	2.7	1.5	0.4	0.4	2.8	2.3						
Avg. Stride Freq. [Hz]	2.3	2.4	2.3	2.2	2.2	2.2	2.2	2.1						
Avg. Stride Length [m]	6.6	7.8	7.7	7.5	7.5	7.5	7.1	6.8						



- [] Ranking at each section and finish
- .-.- No data available at this section
- NA No data available