



Eagle Farm QLD Professional
Race 4: QTIS JEWEL RACEDAY 18 MARCH BENCHMARK 90 Handicap - 2200m
18 February 2023 - 13:47



BRISBANE
RACING CLUB

Track Rating: Good 4, Weather: Fine, Rail Position: +2m Entire Course

Section		Overall	2000m	1800m	1600m	1400m	1200m	1000m	Last 600m				
Field Times		2:15.69 (0:14.87)	2:00.82 (0:12.08)	1:48.74 (0:12.68)	1:36.06 (0:12.44)	1:23.62 (0:11.89)	1:11.73 (0:11.81)	0:59.92 (0:11.57)	0:36.79				
Rank	TAB Horse/Jockey	Barrier	Top Speed [km/h]	Fastest Section									Distance Travelled [m]
1	3 HEAD OF STATE Jim Byrne	7	63.7 600m	0:11.51 800m	2:15.69 [1] (0:15.48)	2:00.21 [5] (0:12.20)	1:48.01 [5] (0:12.71)	1:35.30 [5] (0:12.37)	1:22.93 [5] (0:11.95)	1:10.98 [5] (0:11.80)	0:59.18 [5] (0:11.67)	0:36.00	
2	5 HOSTAGE OF WAR Billie-Rose Andrew	3	63.5 1000m	0:11.56 800m	2:15.87 [2] (0:14.87)	2:01.00 [1] (0:12.08)	1:48.92 [1] (0:12.68)	1:36.24 [1] (0:12.44)	1:23.80 [1] (0:11.89)	1:11.91 [1] (0:11.81)	1:00.10 [1] (0:11.57)	0:36.97	-11
3	6 SCARLET TUFTY Ben Thompson	6	63.0 1000m	0:11.53 800m	2:16.10 [3] (0:14.96)	2:01.14 [2] (0:12.08)	1:49.06 [2] (0:12.65)	1:36.41 [2] (0:12.42)	1:23.99 [2] (0:11.95)	1:12.04 [2] (0:11.82)	1:00.22 [2] (0:11.68)	0:37.01	-7
4	7 TWO SMOKIN BARRELS Samantha Collett	1	63.8 800m	0:11.53 800m	2:16.18 [4] (0:15.18)	2:01.00 [3] (0:12.10)	1:48.90 [3] (0:12.72)	1:36.18 [3] (0:12.43)	1:23.75 [3] (0:11.93)	1:11.82 [3] (0:11.85)	0:59.97 [3] (0:11.64)	0:36.80	-10
5	4 TAPPY'S LAD Mark Du Plessis	2	63.4 800m	0:11.53 800m	2:16.42 [5] (0:15.18)	2:01.24 [4] (0:12.19)	1:49.05 [4] (0:12.74)	1:36.31 [4] (0:12.43)	1:23.88 [4] (0:11.97)	1:11.91 [4] (0:11.83)	1:00.08 [4] (0:11.72)	0:36.83	-4
6	8 LETS TORQUE A DEEL Melea Castle	4	62.7 1000m	0:11.67 800m	2:17.43 [6] (0:15.49)	2:01.94 [6] (0:12.16)	1:49.78 [6] (0:12.82)	1:36.96 [6] (0:12.39)	1:24.57 [6] (0:11.91)	1:12.66 [6] (0:11.69)	1:00.97 [6] (0:11.77)	0:37.53	-15

Scratched: First In Line (#2), Barade (#1)

[] Ranking at each section and finish
 -:-:- No data available at this section
 NA No data available

SCN Saddle cloth number
 DNF Did not finish
 DNT Did not track



Eagle Farm QLD Professional

Race 4: QTIS JEWEL RACEDAY 18 MARCH BENCHMARK 90 Handicap - 2200m

18 February 2023 - 13:47



BRISBANE
RACING CLUB

Track Rating: Good 4, Weather: Fine, Rail Position: +2m Entire Course

Section				800m	600m	400m	200m			Last 600m	
Field Times				0:48.35 (0:11.56)	0:36.79 (0:11.78)	0:25.01 (0:12.30)	0:12.71 (0:12.71)			0:36.79	
Rank	TAB Horse/Jockey	Barrier	Top Speed [km/h]	Fastest Section					Margin	Distance Travelled [m]	
1	3 HEAD OF STATE Jim Byrne	7	63.7 600m	0:11.51 800m	0:47.51 [5] (0:11.51)	0:36.00 [5] (0:11.53)	0:24.47 [4] (0:11.76)	0:12.71 [1] (0:12.71)	2:15.69	0:36.00	
2	5 HOSTAGE OF WAR Billie-Rose Andrew	3	63.5 1000m	0:11.56 800m	0:48.53 [1] (0:11.56)	0:36.97 [1] (0:11.78)	0:25.19 [1] (0:12.33)	0:12.86 [2] (0:12.86)	1.1L	0:36.97	-11
3	6 SCARLET TUFTY Ben Thompson	6	63.0 1000m	0:11.53 800m	0:48.54 [2] (0:11.53)	0:37.01 [2] (0:11.76)	0:25.25 [2] (0:12.21)	0:13.04 [3] (0:13.04)	2.41L	0:37.01	-7
4	7 TWO SMOKIN BARRELS Samantha Collett	1	63.8 800m	0:11.53 800m	0:48.33 [3] (0:11.53)	0:36.80 [3] (0:11.69)	0:25.11 [3] (0:12.13)	0:12.98 [4] (0:12.98)	2.87L	0:36.80	-10
5	4 TAPPY'S LAD Mark Du Plessis	2	63.4 800m	0:11.53 800m	0:48.36 [4] (0:11.53)	0:36.83 [4] (0:11.91)	0:24.92 [5] (0:12.14)	0:12.78 [5] (0:12.78)	4.3L	0:36.83	-4
6	8 LETS TORQUE A DEEL Melea Castle	4	62.7 1000m	0:11.67 800m	0:49.20 [6] (0:11.67)	0:37.53 [6] (0:12.00)	0:25.53 [6] (0:12.45)	0:13.08 [6] (0:13.08)	10.27L	0:37.53	-15

Scratched: First In Line (#2), Barade (#1)

[] Ranking at each section and finish
 -:-:-:- No data available at this section
 NA No data available

SCN Saddle cloth number
 DNF Did not finish
 DNT Did not track



Horse/Jockey Name	Head Of State
Final Rank	1
Fastest Section Time (Section)	0:11.51 (800m)
Top Speed [km/h] (Section)	63.7 (600m)
Race State	Finished

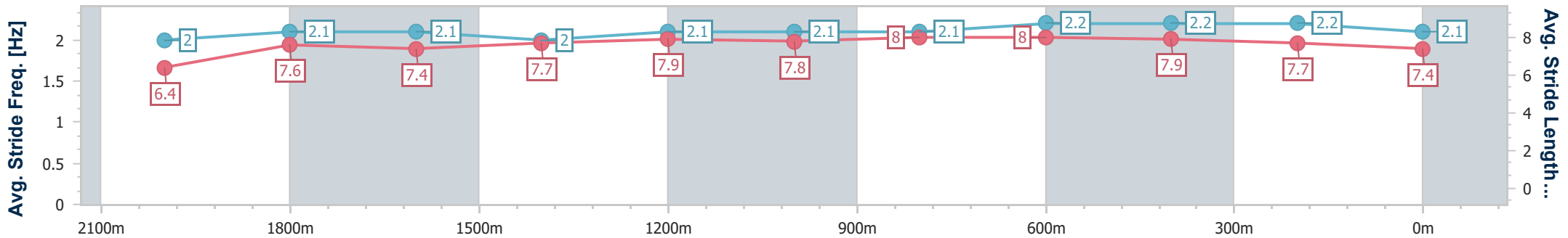
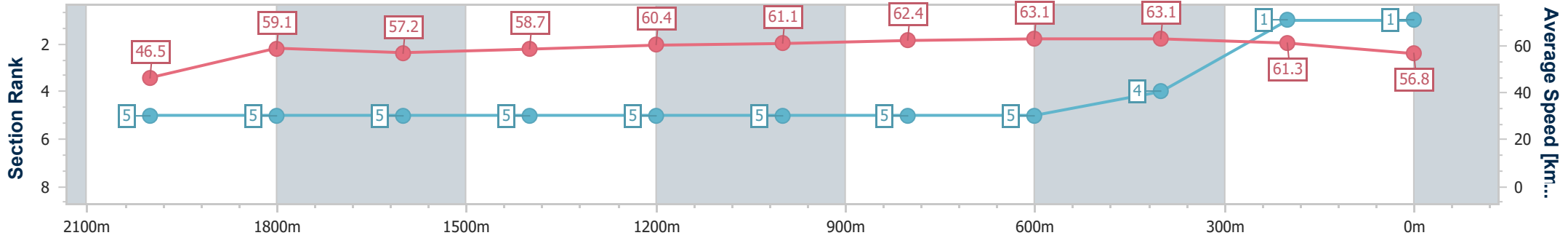


Eagle Farm QLD Professional
 Race 4: QTIS JEWEL RACEDAY 18 MARCH BENCHMARK 90
 Handicap - 2200m
 18 February 2023 - 13:47
 Track Rating: Good 4, Weather: Fine, Rail Position: +2m Entire Course



BRISBANE
 RACING CLUB

Section	Overall	2000m	1800m	1600m	1400m	1200m	1000m	800m	600m	400m	200m
Section Times	2:15.69 [1] (0:15.48)	2:00.21 [5] (0:12.20)	1:48.01 [5] (0:12.71)	1:35.30 [5] (0:12.37)	1:22.93 [5] (0:11.95)	1:10.98 [5] (0:11.80)	0:59.18 [5] (0:11.67)	0:47.51 [5] (0:11.51)	0:36.00 [5] (0:11.53)	0:24.47 [4] (0:11.76)	0:12.71 [1] (0:12.71)
Average Speed [km/h]	46.5	59.1	57.2	58.7	60.4	61.1	62.4	63.1	63.1	61.3	56.8
Top Speed [km/h]	59.1	60.2	58.0	59.8	61.2	61.7	63.5	63.6	63.7	62.5	59.2
Avg. Dist. to Rail [m]	3.3	0.8	1.8	2.4	2.5	3.0	2.4	2.0	2.1	3.0	4.3
Avg. Stride Freq. [Hz]	2.0	2.1	2.1	2.0	2.1	2.1	2.1	2.2	2.2	2.2	2.1
Avg. Stride Length [m]	6.4	7.6	7.4	7.7	7.9	7.8	8.0	8.0	7.9	7.7	7.4



- [] Ranking at each section and finish
- .-.- No data available at this section
- NA No data available



Horse/Jockey Name	Hostage Of War
Final Rank	2
Fastest Section Time (Section)	0:11.56 (800m)
Top Speed [km/h] (Section)	63.5 (1000m)
Race State	Finished

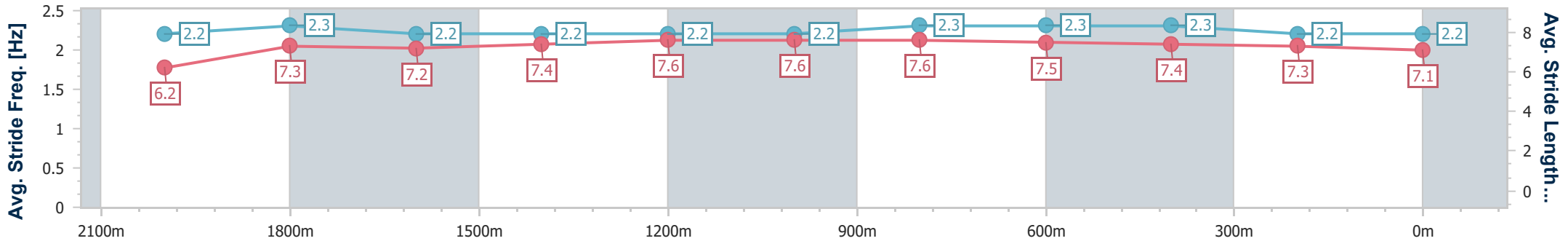
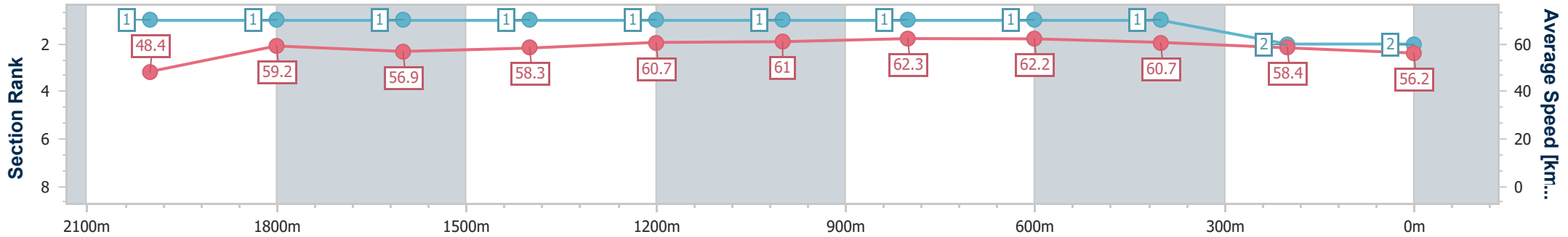


Eagle Farm QLD Professional
 Race 4: QTIS JEWEL RACEDAY 18 MARCH BENCHMARK 90
 Handicap - 2200m
 18 February 2023 - 13:47
 Track Rating: Good 4, Weather: Fine, Rail Position: +2m Entire Course



BRISBANE
 RACING CLUB

Section	Overall	2000m	1800m	1600m	1400m	1200m	1000m	800m	600m	400m	200m		
Section Times	2:15.87 [2] (0:14.87)	2:01.00 [1] (0:12.08)	1:48.92 [1] (0:12.68)	1:36.24 [1] (0:12.44)	1:23.80 [1] (0:11.89)	1:11.91 [1] (0:11.81)	1:00.10 [1] (0:11.57)	0:48.53 [1] (0:11.56)	0:36.97 [1] (0:11.78)	0:25.19 [1] (0:12.33)	0:12.86 [2] (0:12.86)		
Average Speed [km/h]	48.4	59.2	56.9	58.3	60.7	61.0	62.3	62.2	60.7	58.4	56.2		
Top Speed [km/h]	61.5	60.6	57.6	58.9	61.6	61.6	63.5	63.3	61.1	59.5	57.8		
Avg. Dist. to Rail [m]	2.7	1.3	0.5	1.8	1.8	1.9	0.5	0.3	1.3	0.9	0.8		
Avg. Stride Freq. [Hz]	2.2	2.3	2.2	2.2	2.2	2.2	2.3	2.3	2.3	2.2	2.2		
Avg. Stride Length [m]	6.2	7.3	7.2	7.4	7.6	7.6	7.6	7.5	7.4	7.3	7.1		



- [] Ranking at each section and finish
- .-.- No data available at this section
- NA No data available



Horse/Jockey Name	Scarlet Tufty
Final Rank	3
Fastest Section Time (Section)	0:11.53 (800m)
Top Speed [km/h] (Section)	63.0 (1000m)
Race State	Finished

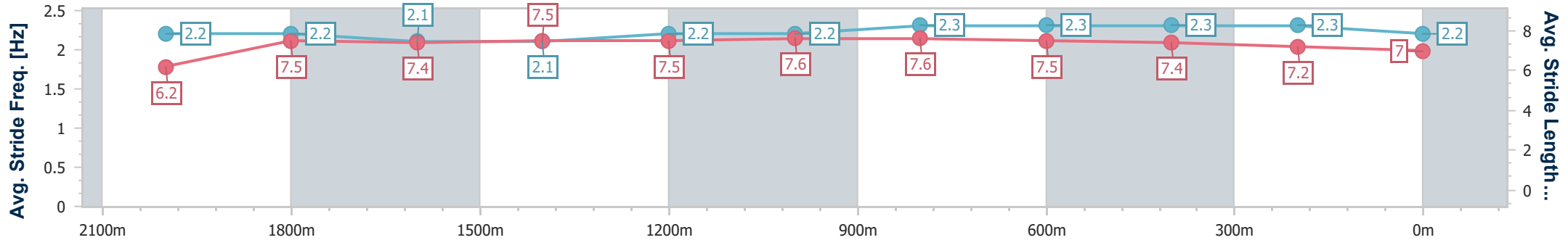
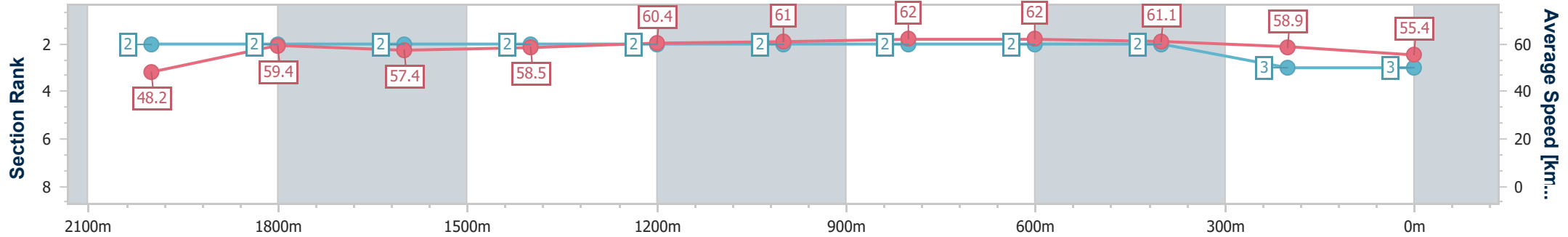


Eagle Farm QLD Professional
 Race 4: QTIS JEWEL RACEDAY 18 MARCH BENCHMARK 90
 Handicap - 2200m
 18 February 2023 - 13:47
 Track Rating: Good 4, Weather: Fine, Rail Position: +2m Entire Course



BRISBANE
 RACING CLUB

Section	Overall	2000m	1800m	1600m	1400m	1200m	1000m	800m	600m	400m	200m		
Section Times	2:16.10 [3] (0:14.96)	2:01.14 [2] (0:12.08)	1:49.06 [2] (0:12.65)	1:36.41 [2] (0:12.42)	1:23.99 [2] (0:11.95)	1:12.04 [2] (0:11.82)	1:00.22 [2] (0:11.68)	0:48.54 [2] (0:11.53)	0:37.01 [2] (0:11.76)	0:25.25 [2] (0:12.21)	0:13.04 [3] (0:13.04)		
Average Speed [km/h]	48.2	59.4	57.4	58.5	60.4	61.0	62.0	62.0	61.1	58.9	55.4		
Top Speed [km/h]	61.4	61.5	57.7	59.4	61.2	61.3	63.0	62.4	62.3	60.1	57.6		
Avg. Dist. to Rail [m]	3.9	0.5	1.4	2.6	2.5	2.9	1.4	1.4	0.6	1.2	2.3		
Avg. Stride Freq. [Hz]	2.2	2.2	2.1	2.1	2.2	2.2	2.3	2.3	2.3	2.3	2.2		
Avg. Stride Length [m]	6.2	7.5	7.4	7.5	7.5	7.6	7.6	7.5	7.4	7.2	7.0		



- [] Ranking at each section and finish
- .-.- No data available at this section
- NA No data available



Horse/Jockey Name	Two Smokin Barrels
Final Rank	4
Fastest Section Time (Section)	0:11.53 (800m)
Top Speed [km/h] (Section)	63.8 (800m)
Race State	Finished

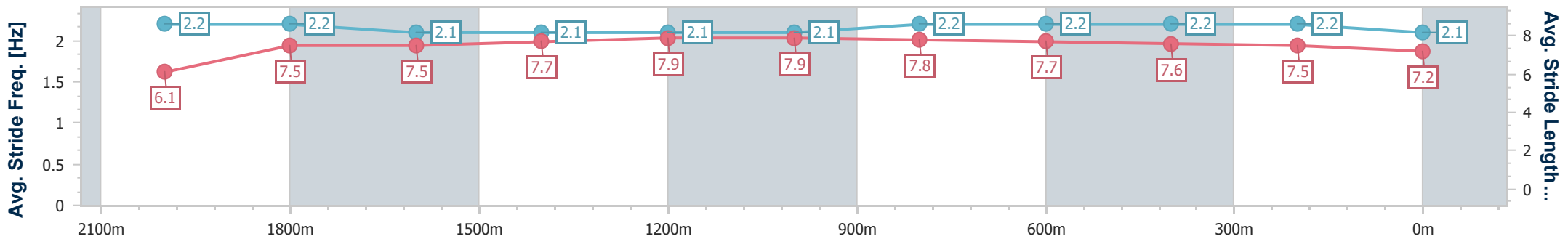
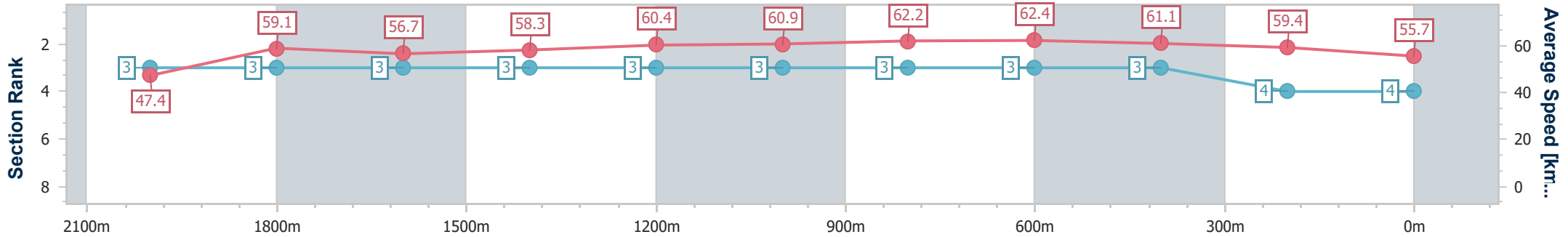


Eagle Farm QLD Professional
 Race 4: QTIS JEWEL RACEDAY 18 MARCH BENCHMARK 90
 Handicap - 2200m
 18 February 2023 - 13:47
 Track Rating: Good 4, Weather: Fine, Rail Position: +2m Entire Course



BRISBANE
 RACING CLUB

Section	Overall	2000m	1800m	1600m	1400m	1200m	1000m	800m	600m	400m	200m		
Section Times	2:16.18 [4] (0:15.18)	2:01.00 [3] (0:12.10)	1:48.90 [3] (0:12.72)	1:36.18 [3] (0:12.43)	1:23.75 [3] (0:11.93)	1:11.82 [3] (0:11.85)	0:59.97 [3] (0:11.64)	0:48.33 [3] (0:11.53)	0:36.80 [3] (0:11.69)	0:25.11 [3] (0:12.13)	0:12.98 [4] (0:12.98)		
Average Speed [km/h]	47.4	59.1	56.7	58.3	60.4	60.9	62.2	62.4	61.1	59.4	55.7		
Top Speed [km/h]	60.2	60.1	57.8	59.4	61.4	61.5	63.7	63.8	61.8	60.4	57.8		
Avg. Dist. to Rail [m]	1.7	1.1	0.4	1.9	2.4	2.5	1.2	0.4	1.4	0.5	0.9		
Avg. Stride Freq. [Hz]	2.2	2.2	2.1	2.1	2.1	2.1	2.2	2.2	2.2	2.2	2.1		
Avg. Stride Length [m]	6.1	7.5	7.5	7.7	7.9	7.9	7.8	7.7	7.6	7.5	7.2		



- [] Ranking at each section and finish
- .-.- No data available at this section
- NA No data available



Horse/Jockey Name	Tappy's Lad
Final Rank	5
Fastest Section Time (Section)	0:11.53 (800m)
Top Speed [km/h] (Section)	63.4 (800m)
Race State	Finished

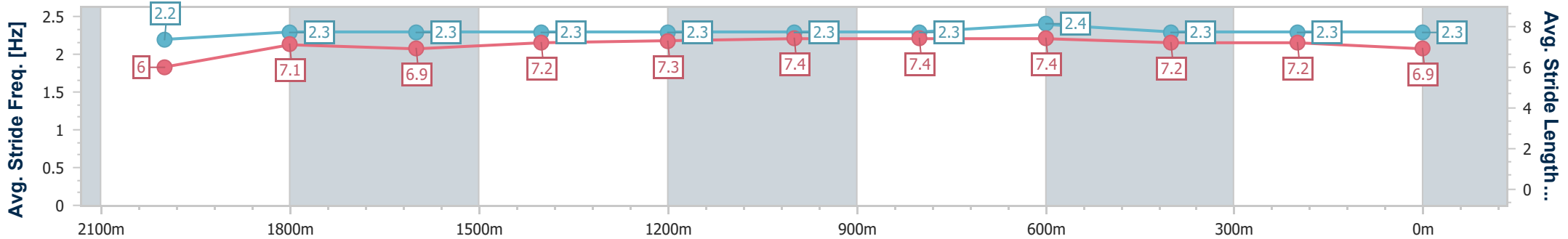
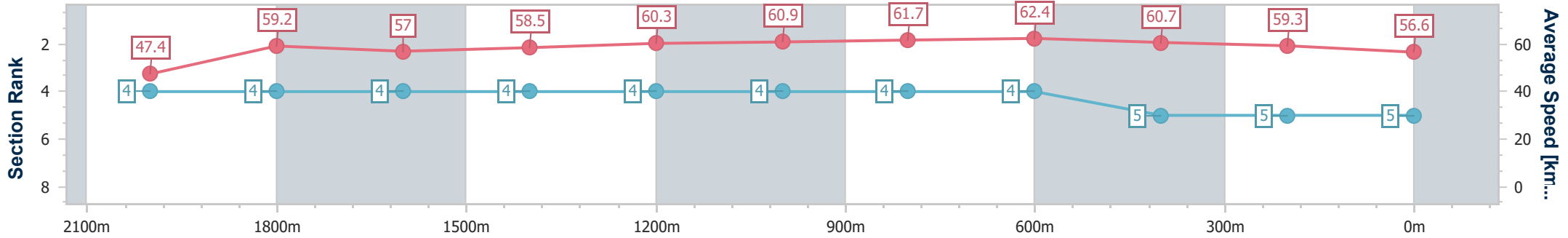


Eagle Farm QLD Professional
 Race 4: QTIS JEWEL RACEDAY 18 MARCH BENCHMARK 90
 Handicap - 2200m
 18 February 2023 - 13:47
 Track Rating: Good 4, Weather: Fine, Rail Position: +2m Entire Course



BRISBANE
 RACING CLUB

Section	Overall	2000m	1800m	1600m	1400m	1200m	1000m	800m	600m	400m	200m
Section Times	2:16.42 [5] (0:15.18)	2:01.24 [4] (0:12.19)	1:49.05 [4] (0:12.74)	1:36.31 [4] (0:12.43)	1:23.88 [4] (0:11.97)	1:11.91 [4] (0:11.83)	1:00.08 [4] (0:11.72)	0:48.36 [4] (0:11.53)	0:36.83 [4] (0:11.91)	0:24.92 [5] (0:12.14)	0:12.78 [5] (0:12.78)
Average Speed [km/h]	47.4	59.2	57.0	58.5	60.3	60.9	61.7	62.4	60.7	59.3	56.6
Top Speed [km/h]	59.8	60.0	58.0	59.6	61.2	61.6	62.9	63.4	61.6	60.4	57.6
Avg. Dist. to Rail [m]	1.0	0.9	2.0	2.6	2.7	2.9	0.8	0.3	0.8	3.0	4.0
Avg. Stride Freq. [Hz]	2.2	2.3	2.3	2.3	2.3	2.3	2.3	2.4	2.3	2.3	2.3
Avg. Stride Length [m]	6.0	7.1	6.9	7.2	7.3	7.4	7.4	7.4	7.2	7.2	6.9



- [] Ranking at each section and finish
- .-.- No data available at this section
- NA No data available



Horse/Jockey Name	Lets Torque A Deel
Final Rank	6
Fastest Section Time (Section)	0:11.67 (800m)
Top Speed [km/h] (Section)	62.7 (1000m)
Race State	Finished

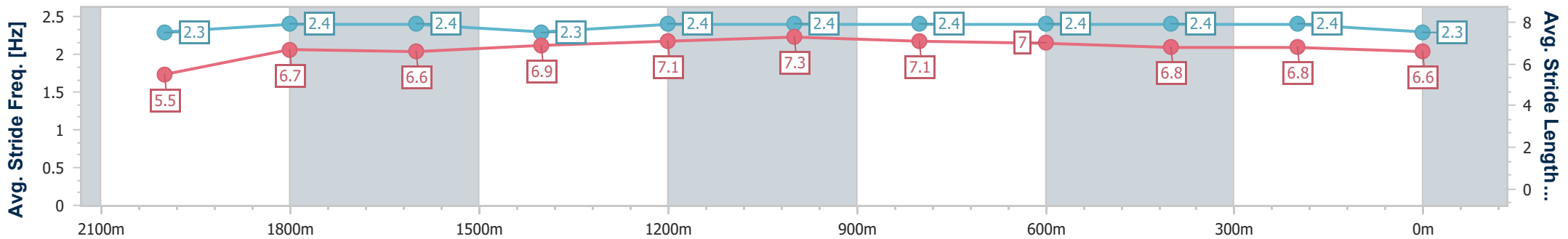
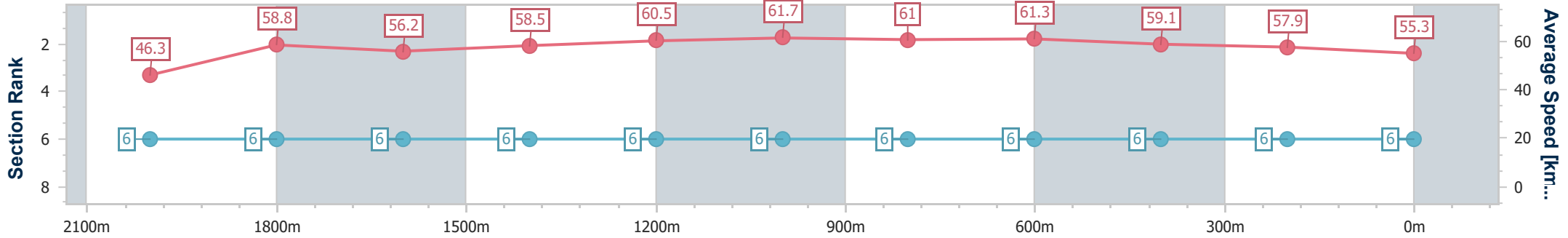


Eagle Farm QLD Professional
 Race 4: QTIS JEWEL RACEDAY 18 MARCH BENCHMARK 90
 Handicap - 2200m
 18 February 2023 - 13:47
 Track Rating: Good 4, Weather: Fine, Rail Position: +2m Entire Course



BRISBANE
 RACING CLUB

Section	Overall	2000m	1800m	1600m	1400m	1200m	1000m	800m	600m	400m	200m	
Section Times	2:17.43 [6] (0:15.49)	2:01.94 [6] (0:12.16)	1:49.78 [6] (0:12.82)	1:36.96 [6] (0:12.39)	1:24.57 [6] (0:11.91)	1:12.66 [6] (0:11.69)	1:00.97 [6] (0:11.77)	0:49.20 [6] (0:11.67)	0:37.53 [6] (0:12.00)	0:25.53 [6] (0:12.45)	0:13.08 [6] (0:13.08)	
Average Speed [km/h]	46.3	58.8	56.2	58.5	60.5	61.7	61.0	61.3	59.1	57.9	55.3	
Top Speed [km/h]	60.2	60.4	58.1	59.7	62.0	62.2	62.7	62.3	60.3	59.2	57.2	
Avg. Dist. to Rail [m]	2.4	1.7	0.4	1.8	1.8	1.9	0.5	1.6	2.9	1.9	1.4	
Avg. Stride Freq. [Hz]	2.3	2.4	2.4	2.3	2.4	2.4	2.4	2.4	2.4	2.4	2.3	
Avg. Stride Length [m]	5.5	6.7	6.6	6.9	7.1	7.3	7.1	7.0	6.8	6.8	6.6	



- [] Ranking at each section and finish
- .-.- No data available at this section
- NA No data available