

Track Rating: Soft 5, Weather: Fine, Rail Position: +7m Entire

Section	Field Times	Overall	1200m	1000m	800m	600m	400m	Last 600m				
		1:24.18 (0:13.89)	1:10.29 (0:10.71)	0:59.58 (0:11.70)	0:47.88 (0:12.04)	0:35.84 (0:11.76)	0:24.08 (0:11.69)	0:35.84				
Rank	TAB Horse/Jockey	Barrier	Top Speed [km/h]	Fastest Section					Distance Travelled [m]			
1	7 MERSEYSIDE Ben Thompson	5	64.9 1200m	0:11.29 1200m	1:24.18 [1] (0:14.00)	1:10.18 [4] (0:11.29)	0:58.89 [4] (0:11.47)	0:47.42 [4] (0:11.85)	0:35.57 [4] (0:11.73)	0:23.84 [4] (0:11.45)	0:35.57	
2	2 BOLD HALO James Orman	13	65.7 1200m	0:11.33 1200m	1:24.39 [2] (0:14.44)	1:09.95 [8] (0:11.33)	0:58.62 [8] (0:11.33)	0:47.29 [7] (0:11.96)	0:35.33 [8] (0:11.76)	0:23.57 [8] (0:11.35)	0:35.33	-2
3	6 JOLLY RUPERT Taylor Marshall	11	65.4 1000m	0:11.36 1000m	1:24.45 [3] (0:14.30)	1:10.15 [7] (0:11.38)	0:58.77 [7] (0:11.36)	0:47.41 [8] (0:11.82)	0:35.59 [6] (0:11.69)	0:23.90 [5] (0:11.64)	0:35.59	-5
4	11 TUSCANY BOUND Justin Huxtable	4	65.7 1200m	0:11.15 1200m	1:24.47 [4] (0:13.91)	1:10.56 [1] (0:11.15)	0:59.41 [3] (0:11.52)	0:47.89 [3] (0:12.00)	0:35.89 [3] (0:11.80)	0:24.09 [3] (0:11.76)	0:35.89	-8
5	10 HYDE Micheal Hellyer	8	68.0 1200m	0:10.97 1200m	1:24.64 [5] (0:13.89)	1:10.75 [2] (0:10.97)	0:59.78 [2] (0:11.44)	0:48.34 [1] (0:12.04)	0:36.30 [1] (0:11.76)	0:24.54 [1] (0:11.79)	0:36.30	-2
6	9 PRETTY LITTLE LASS Samantha Collett	9	68.1 1200m	0:10.69 1200m	1:24.92 [6] (0:13.91)	1:11.01 [3] (0:10.69)	1:00.32 [1] (0:11.70)	0:48.62 [2] (0:12.08)	0:36.54 [2] (0:11.82)	0:24.72 [2] (0:11.72)	0:36.54	-4
7	12 DREAM SONG Wendy Peel	10	64.9 1200m	0:11.36 1200m	1:24.95 [7] (0:14.11)	1:10.84 [5] (0:11.36)	0:59.48 [5] (0:11.55)	0:47.93 [6] (0:11.95)	0:35.98 [7] (0:11.74)	0:24.24 [6] (0:11.56)	0:35.98	-1
8	13 BLAZE SEVEN Larry Cassidy	7	65.6 1200m	0:11.29 1200m	1:25.39 [8] (0:14.18)	1:11.21 [6] (0:11.29)	0:59.92 [6] (0:11.45)	0:48.47 [5] (0:11.92)	0:36.55 [5] (0:11.82)	0:24.73 [7] (0:11.77)	0:36.55	-7

Scratched: Suilven (#1), The Red Kite (#3), Zadig (#4), Buon Acquisto (#5), Northern Woods (#8)



Sunshine Coast QLD Professional

Race 2: THE LOCAL BEERWAH BENCHMARK 65 Handicap - 1400m

17 February 2023 - 18:37



Track Rating: Soft 5, Weather: Fine, Rail Position: +7m Entire

Section							200m			Last 600m
Field Times							0:12.39			0:35.84
							(0:12.39)			
Rank	TAB	Horse/Jockey	Barrier	Top Speed [km/h]	Fastest Section	Margin			Distance Travelled [m]	
1	7	MERSEYSIDE Ben Thompson	5	64.9 1200m	0:11.29 1200m	0:12.39 [1] (0:12.39)	1:24.18			0:35.57
2	2	BOLD HALO James Orman	13	65.7 1200m	0:11.33 1200m	0:12.22 [5] (0:12.22)	1.3L			0:35.33 -2
3	6	JOLLY RUPERT Taylor Marshall	11	65.4 1000m	0:11.36 1000m	0:12.26 [6] (0:12.26)	1.5L			0:35.59 -5
4	11	TUSCANY BOUND Justin Huxtable	4	65.7 1200m	0:11.15 1200m	0:12.33 [4] (0:12.33)	1.6L			0:35.89 -8
5	10	HYDE Micheal Hellyer	8	68.0 1200m	0:10.97 1200m	0:12.75 [2] (0:12.75)	2.6L			0:36.30 -2
6	9	PRETTY LITTLE LASS Samantha Collett	9	68.1 1200m	0:10.69 1200m	0:13.00 [3] (0:13.00)	4.1L			0:36.54 -4
7	12	DREAM SONG Wendy Peel	10	64.9 1200m	0:11.36 1200m	0:12.68 [7] (0:12.68)	4.3L			0:35.98 -1
8	13	BLAZE SEVEN Larry Cassidy	7	65.6 1200m	0:11.29 1200m	0:12.96 [8] (0:12.96)	6.8L			0:36.55 -7

Scratched: Suilven (#1), The Red Kite (#3), Zadig (#4), Buon Acquisto (#5), Northern Woods (#8)

[] Ranking at each section and finish
 -:-:- No data available at this section
 NA No data available

SCN Saddle cloth number
 DNF Did not finish
 DNT Did not track



Horse/Jockey Name	Merseyside
Final Rank	1
Fastest Section Time (Section)	0:11.29 (1200m)
Top Speed [km/h] (Section)	64.9 (1200m)
Race State	Finished



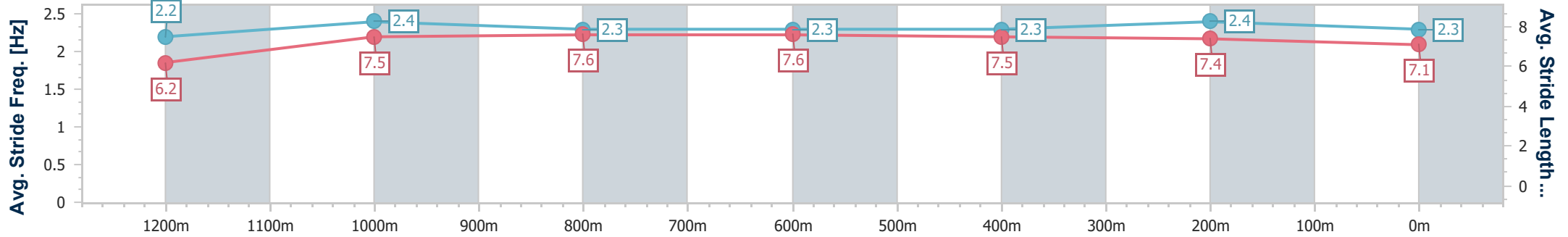
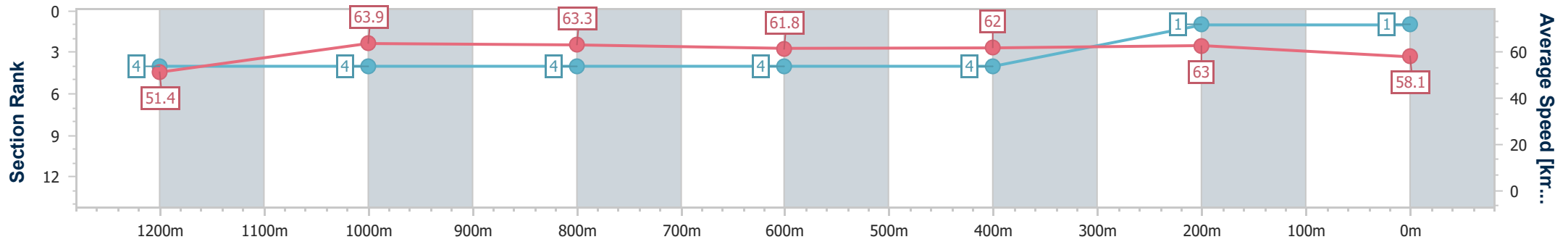
Sunshine Coast QLD Professional
Race 2: THE LOCAL BEERWAH BENCHMARK 65 Handicap - 1400m



17 February 2023 - 18:37

Track Rating: Soft 5, Weather: Fine, Rail Position: +7m Entire

Section	Overall	1200m	1000m	800m	600m	400m	200m
Section Times	1:24.18 [1] (0:14.00)	1:10.18 [4] (0:11.29)	0:58.89 [4] (0:11.47)	0:47.42 [4] (0:11.85)	0:35.57 [4] (0:11.73)	0:23.84 [4] (0:11.45)	0:12.39 [1] (0:12.39)
Average Speed [km/h]	51.4	63.9	63.3	61.8	62.0	63.0	58.1
Top Speed [km/h]	63.1	64.9	64.9	62.7	63.4	63.8	61.3
Avg. Dist. to Rail [m]	3.5	3.2	3.2	2.9	2.2	2.3	2.4
Avg. Stride Freq. [Hz]	2.2	2.4	2.3	2.3	2.3	2.4	2.3
Avg. Stride Length [m]	6.2	7.5	7.6	7.6	7.5	7.4	7.1



- [] Ranking at each section and finish
- .-.- No data available at this section
- NA No data available



Horse/Jockey Name	Bold Halo
Final Rank	2
Fastest Section Time (Section)	0:11.33 (1200m)
Top Speed [km/h] (Section)	65.7 (1200m)
Race State	Finished



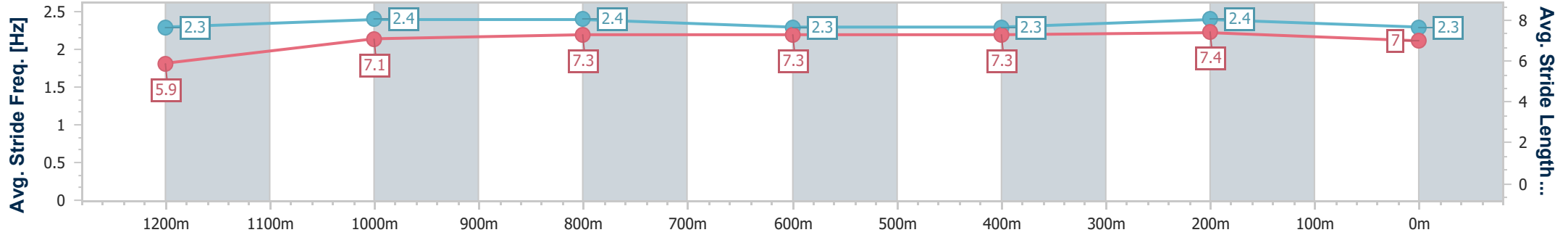
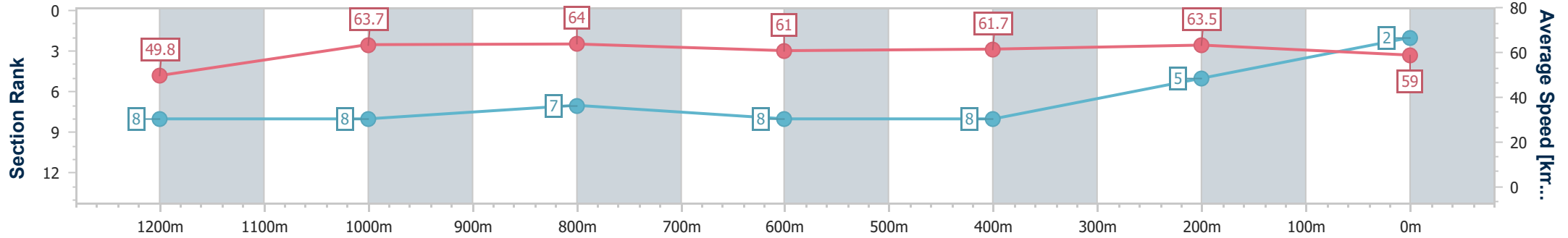
Sunshine Coast QLD Professional
Race 2: THE LOCAL BEERWAH BENCHMARK 65 Handicap - 1400m



17 February 2023 - 18:37

Track Rating: Soft 5, Weather: Fine, Rail Position: +7m Entire

Section	Overall	1200m	1000m	800m	600m	400m	200m
Section Times	1:24.39 [2] (0:14.44)	1:09.95 [8] (0:11.33)	0:58.62 [8] (0:11.33)	0:47.29 [7] (0:11.96)	0:35.33 [8] (0:11.76)	0:23.57 [8] (0:11.35)	0:12.22 [5] (0:12.22)
Average Speed [km/h]	49.8	63.7	64.0	61.0	61.7	63.5	59.0
Top Speed [km/h]	62.2	65.7	65.3	62.4	63.2	64.5	61.1
Avg. Dist. to Rail [m]	7.0	3.1	2.2	2.3	1.4	1.9	4.6
Avg. Stride Freq. [Hz]	2.3	2.4	2.4	2.3	2.3	2.4	2.3
Avg. Stride Length [m]	5.9	7.1	7.3	7.3	7.3	7.4	7.0



- [] Ranking at each section and finish
- .-.- No data available at this section
- NA No data available



Horse/Jockey Name	Jolly Rupert
Final Rank	3
Fastest Section Time (Section)	0:11.36 (1000m)
Top Speed [km/h] (Section)	65.4 (1000m)
Race State	Finished



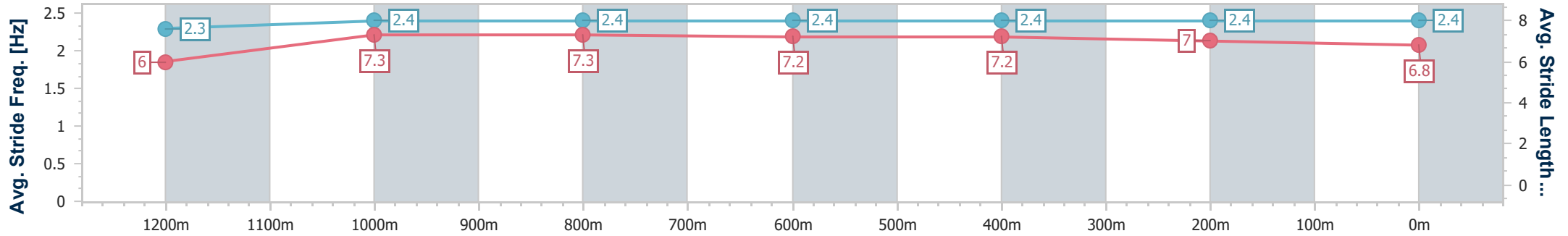
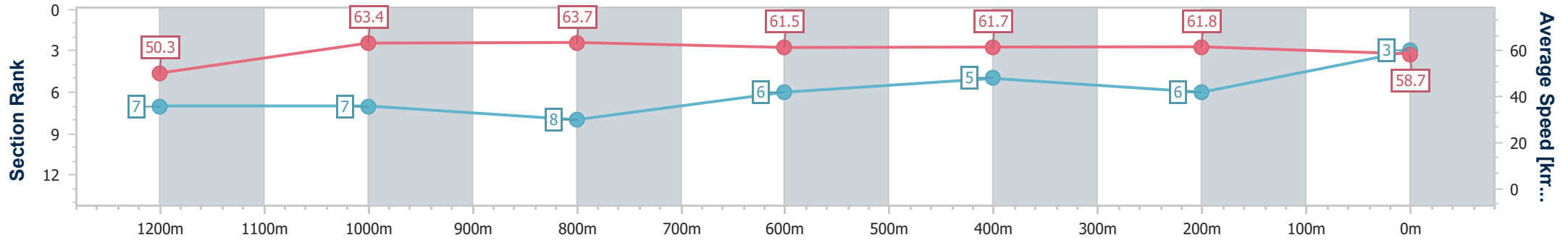
Sunshine Coast QLD Professional
Race 2: THE LOCAL BEERWAH BENCHMARK 65 Handicap - 1400m



17 February 2023 - 18:37

Track Rating: Soft 5, Weather: Fine, Rail Position: +7m Entire

Section	Overall	1200m	1000m	800m	600m	400m	200m
Section Times	1:24.45 [3] (0:14.30)	1:10.15 [7] (0:11.38)	0:58.77 [7] (0:11.36)	0:47.41 [8] (0:11.82)	0:35.59 [6] (0:11.69)	0:23.90 [5] (0:11.64)	0:12.26 [6] (0:12.26)
Average Speed [km/h]	50.3	63.4	63.7	61.5	61.7	61.8	58.7
Top Speed [km/h]	62.7	64.3	65.4	62.7	63.1	63.9	61.6
Avg. Dist. to Rail [m]	5.9	3.2	1.9	1.6	0.5	2.1	4.7
Avg. Stride Freq. [Hz]	2.3	2.4	2.4	2.4	2.4	2.4	2.4
Avg. Stride Length [m]	6.0	7.3	7.3	7.2	7.2	7.0	6.8



- [] Ranking at each section and finish
- .-.- No data available at this section
- NA No data available



Horse/Jockey Name	Tuscany Bound
Final Rank	4
Fastest Section Time (Section)	0:11.15 (1200m)
Top Speed [km/h] (Section)	65.7 (1200m)
Race State	Finished



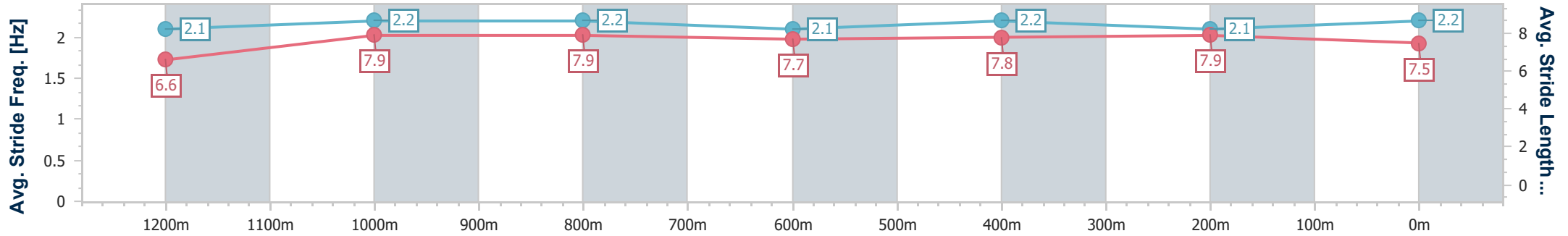
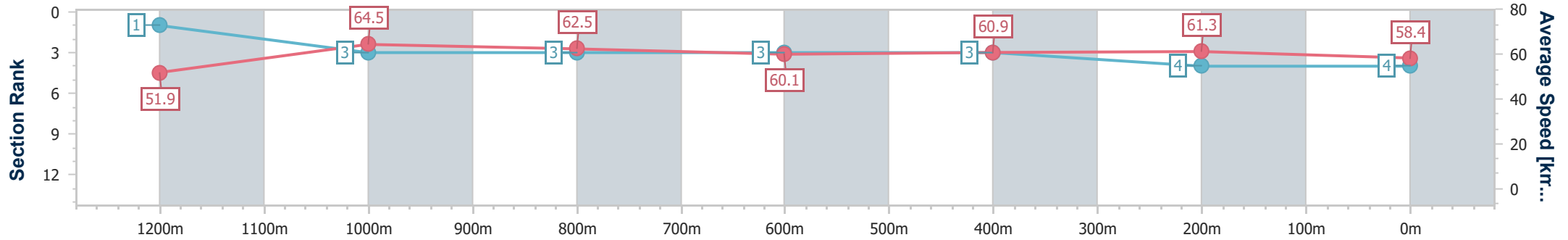
Sunshine Coast QLD Professional
Race 2: THE LOCAL BEERWAH BENCHMARK 65 Handicap - 1400m



17 February 2023 - 18:37

Track Rating: Soft 5, Weather: Fine, Rail Position: +7m Entire

Section	Overall	1200m	1000m	800m	600m	400m	200m
Section Times	1:24.47 [4] (0:13.91)	1:10.56 [1] (0:11.15)	0:59.41 [3] (0:11.52)	0:47.89 [3] (0:12.00)	0:35.89 [3] (0:11.80)	0:24.09 [3] (0:11.76)	0:12.33 [4] (0:12.33)
Average Speed [km/h]	51.9	64.5	62.5	60.1	60.9	61.3	58.4
Top Speed [km/h]	64.5	65.7	65.2	60.7	62.1	62.4	59.8
Avg. Dist. to Rail [m]	1.9	1.5	0.7	0.1	0.2	1.5	3.9
Avg. Stride Freq. [Hz]	2.1	2.2	2.2	2.1	2.2	2.1	2.2
Avg. Stride Length [m]	6.6	7.9	7.9	7.7	7.8	7.9	7.5



- [] Ranking at each section and finish
- .-.- No data available at this section
- NA No data available



Horse/Jockey Name	Hyde
Final Rank	5
Fastest Section Time (Section)	0:10.97 (1200m)
Top Speed [km/h] (Section)	68.0 (1200m)
Race State	Finished



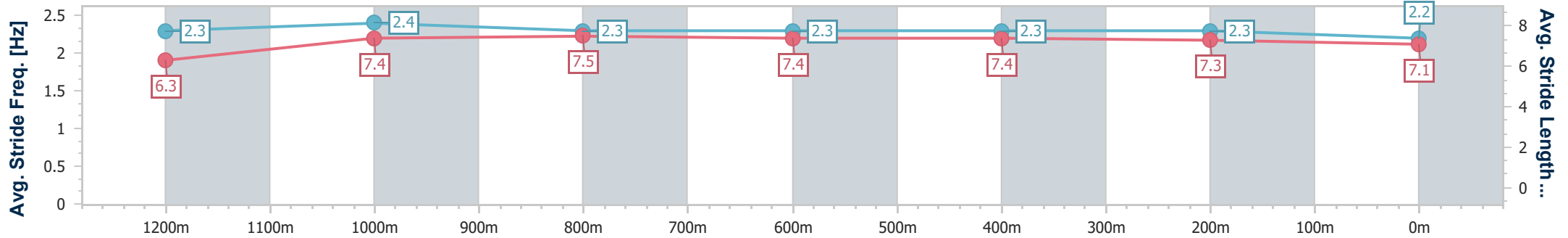
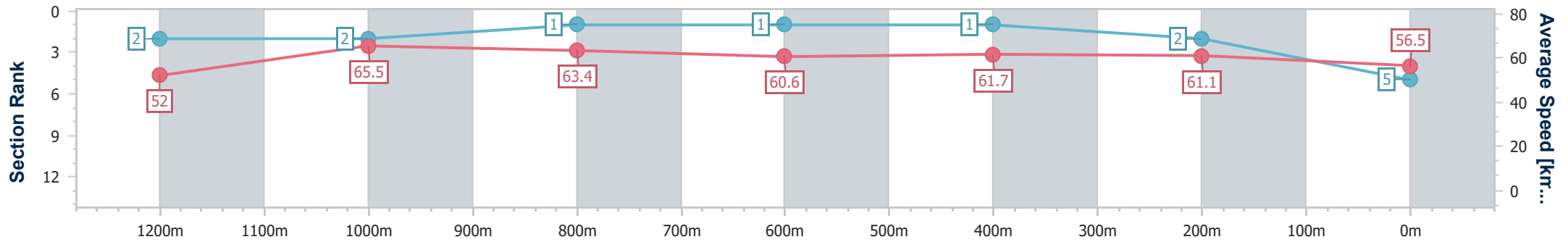
Sunshine Coast QLD Professional
 Race 2: THE LOCAL BEERWAH BENCHMARK 65 Handicap - 1400m



17 February 2023 - 18:37

Track Rating: Soft 5, Weather: Fine, Rail Position: +7m Entire

Section	Overall	1200m	1000m	800m	600m	400m	200m
Section Times	1:24.64 [5] (0:13.89)	1:10.75 [2] (0:10.97)	0:59.78 [2] (0:11.44)	0:48.34 [1] (0:12.04)	0:36.30 [1] (0:11.76)	0:24.54 [1] (0:11.79)	0:12.75 [2] (0:12.75)
Average Speed [km/h]	52.0	65.5	63.4	60.6	61.7	61.1	56.5
Top Speed [km/h]	67.1	68.0	66.3	61.6	62.8	62.7	59.0
Avg. Dist. to Rail [m]	4.7	3.6	3.0	2.4	1.4	1.7	2.0
Avg. Stride Freq. [Hz]	2.3	2.4	2.3	2.3	2.3	2.3	2.2
Avg. Stride Length [m]	6.3	7.4	7.5	7.4	7.4	7.3	7.1



- [] Ranking at each section and finish
- .-.- No data available at this section
- NA No data available



Horse/Jockey Name	Pretty Little Lass
Final Rank	6
Fastest Section Time (Section)	0:10.69 (1200m)
Top Speed [km/h] (Section)	68.1 (1200m)
Race State	Finished



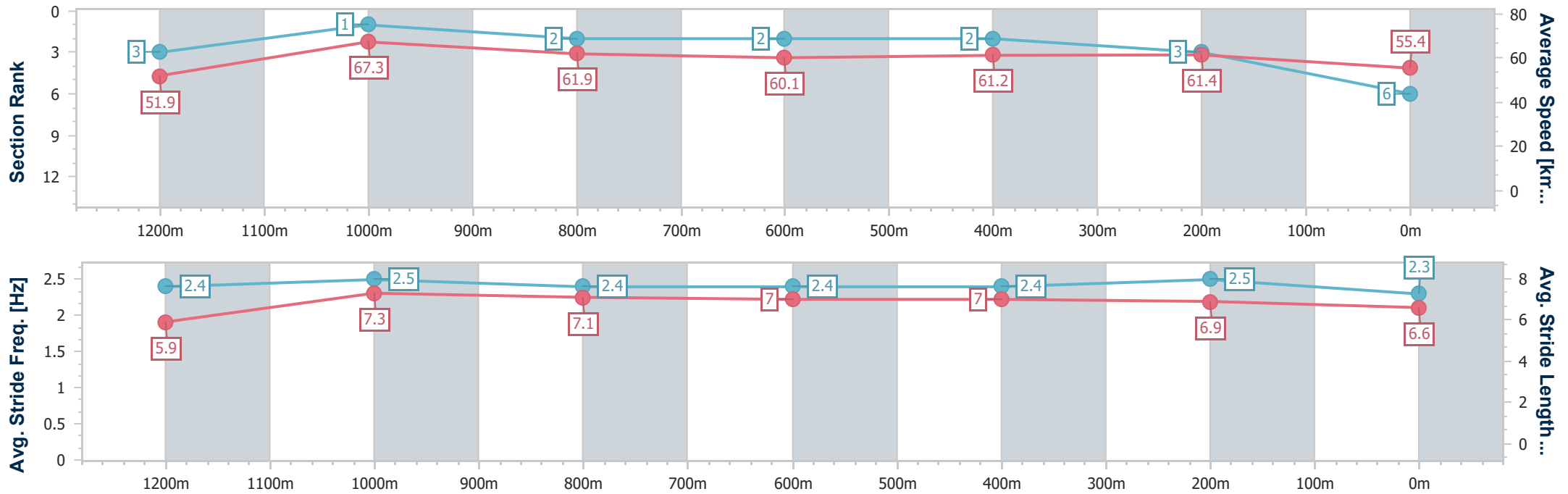
Sunshine Coast QLD Professional
Race 2: THE LOCAL BEERWAH BENCHMARK 65 Handicap - 1400m



17 February 2023 - 18:37

Track Rating: Soft 5, Weather: Fine, Rail Position: +7m Entire

Section	Overall	1200m	1000m	800m	600m	400m	200m
Section Times	1:24.92 [6] (0:13.91)	1:11.01 [3] (0:10.69)	1:00.32 [1] (0:11.70)	0:48.62 [2] (0:12.08)	0:36.54 [2] (0:11.82)	0:24.72 [2] (0:11.72)	0:13.00 [3] (0:13.00)
Average Speed [km/h]	51.9	67.3	61.9	60.1	61.2	61.4	55.4
Top Speed [km/h]	66.9	68.1	65.4	61.9	62.5	62.9	59.5
Avg. Dist. to Rail [m]	6.4	5.3	2.4	1.7	1.0	0.8	1.4
Avg. Stride Freq. [Hz]	2.4	2.5	2.4	2.4	2.4	2.5	2.3
Avg. Stride Length [m]	5.9	7.3	7.1	7.0	7.0	6.9	6.6



- [] Ranking at each section and finish
- .-.- No data available at this section
- NA No data available



Horse/Jockey Name	Dream Song
Final Rank	7
Fastest Section Time (Section)	0:11.36 (1200m)
Top Speed [km/h] (Section)	64.9 (1200m)
Race State	Finished



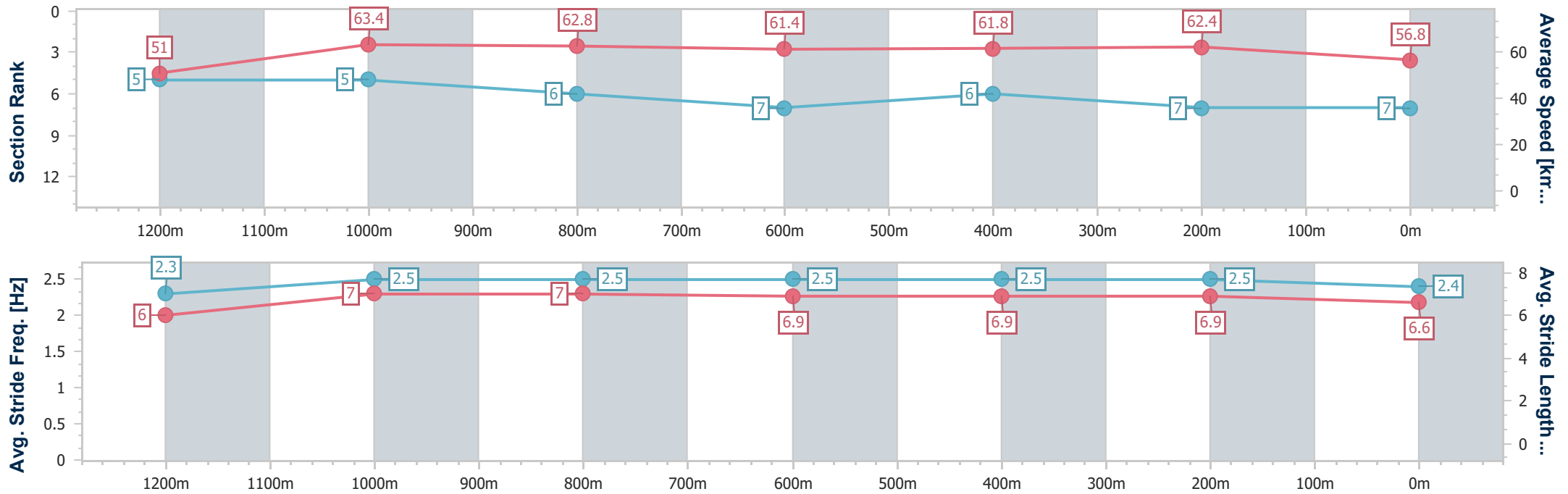
Sunshine Coast QLD Professional
 Race 2: THE LOCAL BEERWAH BENCHMARK 65 Handicap - 1400m



17 February 2023 - 18:37

Track Rating: Soft 5, Weather: Fine, Rail Position: +7m Entire

Section	Overall	1200m	1000m	800m	600m	400m	200m
Section Times	1:24.95 [7] (0:14.11)	1:10.84 [5] (0:11.36)	0:59.48 [5] (0:11.55)	0:47.93 [6] (0:11.95)	0:35.98 [7] (0:11.74)	0:24.24 [6] (0:11.56)	0:12.68 [7] (0:12.68)
Average Speed [km/h]	51.0	63.4	62.8	61.4	61.8	62.4	56.8
Top Speed [km/h]	62.1	64.9	64.2	62.8	62.4	63.3	59.8
Avg. Dist. to Rail [m]	7.0	4.2	3.3	3.4	1.4	3.3	4.9
Avg. Stride Freq. [Hz]	2.3	2.5	2.5	2.5	2.5	2.5	2.4
Avg. Stride Length [m]	6.0	7.0	7.0	6.9	6.9	6.9	6.6



- [] Ranking at each section and finish
- .-.- No data available at this section
- NA No data available



Horse/Jockey Name	Blaze Seven
Final Rank	8
Fastest Section Time (Section)	0:11.29 (1200m)
Top Speed [km/h] (Section)	65.6 (1200m)
Race State	Finished



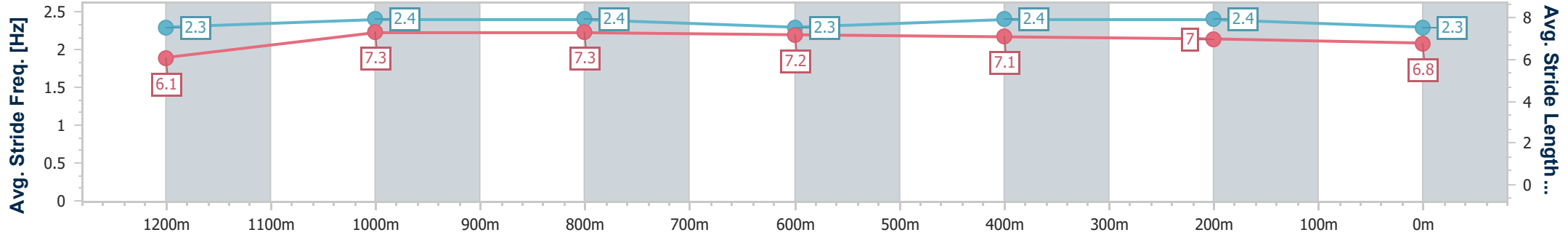
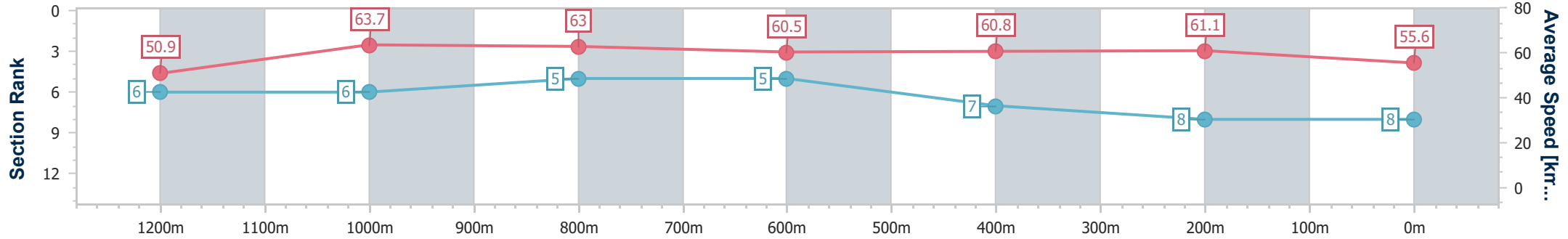
Sunshine Coast QLD Professional
Race 2: THE LOCAL BEERWAH BENCHMARK 65 Handicap - 1400m



17 February 2023 - 18:37

Track Rating: Soft 5, Weather: Fine, Rail Position: +7m Entire

Section	Overall	1200m	1000m	800m	600m	400m	200m
Section Times	1:25.39 [8] (0:14.18)	1:11.21 [6] (0:11.29)	0:59.92 [6] (0:11.45)	0:48.47 [5] (0:11.92)	0:36.55 [5] (0:11.82)	0:24.73 [7] (0:11.77)	0:12.96 [8] (0:12.96)
Average Speed [km/h]	50.9	63.7	63.0	60.5	60.8	61.1	55.6
Top Speed [km/h]	63.6	65.6	65.1	61.5	62.2	63.3	58.9
Avg. Dist. to Rail [m]	3.2	1.1	0.7	0.3	0.4	0.8	1.6
Avg. Stride Freq. [Hz]	2.3	2.4	2.4	2.3	2.4	2.4	2.3
Avg. Stride Length [m]	6.1	7.3	7.3	7.2	7.1	7.0	6.8



- [] Ranking at each section and finish
- .-.- No data available at this section
- NA No data available