

Track Rating: Good 3, Weather: fine, Rail Position: +4m Entire

Section		Overall	1400m	1200m	1000m	800m	600m	400m	Last 600m				
Field Times		1:41.75 (0:18.33)	1:23.42 (0:11.03)	1:12.39 (0:11.12)	1:01.27 (0:11.54)	0:49.73 (0:12.07)	0:37.66 (0:12.43)	0:25.23 (0:12.61)	0:37.66				
Rank	TAB Horse/Jockey	Barrier	Top Speed [km/h]	Fastest Section									Distance Travelled [m]
1	2 GOT THE VIBE Georgina Cartwright	4	67.5	0:10.82	1:41.75 [1] (0:18.64)	1:23.11 [5] (0:10.82)	1:12.29 [3] (0:11.24)	1:01.05 [3] (0:11.61)	0:49.44 [3] (0:11.96)	0:37.48 [3] (0:12.45)	0:25.03 [3] (0:12.51)	0:37.48	
2	11 MISHANI SUPREME Larry Cassidy	2	66.2	0:11.03	1:41.98 [2] (0:19.01)	1:22.97 [8] (0:11.03)	1:11.94 [7] (0:11.27)	1:00.67 [7] (0:11.48)	0:49.19 [6] (0:11.86)	0:37.33 [6] (0:12.35)	0:24.98 [6] (0:12.44)	0:37.33	+3
3	1 BETTER CLASS Yvette Lewis	1	67.2	0:11.08	1:42.41 [3] (0:18.33)	1:24.08 [1] (0:11.10)	1:12.98 [2] (0:11.08)	1:01.90 [2] (0:11.51)	0:50.39 [1] (0:12.07)	0:38.32 [1] (0:12.43)	0:25.89 [1] (0:12.61)	0:38.32	-5
4	12 MOTIVATED MISS Ben Thompson	3	67.4	0:11.01	1:42.45 [4] (0:18.35)	1:24.10 [2] (0:11.01)	1:13.09 [1] (0:11.12)	1:01.97 [1] (0:11.65)	0:50.32 [2] (0:11.98)	0:38.34 [2] (0:12.47)	0:25.87 [2] (0:12.73)	0:38.34	+3
5	10 MISHANI CHOICE Kenji Yoshida	5	66.3	0:11.18	1:42.45 [5] (0:18.87)	1:23.58 [7] (0:11.18)	1:12.40 [8] (0:11.37)	1:01.03 [8] (0:11.52)	0:49.51 [8] (0:11.83)	0:37.68 [7] (0:12.44)	0:25.24 [7] (0:12.63)	0:37.68	+8
6	3 LORD GOLD Samantha Collett	7	65.6	0:11.12	1:42.55 [6] (0:18.56)	1:23.99 [3] (0:11.12)	1:12.87 [5] (0:11.41)	1:01.46 [6] (0:11.76)	0:49.70 [7] (0:11.99)	0:37.71 [8] (0:12.45)	0:25.26 [8] (0:12.51)	0:37.71	+6
7	8 CHICKA Cody Collis	6	65.8	0:11.01	1:42.69 [7] (0:19.56)	1:23.13 [9] (0:11.01)	1:12.12 [9] (0:11.10)	1:01.02 [9] (0:11.52)	0:49.50 [9] (0:11.81)	0:37.69 [9] (0:12.55)	0:25.14 [9] (0:12.42)	0:37.69	-4
8	5 WONFORWAZZA Anthony Allen	9	67.3	0:11.05	1:42.75 [8] (0:18.61)	1:24.14 [4] (0:11.05)	1:13.09 [4] (0:11.19)	1:01.90 [4] (0:11.58)	0:50.32 [4] (0:12.02)	0:38.30 [5] (0:12.44)	0:25.86 [5] (0:12.58)	0:38.30	+3
9	6 BERAKAHQUINN Tiffani Brooker	10	66.4	0:11.05	1:43.26 [9] (0:18.72)	1:24.54 [6] (0:11.05)	1:13.49 [6] (0:11.25)	1:02.24 [5] (0:11.58)	0:50.66 [5] (0:11.83)	0:38.83 [4] (0:12.38)	0:26.45 [4] (0:13.01)	0:38.83	+10

Scratched: Not A Fat Boy (#4), Chayse'n' The King (#7), Lady Chartwell (#9)

Track Rating: Good 3, Weather: fine, Rail Position: +4m Entire

Section							200m			Last 600m
Field Times							0:12.62 (0:12.62)			0:37.66
Rank	TAB	Horse/Jockey	Barrier	Top Speed [km/h]	Fastest Section	Margin			Distance Travelled [m]	
1	2	GOT THE VIBE Georgina Cartwright	4	67.5 Overall	0:10.82 1400m	0:12.52 [2] (0:12.52)	1:41.75		0:37.48	
2	11	MISHANI SUPREME Larry Cassidy	2	66.2 Overall	0:11.03 1400m	0:12.54 [4] (0:12.54)	1.3L		0:37.33 +3	
3	1	BETTER CLASS Yvette Lewis	1	67.2 Overall	0:11.08 1200m	0:13.28 [1] (0:13.28)	3.8L		0:38.32 -5	
4	12	MOTIVATED MISS Ben Thompson	3	67.4 Overall	0:11.01 1400m	0:13.14 [3] (0:13.14)	4L		0:38.34 +3	
5	10	MISHANI CHOICE Kenji Yoshida	5	66.3 Overall	0:11.18 1400m	0:12.61 [8] (0:12.61)	4.1L		0:37.68 +8	
6	3	LORD GOLD Samantha Collett	7	65.6 1400m	0:11.12 1400m	0:12.75 [6] (0:12.75)	4.6L		0:37.71 +6	
7	8	CHICKA Cody Collis	6	65.8 1400m	0:11.01 1400m	0:12.72 [9] (0:12.72)	5.4L		0:37.69 -4	
8	5	WONFORWAZZA Anthony Allen	9	67.3 Overall	0:11.05 1400m	0:13.28 [5] (0:13.28)	5.6L		0:38.30 +3	
9	6	BERAKAHQUINN Tiffani Brooker	10	66.4 1400m	0:11.05 1400m	0:13.44 [7] (0:13.44)	8.4L		0:38.83 +10	

Scratched: Not A Fat Boy (#4), Chayse'n' The King (#7), Lady Chartwell (#9)



Horse/Jockey Name	Got The Vibe
Final Rank	1
Fastest Section Time (Section)	0:10.82 (1400m)
Top Speed [km/h] (Section)	67.5 (Overall)
Race State	Finished



Ipswich QLD Professional

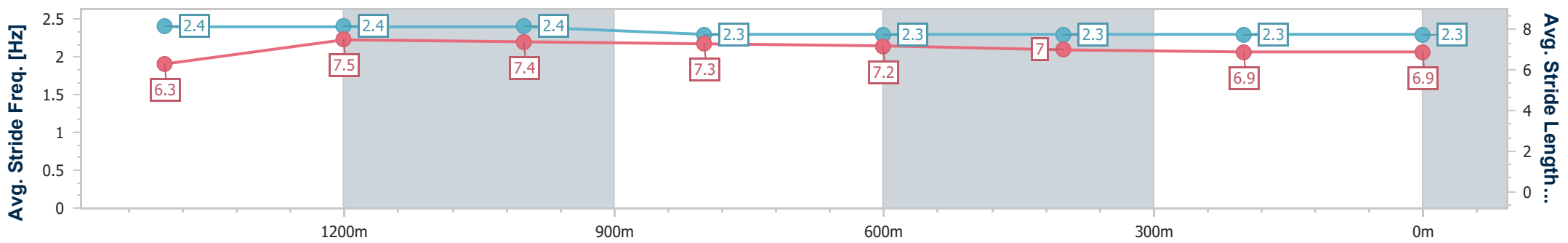
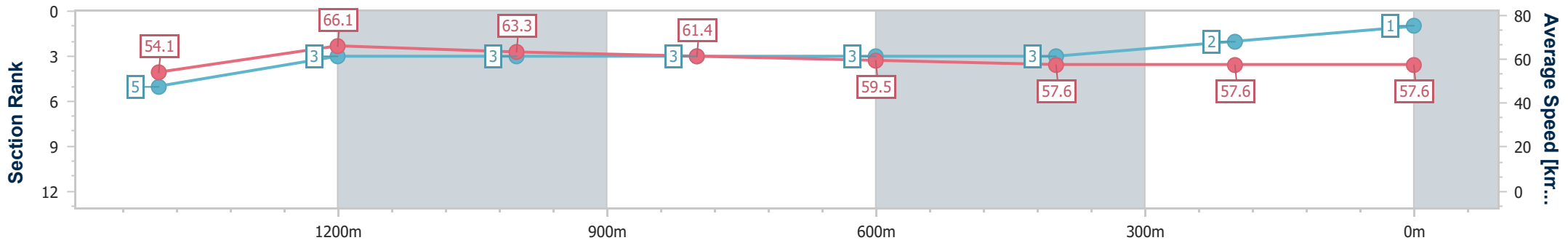
Race 3: TAB QTIS Three-Year-Old Maiden Plate - 1680m

16 February 2023 - 14:04



Track Rating: Good 3, Weather: fine, Rail Position: +4m Entire

Section	Overall	1400m	1200m	1000m	800m	600m	400m	200m
Section Times	1:41.75 [1] (0:18.64)	1:23.11 [5] (0:10.82)	1:12.29 [3] (0:11.24)	1:01.05 [3] (0:11.61)	0:49.44 [3] (0:11.96)	0:37.48 [3] (0:12.45)	0:25.03 [3] (0:12.51)	0:12.52 [2] (0:12.52)
Average Speed [km/h]	54.1	66.1	63.3	61.4	59.5	57.6	57.6	57.6
Top Speed [km/h]	67.5	67.1	64.5	62.3	61.5	58.2	58.2	58.3
Avg. Dist. to Rail [m]	2.5	1.6	2.8	4.1	3.3	0.9	1.0	2.1
Avg. Stride Freq. [Hz]	2.4	2.4	2.4	2.3	2.3	2.3	2.3	2.3
Avg. Stride Length [m]	6.3	7.5	7.4	7.3	7.2	7.0	6.9	6.9



- [] Ranking at each section and finish
- .-.- No data available at this section
- NA No data available



Horse/Jockey Name	Mishani Supreme
Final Rank	2
Fastest Section Time (Section)	0:11.03 (1400m)
Top Speed [km/h] (Section)	66.2 (Overall)
Race State	Finished



Ipswich QLD Professional

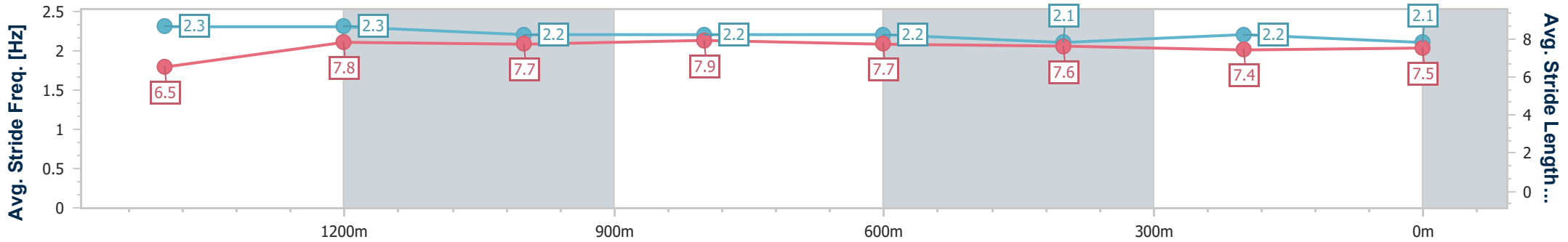
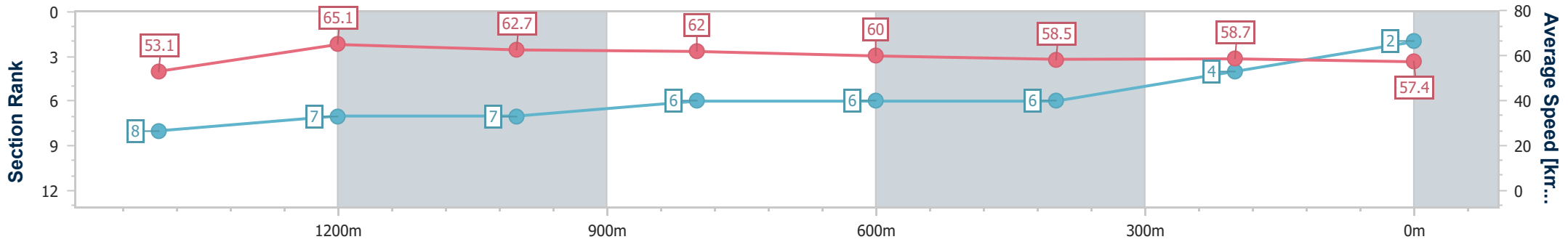
Race 3: TAB QTIS Three-Year-Old Maiden Plate - 1680m

16 February 2023 - 14:04



Track Rating: Good 3, Weather: fine, Rail Position: +4m Entire

Section	Overall	1400m	1200m	1000m	800m	600m	400m	200m
Section Times	1:41.98 [2] (0:19.01)	1:22.97 [8] (0:11.03)	1:11.94 [7] (0:11.27)	1:00.67 [7] (0:11.48)	0:49.19 [6] (0:11.86)	0:37.33 [6] (0:12.35)	0:24.98 [6] (0:12.44)	0:12.54 [4]
Average Speed [km/h]	53.1	65.1	62.7	62.0	60.0	58.5	58.7	57.4
Top Speed [km/h]	66.2	66.1	63.8	62.7	60.9	59.2	59.1	59.0
Avg. Dist. to Rail [m]	3.0	1.1	4.3	4.8	2.9	0.9	3.6	4.7
Avg. Stride Freq. [Hz]	2.3	2.3	2.2	2.2	2.2	2.1	2.2	2.1
Avg. Stride Length [m]	6.5	7.8	7.7	7.9	7.7	7.6	7.4	7.5



- [] Ranking at each section and finish
- .-.- No data available at this section
- NA No data available



Horse/Jockey Name	Better Class
Final Rank	3
Fastest Section Time (Section)	0:11.08 (1200m)
Top Speed [km/h] (Section)	67.2 (Overall)
Race State	Finished



Ipswich QLD Professional

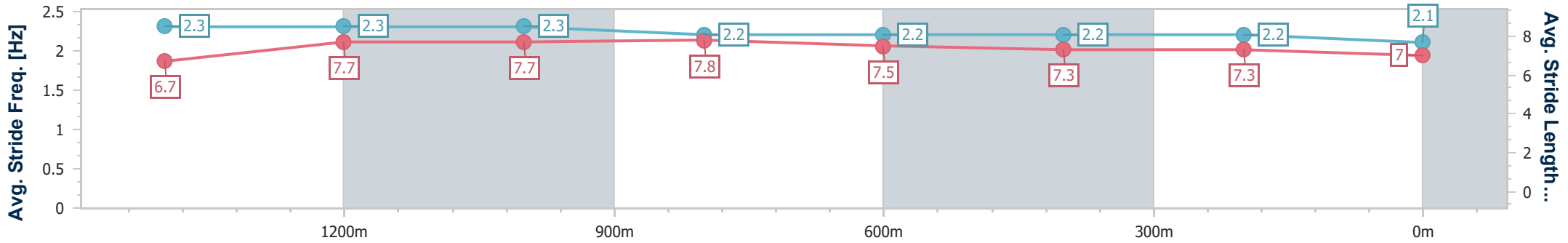
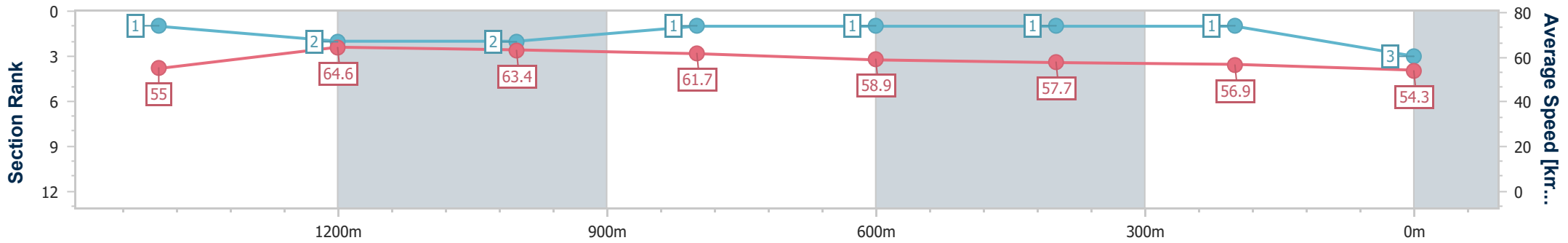
Race 3: TAB QTIS Three-Year-Old Maiden Plate - 1680m

16 February 2023 - 14:04



Track Rating: Good 3, Weather: fine, Rail Position: +4m Entire

Section	Overall	1400m	1200m	1000m	800m	600m	400m	200m
Section Times	1:42.41 [3] (0:18.33)	1:24.08 [1] (0:11.10)	1:12.98 [2] (0:11.08)	1:01.90 [2] (0:11.51)	0:50.39 [1] (0:12.07)	0:38.32 [1] (0:12.43)	0:25.89 [1] (0:12.61)	0:13.28 [1] (0:13.28)
Average Speed [km/h]	55.0	64.6	63.4	61.7	58.9	57.7	56.9	54.3
Top Speed [km/h]	67.2	67.1	64.1	63.1	60.8	58.3	57.9	56.0
Avg. Dist. to Rail [m]	1.0	1.1	5.9	5.9	3.2	1.3	0.9	0.7
Avg. Stride Freq. [Hz]	2.3	2.3	2.3	2.2	2.2	2.2	2.2	2.1
Avg. Stride Length [m]	6.7	7.7	7.7	7.8	7.5	7.3	7.3	7.0



- [] Ranking at each section and finish
- .-.- No data available at this section
- NA No data available



Horse/Jockey Name	Motivated Miss
Final Rank	4
Fastest Section Time (Section)	0:11.01 (1400m)
Top Speed [km/h] (Section)	67.4 (Overall)
Race State	Finished



Ipswich QLD Professional

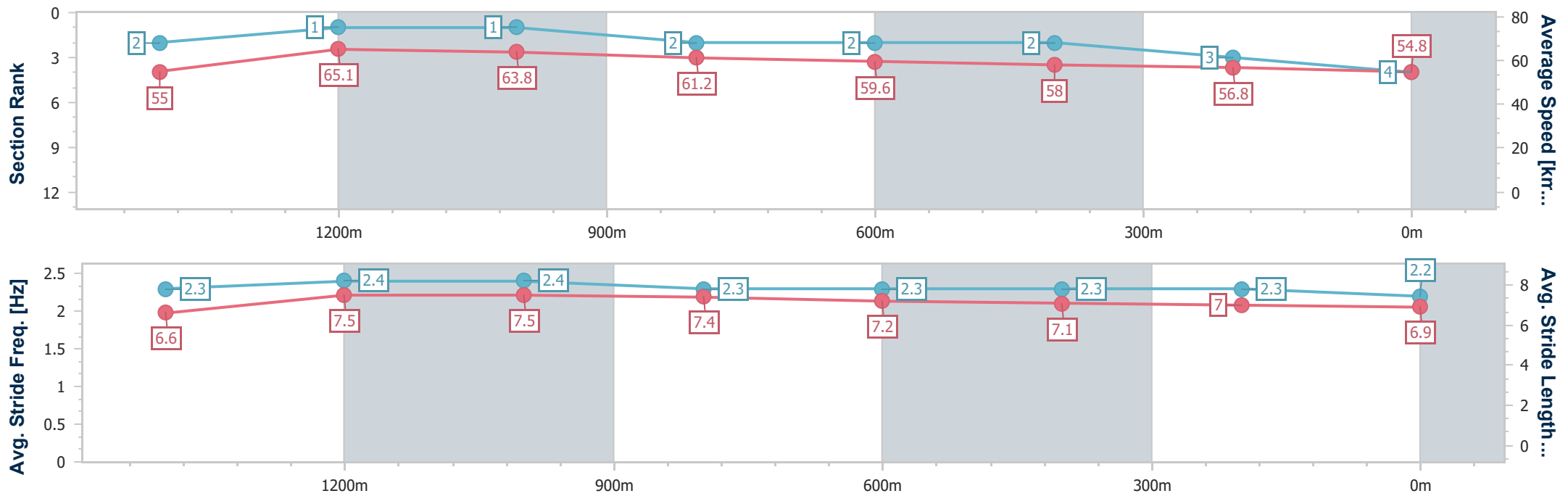
Race 3: TAB QTIS Three-Year-Old Maiden Plate - 1680m

16 February 2023 - 14:04



Track Rating: Good 3, Weather: fine, Rail Position: +4m Entire

Section	Overall	1400m	1200m	1000m	800m	600m	400m	200m
Section Times	1:42.45 [4] (0:18.35)	1:24.10 [2] (0:11.01)	1:13.09 [1] (0:11.12)	1:01.97 [1] (0:11.65)	0:50.32 [2] (0:11.98)	0:38.34 [2] (0:12.47)	0:25.87 [2] (0:12.73)	0:13.14 [3] (0:13.14)
Average Speed [km/h]	55.0	65.1	63.8	61.2	59.6	58.0	56.8	54.8
Top Speed [km/h]	67.4	67.3	65.1	62.5	60.4	58.7	58.0	56.4
Avg. Dist. to Rail [m]	2.3	1.1	3.1	3.5	2.1	0.6	1.8	3.6
Avg. Stride Freq. [Hz]	2.3	2.4	2.4	2.3	2.3	2.3	2.3	2.2
Avg. Stride Length [m]	6.6	7.5	7.5	7.4	7.2	7.1	7.0	6.9



- [] Ranking at each section and finish
- .-.- No data available at this section
- NA No data available



Horse/Jockey Name	Mishani Choice
Final Rank	5
Fastest Section Time (Section)	0:11.18 (1400m)
Top Speed [km/h] (Section)	66.3 (Overall)
Race State	Finished



Ipswich QLD Professional

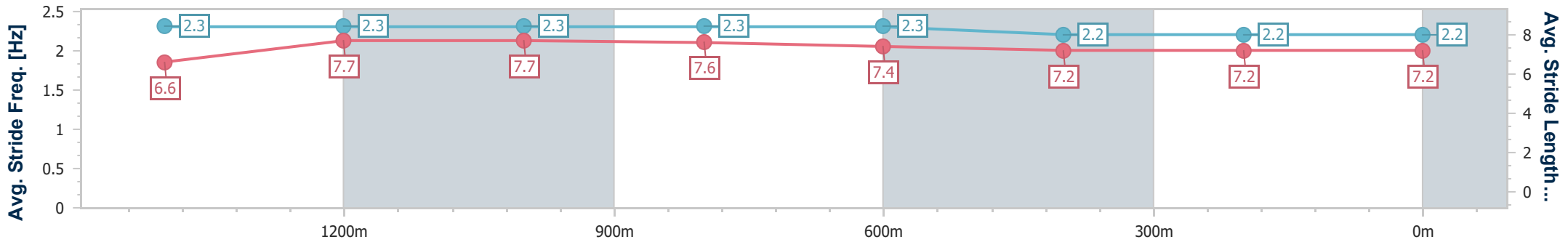
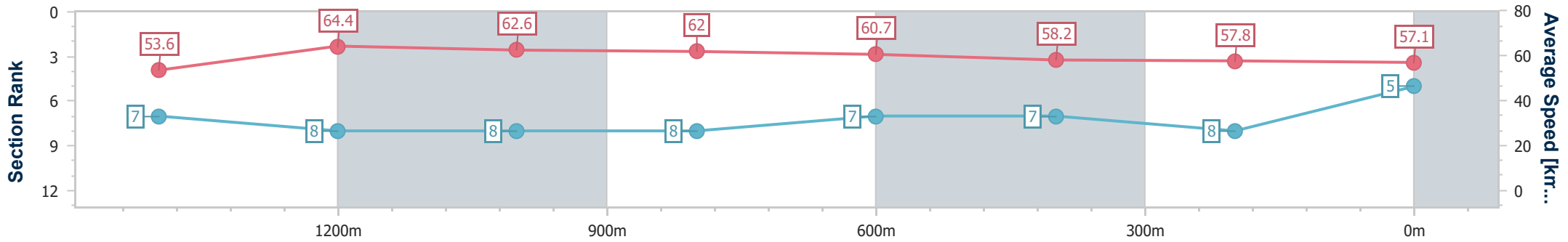
Race 3: TAB QTIS Three-Year-Old Maiden Plate - 1680m

16 February 2023 - 14:04



Track Rating: Good 3, Weather: fine, Rail Position: +4m Entire

Section	Overall	1400m	1200m	1000m	800m	600m	400m	200m
Section Times	1:42.45 [5] (0:18.87)	1:23.58 [7] (0:11.18)	1:12.40 [8] (0:11.37)	1:01.03 [8] (0:11.52)	0:49.51 [8] (0:11.83)	0:37.68 [7] (0:12.44)	0:25.24 [7] (0:12.63)	0:12.61 [8] (0:12.61)
Average Speed [km/h]	53.6	64.4	62.6	62.0	60.7	58.2	57.8	57.1
Top Speed [km/h]	66.3	65.4	64.3	63.5	61.6	60.1	58.7	58.1
Avg. Dist. to Rail [m]	3.5	0.6	2.6	3.3	1.3	1.7	4.2	6.2
Avg. Stride Freq. [Hz]	2.3	2.3	2.3	2.3	2.3	2.2	2.2	2.2
Avg. Stride Length [m]	6.6	7.7	7.7	7.6	7.4	7.2	7.2	7.2



- [] Ranking at each section and finish
- .-.- No data available at this section
- NA No data available



Horse/Jockey Name	Lord Gold
Final Rank	6
Fastest Section Time (Section)	0:11.12 (1400m)
Top Speed [km/h] (Section)	65.6 (1400m)
Race State	Finished



Ipswich QLD Professional

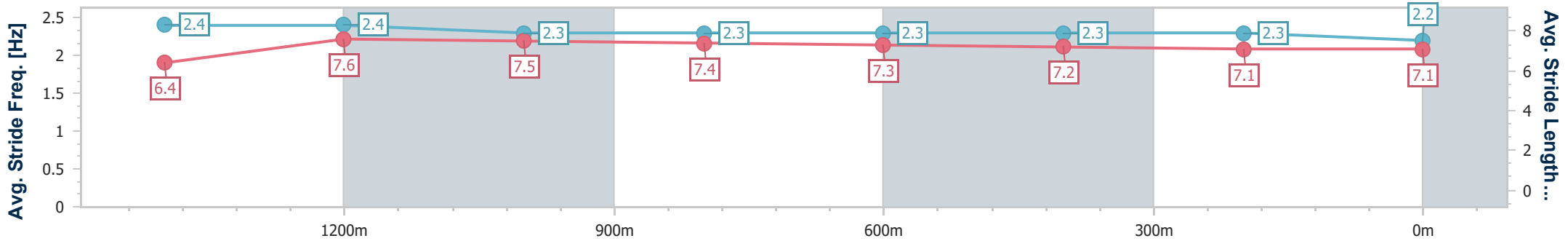
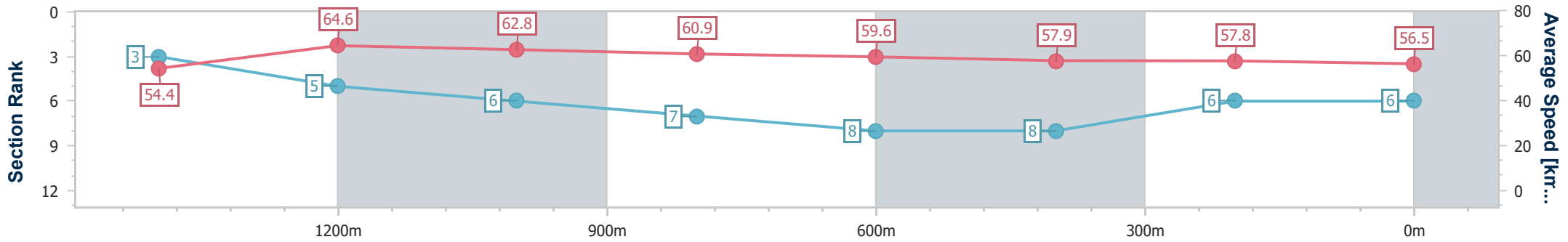
Race 3: TAB QTIS Three-Year-Old Maiden Plate - 1680m

16 February 2023 - 14:04

Track Rating: Good 3, Weather: fine, Rail Position: +4m Entire



Section	Overall	1400m	1200m	1000m	800m	600m	400m	200m
Section Times	1:42.55 [6] (0:18.56)	1:23.99 [3] (0:11.12)	1:12.87 [5] (0:11.41)	1:01.46 [6] (0:11.76)	0:49.70 [7] (0:11.99)	0:37.71 [8] (0:12.45)	0:25.26 [8] (0:12.51)	0:12.75 [6] (0:12.75)
Average Speed [km/h]	54.4	64.6	62.8	60.9	59.6	57.9	57.8	56.5
Top Speed [km/h]	65.3	65.6	64.3	62.5	60.4	59.0	58.1	57.9
Avg. Dist. to Rail [m]	3.9	0.4	1.1	2.0	1.8	0.5	1.6	1.4
Avg. Stride Freq. [Hz]	2.4	2.4	2.3	2.3	2.3	2.3	2.3	2.2
Avg. Stride Length [m]	6.4	7.6	7.5	7.4	7.3	7.2	7.1	7.1



- [] Ranking at each section and finish
- .-.- No data available at this section
- NA No data available



Horse/Jockey Name	Chicka
Final Rank	7
Fastest Section Time (Section)	0:11.01 (1400m)
Top Speed [km/h] (Section)	65.8 (1400m)
Race State	Finished



Ipswich QLD Professional

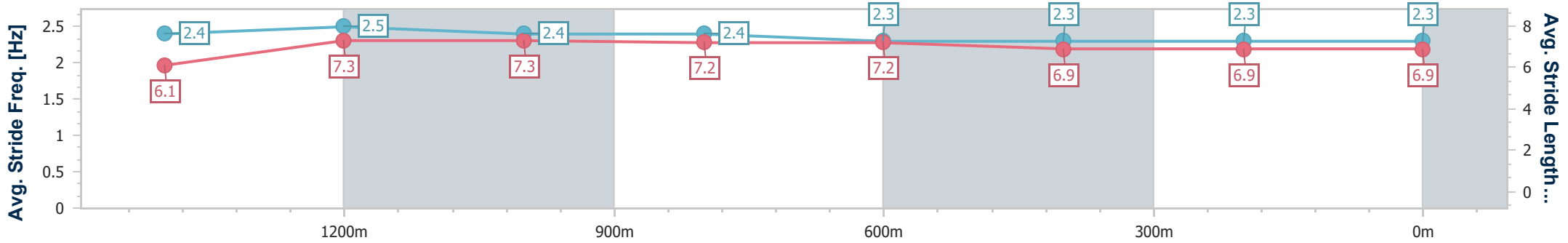
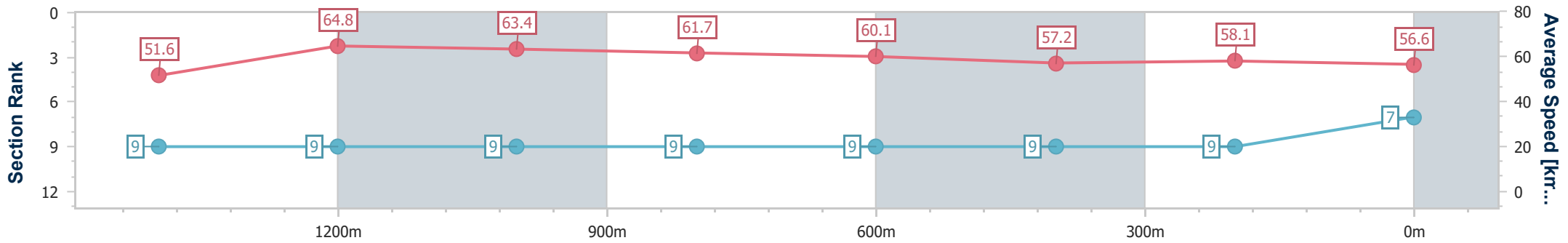
Race 3: TAB QTIS Three-Year-Old Maiden Plate - 1680m

16 February 2023 - 14:04



Track Rating: Good 3, Weather: fine, Rail Position: +4m Entire

Section	Overall	1400m	1200m	1000m	800m	600m	400m	200m
Section Times	1:42.69 [7] (0:19.56)	1:23.13 [9] (0:11.01)	1:12.12 [9] (0:11.10)	1:01.02 [9] (0:11.52)	0:49.50 [9] (0:11.81)	0:37.69 [9] (0:12.55)	0:25.14 [9] (0:12.42)	0:12.72 [9] (0:12.72)
Average Speed [km/h]	51.6	64.8	63.4	61.7	60.1	57.2	58.1	56.6
Top Speed [km/h]	63.3	65.8	65.1	63.1	61.6	58.6	58.7	59.3
Avg. Dist. to Rail [m]	3.7	2.2	5.0	5.6	3.7	1.2	1.0	1.0
Avg. Stride Freq. [Hz]	2.4	2.5	2.4	2.4	2.3	2.3	2.3	2.3
Avg. Stride Length [m]	6.1	7.3	7.3	7.2	7.2	6.9	6.9	6.9



- [] Ranking at each section and finish
- .-.- No data available at this section
- NA No data available



Horse/Jockey Name	Wonforwazza
Final Rank	8
Fastest Section Time (Section)	0:11.05 (1400m)
Top Speed [km/h] (Section)	67.3 (Overall)
Race State	Finished



Ipswich QLD Professional

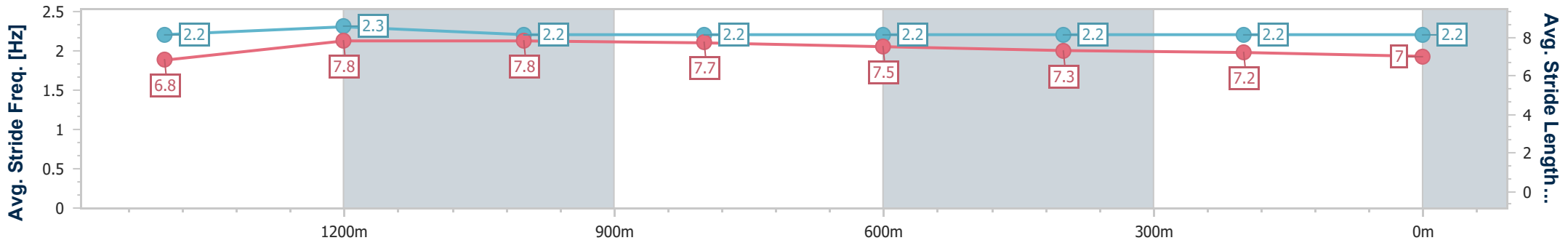
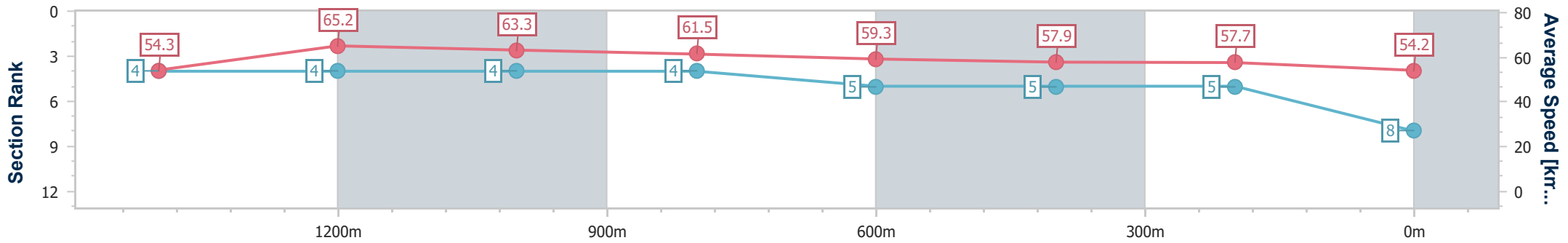
Race 3: TAB QTIS Three-Year-Old Maiden Plate - 1680m

16 February 2023 - 14:04



Track Rating: Good 3, Weather: fine, Rail Position: +4m Entire

Section	Overall	1400m	1200m	1000m	800m	600m	400m	200m
Section Times	1:42.75 [8] (0:18.61)	1:24.14 [4] (0:11.05)	1:13.09 [4] (0:11.19)	1:01.90 [4] (0:11.58)	0:50.32 [4] (0:12.02)	0:38.30 [5] (0:12.44)	0:25.86 [5] (0:12.58)	0:13.28 [5] (0:13.28)
Average Speed [km/h]	54.3	65.2	63.3	61.5	59.3	57.9	57.7	54.2
Top Speed [km/h]	67.3	66.9	64.0	62.8	61.7	58.6	58.4	56.9
Avg. Dist. to Rail [m]	5.7	1.0	3.8	4.8	2.6	0.5	2.2	4.0
Avg. Stride Freq. [Hz]	2.2	2.3	2.2	2.2	2.2	2.2	2.2	2.2
Avg. Stride Length [m]	6.8	7.8	7.8	7.7	7.5	7.3	7.2	7.0



- [] Ranking at each section and finish
- .-.- No data available at this section
- NA No data available



Horse/Jockey Name	Berakahquinn
Final Rank	9
Fastest Section Time (Section)	0:11.05 (1400m)
Top Speed [km/h] (Section)	66.4 (1400m)
Race State	Finished



Ipswich QLD Professional

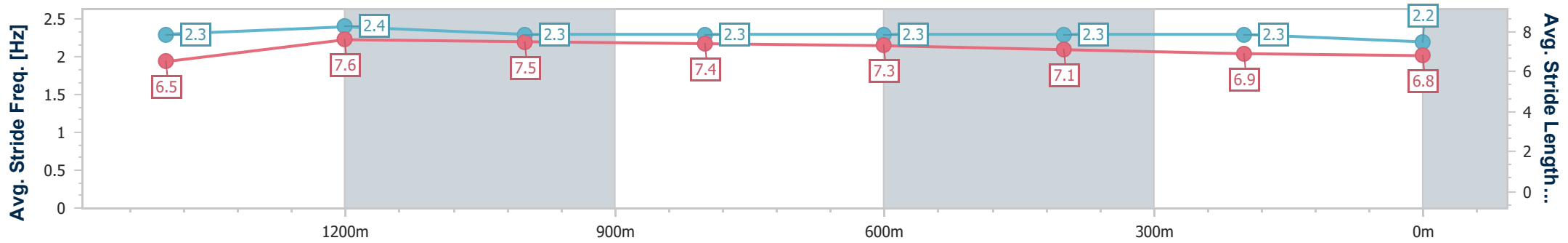
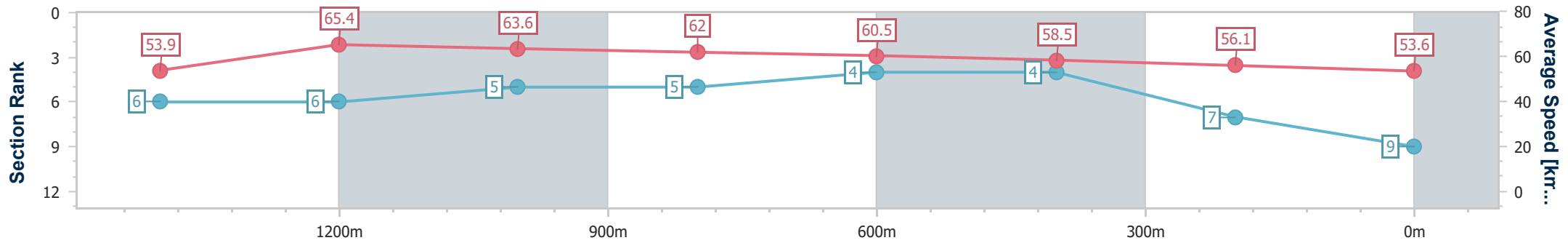
Race 3: TAB QTIS Three-Year-Old Maiden Plate - 1680m

16 February 2023 - 14:04



Track Rating: Good 3, Weather: fine, Rail Position: +4m Entire

Section	Overall	1400m	1200m	1000m	800m	600m	400m	200m
Section Times	1:43.26 [9] (0:18.72)	1:24.54 [6] (0:11.05)	1:13.49 [6] (0:11.25)	1:02.24 [5] (0:11.58)	0:50.66 [5] (0:11.83)	0:38.83 [4] (0:12.38)	0:26.45 [4] (0:13.01)	0:13.44 [7] (0:13.44)
Average Speed [km/h]	53.9	65.4	63.6	62.0	60.5	58.5	56.1	53.6
Top Speed [km/h]	65.1	66.4	65.2	63.4	60.9	60.1	57.6	55.3
Avg. Dist. to Rail [m]	6.1	0.8	1.2	2.2	1.2	1.5	3.9	4.1
Avg. Stride Freq. [Hz]	2.3	2.4	2.3	2.3	2.3	2.3	2.3	2.2
Avg. Stride Length [m]	6.5	7.6	7.5	7.4	7.3	7.1	6.9	6.8



- [] Ranking at each section and finish
- .-.- No data available at this section
- NA No data available