



**Ipswich QLD Professional**  
**Race 1: IPSWICH EVENTS & ENTERTAINMENT CENTRE QTIS Two-Year-Old Maiden Handicap - 1200m**  
 16 February 2023 - 12:54



Track Rating: Good 3, Weather: fine, Rail Position: +4m Entire

Section		Overall	1000m	800m	600m	400m	200m	Last 600m					
Field Times		1:11.01 (0:13.44)	0:57.57 (0:10.93)	0:46.64 (0:11.45)	0:35.19 (0:11.63)	0:23.56 (0:11.67)	0:11.89 (0:11.89)	0:35.19					
Rank	TAB Horse/Jockey	Barrier	Top Speed [km/h]	Fastest Section							Margin	Distance Travelled [m]	
1	1 ADELAD Ben Thompson	5	65.4 1000m	0:11.08 1000m	1:11.01 [1] (0:13.96)	0:57.05 [6] (0:11.08)	0:45.97 [6] (0:11.41)	0:34.56 [6] (0:11.25)	0:23.31 [2] (0:11.57)	0:11.74 [2] (0:11.74)	1:11.01	0:34.56	
2	8 GOLD 'N' GLAMOROUS Jim Byrne	6	69.2 Overall	0:10.93 1000m	1:11.10 [2] (0:13.44)	0:57.66 [1] (0:10.93)	0:46.73 [1] (0:11.45)	0:35.28 [1] (0:11.63)	0:23.65 [1] (0:11.67)	0:11.98 [1] (0:11.98)	0.5L	0:35.28	-3
3	2 DELARENTA Justin Huxtable	1	68.0 Overall	0:10.99 1000m	1:11.25 [3] (0:13.59)	0:57.66 [3] (0:10.99)	0:46.67 [3] (0:11.54)	0:35.13 [4] (0:11.74)	0:23.39 [5] (0:11.63)	0:11.76 [4] (0:11.76)	1.3L	0:35.13	-6
4	5 STORM FORCE TEN James Orman	2	67.9 1000m	0:10.97 1000m	1:11.28 [4] (0:13.54)	0:57.74 [2] (0:10.97)	0:46.77 [2] (0:11.50)	0:35.27 [2] (0:11.71)	0:23.56 [3] (0:11.68)	0:11.88 [3] (0:11.88)	1.5L	0:35.27	+0
5	9 STILETTOS Samantha Collett	3	67.0 1000m	0:10.91 1000m	1:11.78 [5] (0:13.79)	0:57.99 [4] (0:10.91)	0:47.08 [4] (0:11.41)	0:35.67 [3] (0:11.75)	0:23.92 [4] (0:11.82)	0:12.10 [5] (0:12.10)	4.3L	0:35.67	+1
6	3 SPEEDY MACHO Ryan Wiggins	4	68.8 Overall	0:10.97 1000m	1:11.86 [6] (0:13.91)	0:57.95 [5] (0:10.97)	0:46.98 [5] (0:11.55)	0:35.43 [5] (0:11.62)	0:23.81 [7] (0:11.70)	0:12.11 [6] (0:12.11)	4.7L	0:35.43	-3
7	4 BRAVE COWBOY BILL Justin Stanley	7	66.1 1000m	0:11.04 1000m	1:14.32 [7] (0:14.26)	1:00.06 [7] (0:11.04)	0:49.02 [7] (0:11.38)	0:37.64 [7] (0:11.33)	0:26.31 [6] (0:12.29)	0:14.02 [7] (0:14.02)	19L	0:37.64	+0

Scratched: Cryptic Sound (#6), Flying Maple (#7)

[ ] Ranking at each section and finish  
 -:-:- No data available at this section  
 NA No data available

SCN Saddle cloth number  
 DNF Did not finish  
 DNT Did not track



Horse/Jockey Name	Adelad
Final Rank	1
Fastest Section Time (Section)	0:11.08 (1000m)
Top Speed [km/h] (Section)	65.4 (1000m)
Race State	Finished



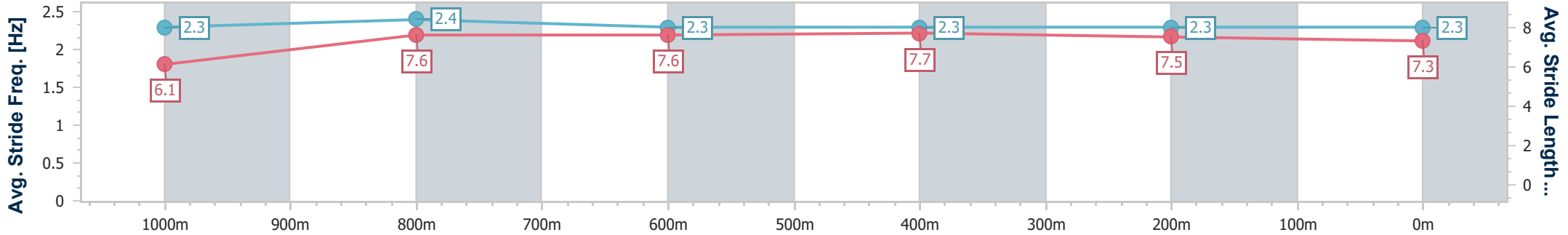
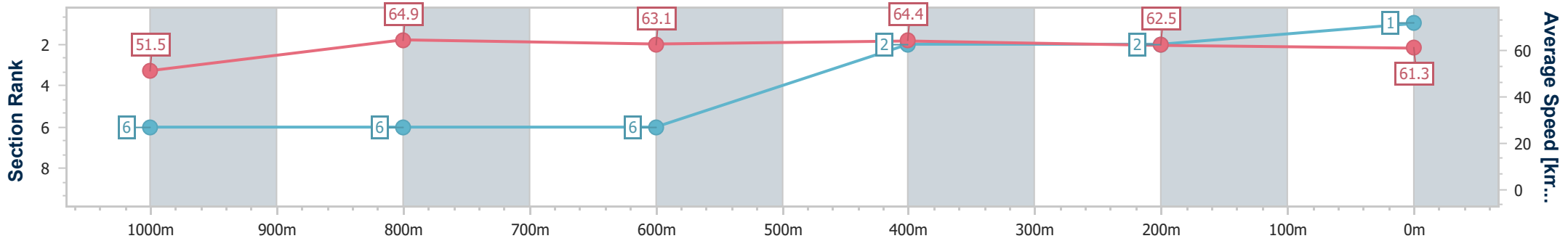
Ipswich QLD Professional  
 Race 1: IPSWICH EVENTS & ENTERTAINMENT CENTRE QTIS  
 Two-Year-Old Maiden Handicap - 1200m



16 February 2023 - 12:54

Track Rating: Good 3, Weather: fine, Rail Position: +4m Entire

Section	Overall	1000m	800m	600m	400m	200m
Section Times	1:11.01 [1] (0:13.96)	0:57.05 [6] (0:11.08)	0:45.97 [6] (0:11.41)	0:34.56 [6] (0:11.25)	0:23.31 [2] (0:11.57)	0:11.74 [2] (0:11.74)
Average Speed [km/h]	51.5	64.9	63.1	64.4	62.5	61.3
Top Speed [km/h]	65.1	65.4	63.9	65.0	63.0	62.6
Avg. Dist. to Rail [m]	4.4	0.6	0.3	1.3	1.6	3.7
Avg. Stride Freq. [Hz]	2.3	2.4	2.3	2.3	2.3	2.3
Avg. Stride Length [m]	6.1	7.6	7.6	7.7	7.5	7.3



- [ ] Ranking at each section and finish
- .-.- No data available at this section
- NA No data available



Horse/Jockey Name	Gold 'N' Glamorous
Final Rank	2
Fastest Section Time (Section)	0:10.93 (1000m)
Top Speed [km/h] (Section)	69.2 (Overall)
Race State	Finished



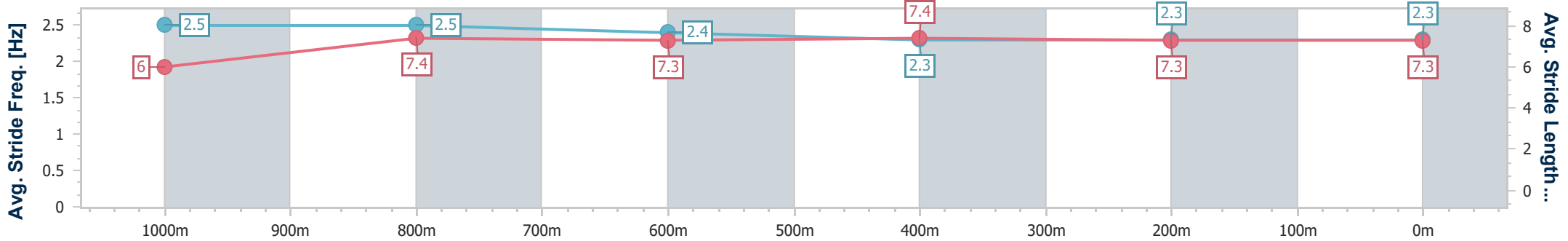
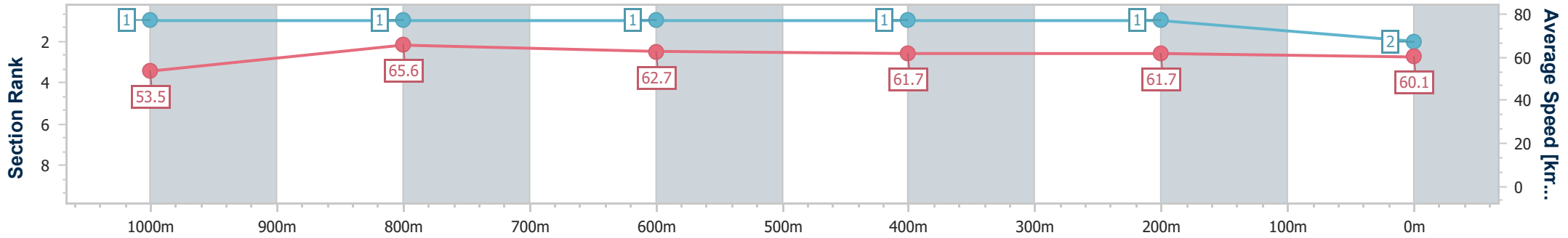
Ipswich QLD Professional  
 Race 1: IPSWICH EVENTS & ENTERTAINMENT CENTRE QTIS  
 Two-Year-Old Maiden Handicap - 1200m



16 February 2023 - 12:54

Track Rating: Good 3, Weather: fine, Rail Position: +4m Entire

Section	Overall	1000m	800m	600m	400m	200m
Section Times	1:11.10 [2] (0:13.44)	0:57.66 [1] (0:10.93)	0:46.73 [1] (0:11.45)	0:35.28 [1] (0:11.63)	0:23.65 [1] (0:11.67)	0:11.98 [1] (0:11.98)
Average Speed [km/h]	53.5	65.6	62.7	61.7	61.7	60.1
Top Speed [km/h]	69.2	68.1	63.6	62.9	61.9	61.5
Avg. Dist. to Rail [m]	3.9	2.0	1.1	0.4	0.6	2.1
Avg. Stride Freq. [Hz]	2.5	2.5	2.4	2.3	2.3	2.3
Avg. Stride Length [m]	6.0	7.4	7.3	7.4	7.3	7.3



- [ ] Ranking at each section and finish
- .-.- No data available at this section
- NA No data available



Horse/Jockey Name	Delarenta
Final Rank	3
Fastest Section Time (Section)	0:10.99 (1000m)
Top Speed [km/h] (Section)	68.0 (Overall)
Race State	Finished



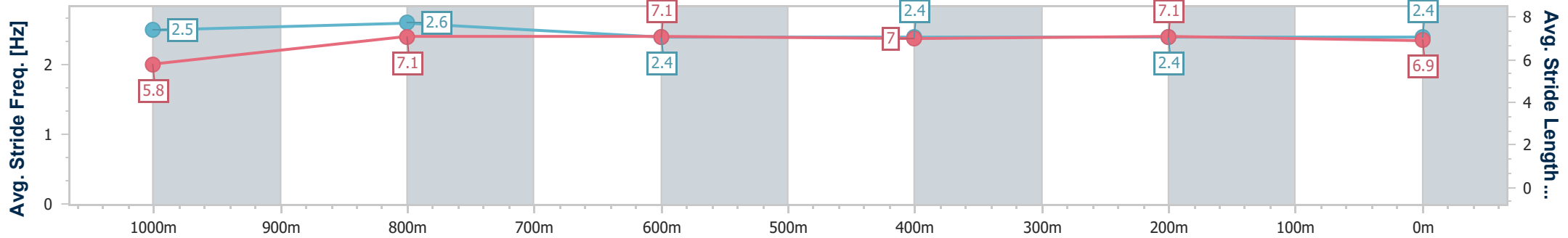
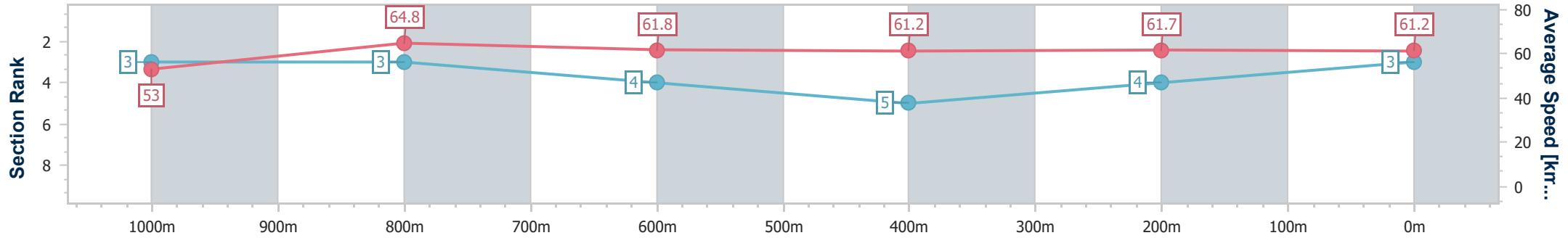
Ipswich QLD Professional  
 Race 1: IPSWICH EVENTS & ENTERTAINMENT CENTRE QTIS  
 Two-Year-Old Maiden Handicap - 1200m



16 February 2023 - 12:54

Track Rating: Good 3, Weather: fine, Rail Position: +4m Entire

Section	Overall	1000m	800m	600m	400m	200m
Section Times	1:11.25 [3] (0:13.59)	0:57.66 [3] (0:10.99)	0:46.67 [3] (0:11.54)	0:35.13 [4] (0:11.74)	0:23.39 [5] (0:11.63)	0:11.76 [4] (0:11.76)
Average Speed [km/h]	53.0	64.8	61.8	61.2	61.7	61.2
Top Speed [km/h]	68.0	67.2	63.3	62.1	62.5	62.8
Avg. Dist. to Rail [m]	1.3	4.6	2.3	0.5	0.4	2.6
Avg. Stride Freq. [Hz]	2.5	2.6	2.4	2.4	2.4	2.4
Avg. Stride Length [m]	5.8	7.1	7.1	7.0	7.1	6.9



- [ ] Ranking at each section and finish
- .-.- No data available at this section
- NA No data available



Horse/Jockey Name	Storm Force Ten
Final Rank	4
Fastest Section Time (Section)	0:10.97 (1000m)
Top Speed [km/h] (Section)	67.9 (1000m)
Race State	Finished



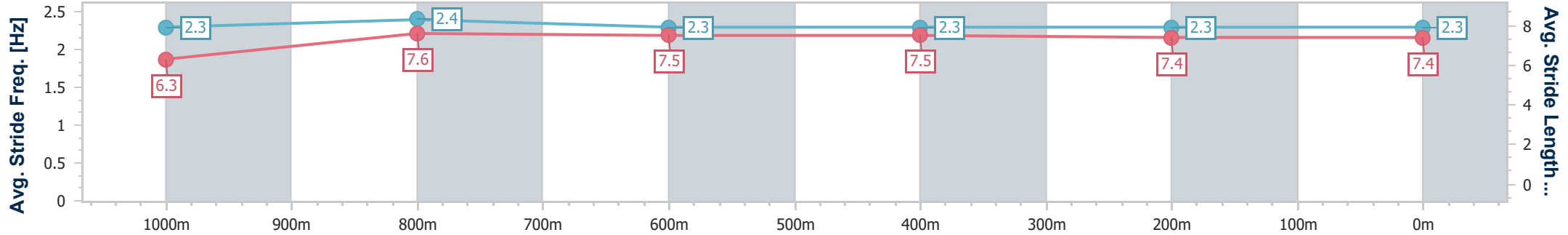
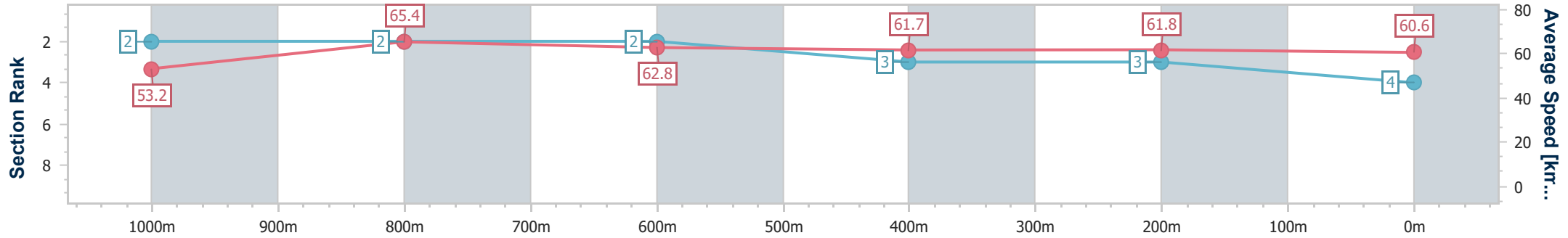
Ipswich QLD Professional  
 Race 1: IPSWICH EVENTS & ENTERTAINMENT CENTRE QTIS  
 Two-Year-Old Maiden Handicap - 1200m



16 February 2023 - 12:54

Track Rating: Good 3, Weather: fine, Rail Position: +4m Entire

Section	Overall	1000m	800m	600m	400m	200m
Section Times	1:11.28 [4] (0:13.54)	0:57.74 [2] (0:10.97)	0:46.77 [2] (0:11.50)	0:35.27 [2] (0:11.71)	0:23.56 [3] (0:11.68)	0:11.88 [3] (0:11.88)
Average Speed [km/h]	53.2	65.4	62.8	61.7	61.8	60.6
Top Speed [km/h]	67.5	67.9	63.7	62.7	63.0	61.5
Avg. Dist. to Rail [m]	2.0	1.5	0.7	1.2	1.1	2.8
Avg. Stride Freq. [Hz]	2.3	2.4	2.3	2.3	2.3	2.3
Avg. Stride Length [m]	6.3	7.6	7.5	7.5	7.4	7.4



- [ ] Ranking at each section and finish
- .-.- No data available at this section
- NA No data available



Horse/Jockey Name	Stiletto
Final Rank	5
Fastest Section Time (Section)	0:10.91 (1000m)
Top Speed [km/h] (Section)	67.0 (1000m)
Race State	Finished



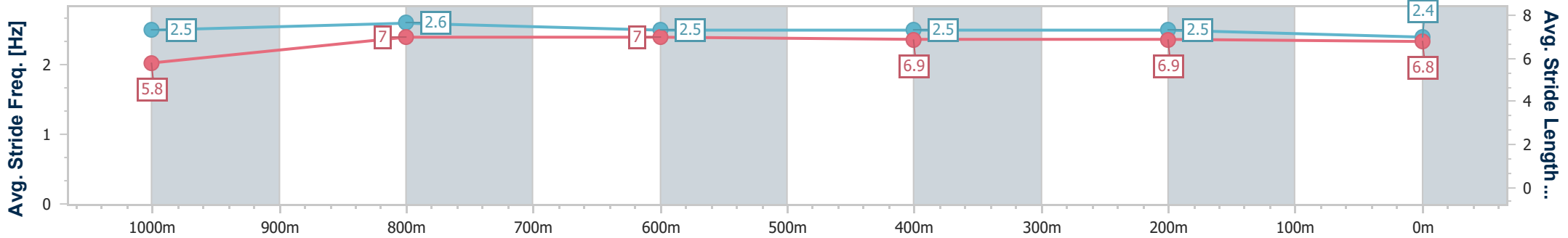
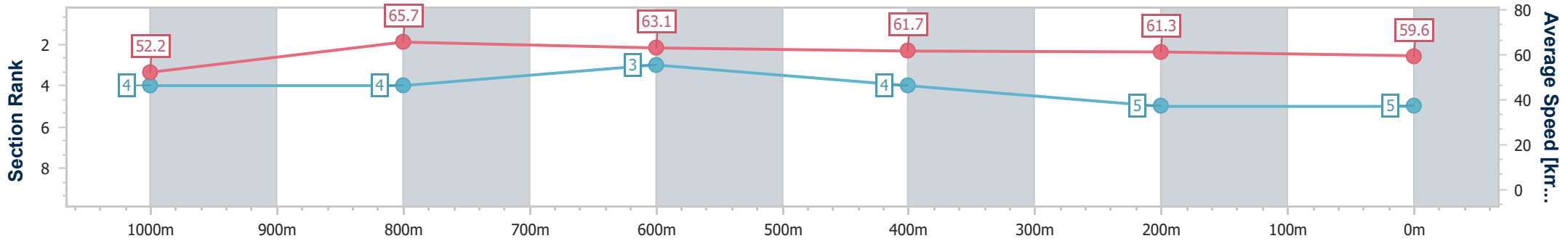
Ipswich QLD Professional  
 Race 1: IPSWICH EVENTS & ENTERTAINMENT CENTRE QTIS  
 Two-Year-Old Maiden Handicap - 1200m



16 February 2023 - 12:54

Track Rating: Good 3, Weather: fine, Rail Position: +4m Entire

Section	Overall	1000m	800m	600m	400m	200m
Section Times	1:11.78 [5] (0:13.79)	0:57.99 [4] (0:10.91)	0:47.08 [4] (0:11.41)	0:35.67 [3] (0:11.75)	0:23.92 [4] (0:11.82)	0:12.10 [5] (0:12.10)
Average Speed [km/h]	52.2	65.7	63.1	61.7	61.3	59.6
Top Speed [km/h]	66.2	67.0	64.1	62.5	61.8	61.2
Avg. Dist. to Rail [m]	2.7	1.9	0.3	1.6	2.0	3.3
Avg. Stride Freq. [Hz]	2.5	2.6	2.5	2.5	2.5	2.4
Avg. Stride Length [m]	5.8	7.0	7.0	6.9	6.9	6.8



- [ ] Ranking at each section and finish
- .-.- No data available at this section
- NA No data available



Horse/Jockey Name	Speedy Macho
Final Rank	6
Fastest Section Time (Section)	0:10.97 (1000m)
Top Speed [km/h] (Section)	68.8 (Overall)
Race State	Finished



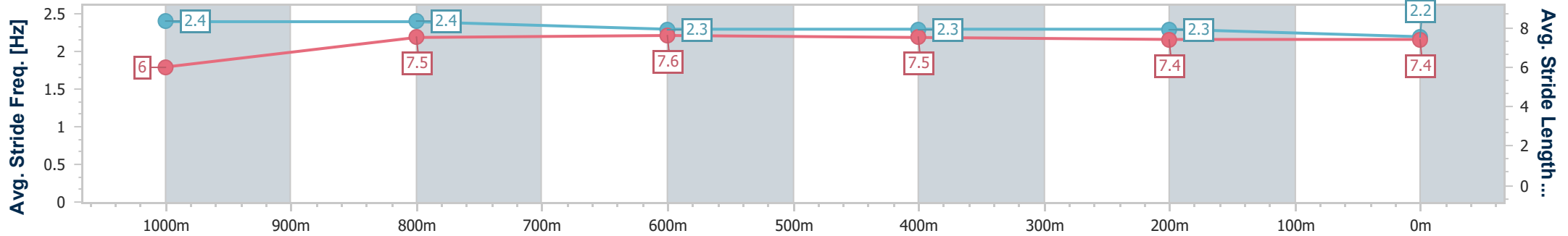
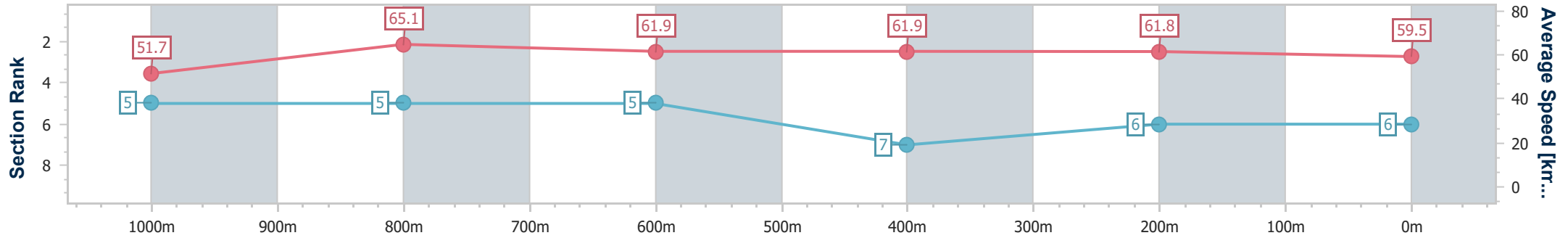
Ipswich QLD Professional  
 Race 1: IPSWICH EVENTS & ENTERTAINMENT CENTRE QTIS  
 Two-Year-Old Maiden Handicap - 1200m



16 February 2023 - 12:54

Track Rating: Good 3, Weather: fine, Rail Position: +4m Entire

Section	Overall	1000m	800m	600m	400m	200m
Section Times	1:11.86 [6] (0:13.91)	0:57.95 [5] (0:10.97)	0:46.98 [5] (0:11.55)	0:35.43 [5] (0:11.62)	0:23.81 [7] (0:11.70)	0:12.11 [6] (0:12.11)
Average Speed [km/h]	51.7	65.1	61.9	61.9	61.8	59.5
Top Speed [km/h]	68.8	68.4	63.2	63.6	64.6	61.5
Avg. Dist. to Rail [m]	2.0	2.8	2.0	0.7	1.5	0.9
Avg. Stride Freq. [Hz]	2.4	2.4	2.3	2.3	2.3	2.2
Avg. Stride Length [m]	6.0	7.5	7.6	7.5	7.4	7.4



- [ ] Ranking at each section and finish
- .-.- No data available at this section
- NA No data available



Horse/Jockey Name	Brave Cowboy Bill
Final Rank	7
Fastest Section Time (Section)	0:11.04 (1000m)
Top Speed [km/h] (Section)	66.1 (1000m)
Race State	Finished



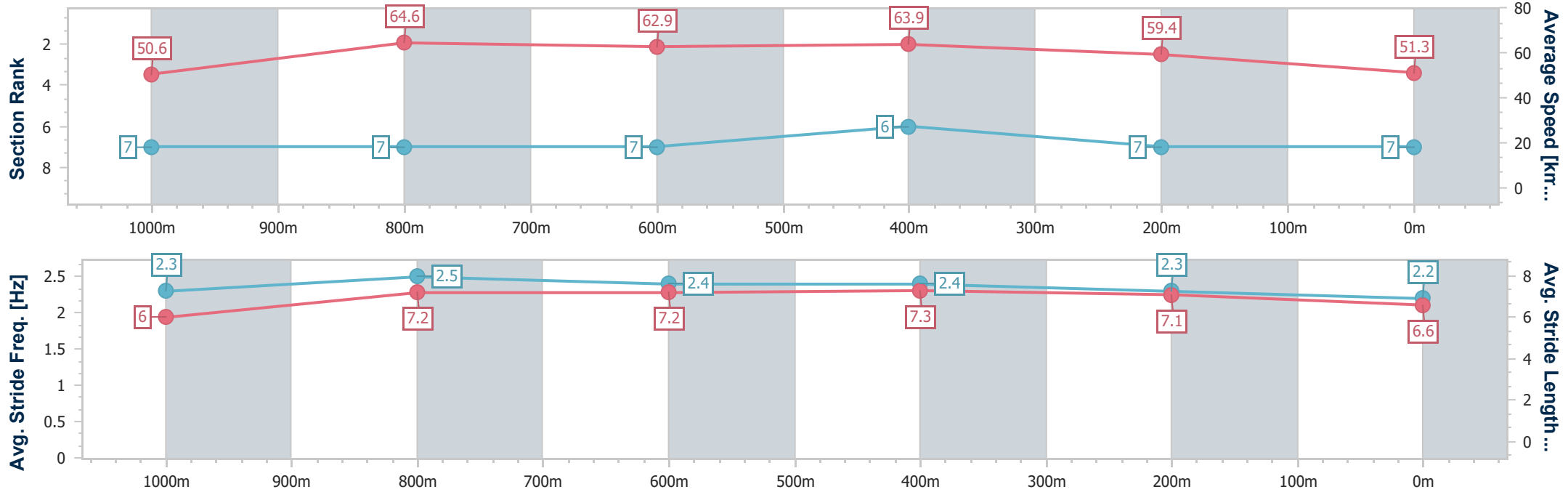
Ipswich QLD Professional  
 Race 1: IPSWICH EVENTS & ENTERTAINMENT CENTRE QTIS  
 Two-Year-Old Maiden Handicap - 1200m



16 February 2023 - 12:54

Track Rating: Good 3, Weather: fine, Rail Position: +4m Entire

Section	Overall	1000m	800m	600m	400m	200m
Section Times	1:14.32 [7] (0:14.26)	1:00.06 [7] (0:11.04)	0:49.02 [7] (0:11.38)	0:37.64 [7] (0:11.33)	0:26.31 [6] (0:12.29)	0:14.02 [7] (0:14.02)
Average Speed [km/h]	50.6	64.6	62.9	63.9	59.4	51.3
Top Speed [km/h]	63.5	66.1	64.3	65.5	63.7	54.3
Avg. Dist. to Rail [m]	4.9	3.0	1.9	1.1	2.1	0.6
Avg. Stride Freq. [Hz]	2.3	2.5	2.4	2.4	2.3	2.2
Avg. Stride Length [m]	6.0	7.2	7.2	7.3	7.1	6.6



- [ ] Ranking at each section and finish
- .-.- No data available at this section
- NA No data available