



# Sunshine Coast QLD Professional

## Race 2: BOLD DESIGN KITCHENS Maiden Handicap - 1800m

12 February 2023 - 13:00



Track Rating: Good 4, Weather: Fine, Rail Position: +5m Entire

Section		Overall	1600m	1400m	1200m	1000m	800m	600m	Last 600m				
Field Times		1:52.50 (0:13.78)	1:38.72 (0:11.51)	1:27.21 (0:12.16)	1:15.05 (0:12.71)	1:02.34 (0:13.17)	0:49.17 (0:12.76)	0:36.41 (0:12.25)	0:36.41				
Rank	TAB Horse/Jockey	Barrier	Top Speed [km/h]	Fastest Section									Distance Travelled [m]
1	4 WYATT RIVER Taylor Marshall	1	63.9 1600m	0:11.53 1600m	1:52.50 [1] (0:14.19)	1:38.31 [4] (0:11.53)	1:26.78 [3] (0:12.23)	1:14.55 [3] (0:12.73)	1:01.82 [3] (0:12.98)	0:48.84 [3] (0:12.65)	0:36.19 [3] (0:12.24)	0:36.19	
2	6 NEWMARKET MISS Brooke Ainsworth	6	64.4 1600m	0:11.53 400m	1:52.51 [2] (0:14.24)	1:38.27 [5] (0:11.62)	1:26.65 [5] (0:12.30)	1:14.35 [5] (0:12.69)	1:01.66 [5] (0:13.10)	0:48.56 [5] (0:12.64)	0:35.92 [5] (0:12.18)	0:35.92	+4
3	8 SEA KISSED Rebecca Wilson	2	64.8 1600m	0:11.35 1600m	1:52.63 [3] (0:14.67)	1:37.96 [6] (0:11.35)	1:26.61 [6] (0:12.15)	1:14.46 [6] (0:12.77)	1:01.69 [6] (0:13.00)	0:48.69 [6] (0:12.70)	0:35.99 [6] (0:12.14)	0:35.99	-5
4	3 IS THAT YOU ETHEL Georgina Cartwright	3	63.6 1600m	0:11.51 1600m	1:52.83 [4] (0:13.78)	1:39.05 [1] (0:11.51)	1:27.54 [1] (0:12.16)	1:15.38 [1] (0:12.71)	1:02.67 [1] (0:13.17)	0:49.50 [1] (0:12.76)	0:36.74 [1] (0:12.25)	0:36.74	+1
5	7 PERFECT IMPACT Samantha Collett	9	65.7 1600m	0:11.34 1600m	1:53.32 [5] (0:14.81)	1:38.51 [7] (0:11.34)	1:27.17 [8] (0:12.41)	1:14.76 [8] (0:12.81)	1:01.95 [8] (0:12.98)	0:48.97 [8] (0:12.51)	0:36.46 [8] (0:12.12)	0:36.46	+0
6	5 DESTINATION SYDNEY Matthew Gray	5	65.4 1600m	0:11.44 1600m	1:53.34 [6] (0:13.88)	1:39.46 [2] (0:11.44)	1:28.02 [2] (0:12.20)	1:15.82 [2] (0:12.73)	1:03.09 [2] (0:13.29)	0:49.80 [2] (0:12.64)	0:37.16 [2] (0:12.32)	0:37.16	+0
7	2 DIVINE CHARM Nikita Beriman	4	63.4 Overall	0:11.74 1600m	1:53.53 [7] (0:13.95)	1:39.58 [3] (0:11.74)	1:27.84 [4] (0:12.29)	1:15.55 [4] (0:12.76)	1:02.79 [4] (0:13.04)	0:49.75 [4] (0:12.64)	0:37.11 [4] (0:12.09)	0:37.11	-4
8	9 SHE SHALL RULE Tiffani Brooker	8	66.0 1600m	0:11.30 1600m	1:53.59 [8] (0:14.83)	1:38.76 [8] (0:11.30)	1:27.46 [7] (0:12.30)	1:15.16 [7] (0:12.76)	1:02.40 [7] (0:13.06)	0:49.34 [7] (0:12.59)	0:36.75 [7] (0:12.19)	0:36.75	+3

Scratched: Decarbonise (#1)

[ ] Ranking at each section and finish  
 -:-:- No data available at this section  
 NA No data available

SCN Saddle cloth number  
 DNF Did not finish  
 DNT Did not track



# Sunshine Coast QLD Professional

## Race 2: BOLD DESIGN KITCHENS Maiden Handicap - 1800m



12 February 2023 - 13:00

Track Rating: Good 4, Weather: Fine, Rail Position: +5m Entire

Section				400m	200m			Last 600m		
Field Times				0:24.16 (0:11.96)	0:12.20 (0:12.20)			0:36.41		
Rank	TAB	Horse/Jockey	Barrier	Top Speed [km/h]	Fastest Section	Margin				Distance Travelled [m]
1	4	WYATT RIVER Taylor Marshall	1	63.9 1600m	0:11.53 1600m	0:23.95 [2] (0:11.81)	0:12.14 [3] (0:12.14)	1:52.50	0:36.19	
2	6	NEWMARKET MISS Brooke Ainsworth	6	64.4 1600m	0:11.53 400m	0:23.74 [5] (0:11.53)	0:12.21 [1] (0:12.21)	0.1L	0:35.92	+4
3	8	SEA KISSED Rebecca Wilson	2	64.8 1600m	0:11.35 1600m	0:23.85 [6] (0:11.84)	0:12.01 [4] (0:12.01)	0.6L	0:35.99	-5
4	3	IS THAT YOU ETHEL Georgina Cartwright	3	63.6 1600m	0:11.51 1600m	0:24.49 [1] (0:11.99)	0:12.50 [2] (0:12.50)	1.6L	0:36.74	+1
5	7	PERFECT IMPACT Samantha Collett	9	65.7 1600m	0:11.34 1600m	0:24.34 [8] (0:11.84)	0:12.50 [7] (0:12.50)	4.4L	0:36.46	+0
6	5	DESTINATION SYDNEY Matthew Gray	5	65.4 1600m	0:11.44 1600m	0:24.84 [3] (0:12.11)	0:12.73 [5] (0:12.73)	4.5L	0:37.16	+0
7	2	DIVINE CHARM Nikita Beriman	4	63.4 Overall	0:11.74 1600m	0:25.02 [4] (0:12.05)	0:12.97 [6] (0:12.97)	5.5L	0:37.11	-4
8	9	SHE SHALL RULE Tiffani Brooker	8	66.0 1600m	0:11.30 1600m	0:24.56 [7] (0:11.90)	0:12.66 [8] (0:12.66)	5.7L	0:36.75	+3

Scratched: Decarbonise (#1)



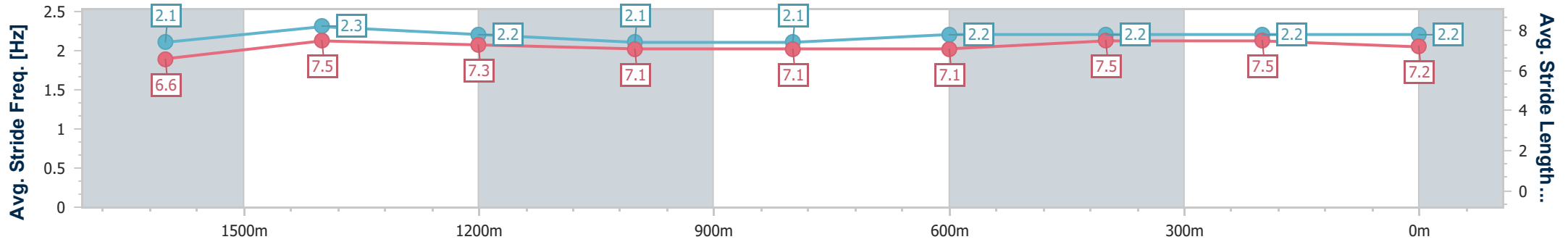
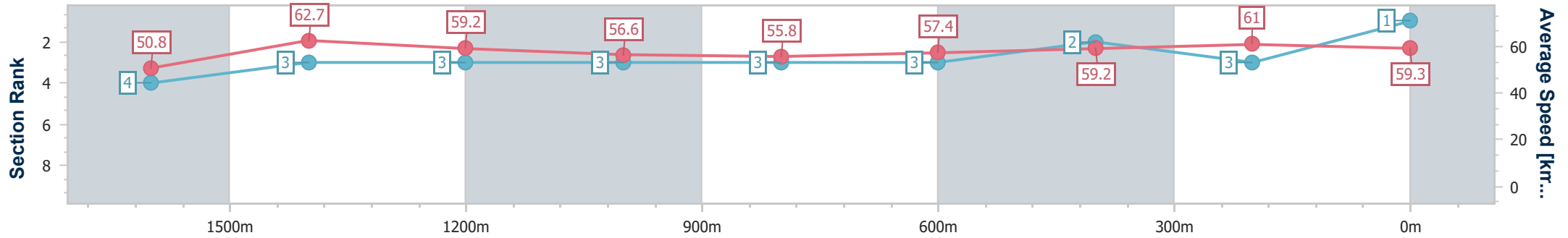
Horse/Jockey Name	Wyatt River
Final Rank	1
Fastest Section Time (Section)	0:11.53 (1600m)
Top Speed [km/h] (Section)	63.9 (1600m)
Race State	Finished



Sunshine Coast QLD Professional  
 Race 2: BOLD DESIGN KITCHENS Maiden Handicap - 1800m  
 12 February 2023 - 13:00  
 Track Rating: Good 4, Weather: Fine, Rail Position: +5m Entire



Section	Overall	1600m	1400m	1200m	1000m	800m	600m	400m	200m
Section Times	1:52.50 [1] (0:14.19)	1:38.31 [4] (0:11.53)	1:26.78 [3] (0:12.23)	1:14.55 [3] (0:12.73)	1:01.82 [3] (0:12.98)	0:48.84 [3] (0:12.65)	0:36.19 [3] (0:12.24)	0:23.95 [2] (0:11.81)	0:12.14 [3] (0:12.14)
Average Speed [km/h]	50.8	62.7	59.2	56.6	55.8	57.4	59.2	61.0	59.3
Top Speed [km/h]	61.7	63.9	61.6	57.5	57.0	59.4	60.4	61.3	60.5
Avg. Dist. to Rail [m]	1.7	1.1	2.1	2.3	2.1	1.5	1.0	1.4	3.1
Avg. Stride Freq. [Hz]	2.1	2.3	2.2	2.1	2.1	2.2	2.2	2.2	2.2
Avg. Stride Length [m]	6.6	7.5	7.3	7.1	7.1	7.1	7.5	7.5	7.2



- [ ] Ranking at each section and finish
- .-.- No data available at this section
- NA No data available



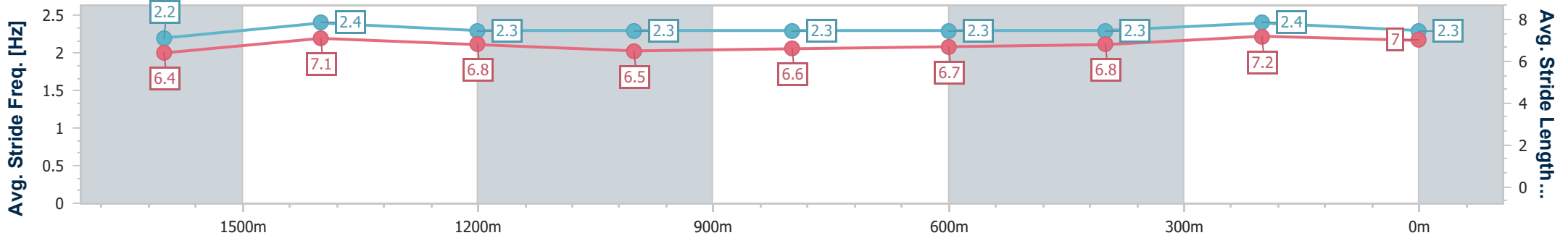
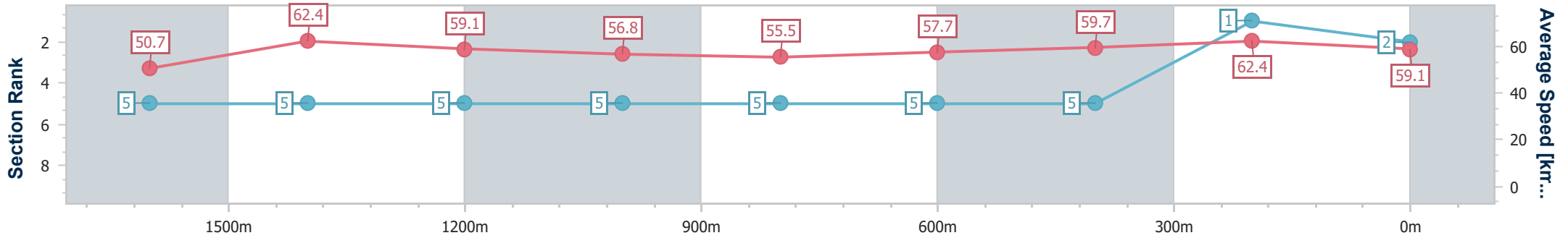
Horse/Jockey Name	Newmarket Miss
Final Rank	2
Fastest Section Time (Section)	0:11.53 (400m)
Top Speed [km/h] (Section)	64.4 (1600m)
Race State	Finished



Sunshine Coast QLD Professional  
 Race 2: BOLD DESIGN KITCHENS Maiden Handicap - 1800m  
 12 February 2023 - 13:00  
 Track Rating: Good 4, Weather: Fine, Rail Position: +5m Entire



Section	Overall	1600m	1400m	1200m	1000m	800m	600m	400m	200m				
Section Times	1:52.51 [2] (0:14.24)	1:38.27 [5] (0:11.62)	1:26.65 [5] (0:12.30)	1:14.35 [5] (0:12.69)	1:01.66 [5] (0:13.10)	0:48.56 [5] (0:12.64)	0:35.92 [5] (0:12.18)	0:23.74 [5] (0:11.53)	0:12.21 [1] (0:12.21)				
Average Speed [km/h]	50.7	62.4	59.1	56.8	55.5	57.7	59.7	62.4	59.1				
Top Speed [km/h]	63.9	64.4	61.2	58.1	56.9	59.3	62.1	63.8	61.9				
Avg. Dist. to Rail [m]	4.6	2.2	3.1	3.0	3.1	2.3	1.9	4.5	4.7				
Avg. Stride Freq. [Hz]	2.2	2.4	2.3	2.3	2.3	2.3	2.3	2.4	2.3				
Avg. Stride Length [m]	6.4	7.1	6.8	6.5	6.6	6.7	6.8	7.2	7.0				



- [ ] Ranking at each section and finish
- .-.- No data available at this section
- NA No data available



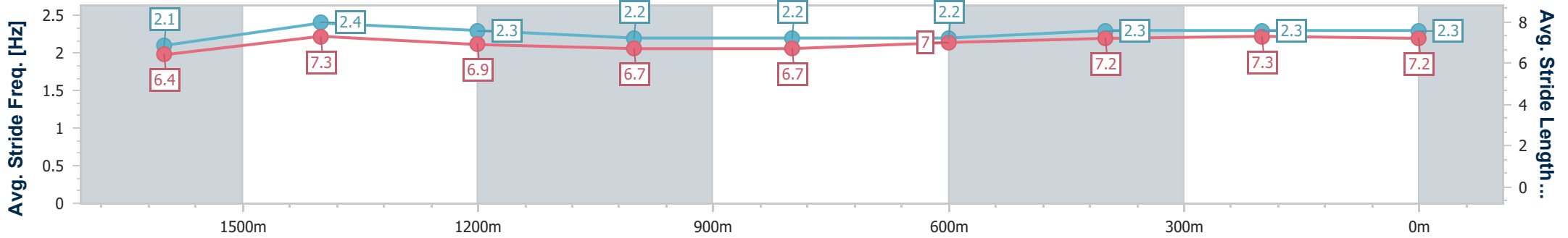
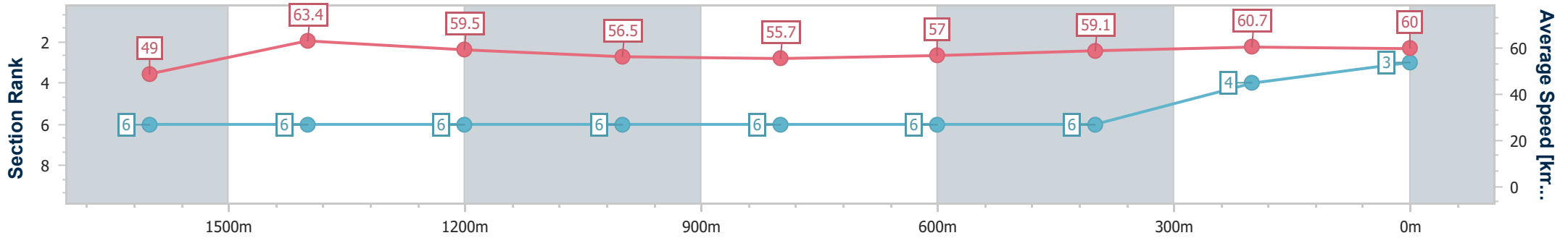
Horse/Jockey Name	Sea Kissed
Final Rank	3
Fastest Section Time (Section)	0:11.35 (1600m)
Top Speed [km/h] (Section)	64.8 (1600m)
Race State	Finished



Sunshine Coast QLD Professional  
 Race 2: BOLD DESIGN KITCHENS Maiden Handicap - 1800m  
 12 February 2023 - 13:00  
 Track Rating: Good 4, Weather: Fine, Rail Position: +5m Entire



Section	Overall	1600m	1400m	1200m	1000m	800m	600m	400m	200m
Section Times	1:52.63 [3] (0:14.67)	1:37.96 [6] (0:11.35)	1:26.61 [6] (0:12.15)	1:14.46 [6] (0:12.77)	1:01.69 [6] (0:13.00)	0:48.69 [6] (0:12.70)	0:35.99 [6] (0:12.14)	0:23.85 [6] (0:11.84)	0:12.01 [4] (0:12.01)
Average Speed [km/h]	49.0	63.4	59.5	56.5	55.7	57.0	59.1	60.7	60.0
Top Speed [km/h]	62.3	64.8	64.0	57.7	57.4	58.4	60.3	61.4	60.8
Avg. Dist. to Rail [m]	1.7	0.6	2.0	2.0	1.9	1.0	0.6	0.5	1.5
Avg. Stride Freq. [Hz]	2.1	2.4	2.3	2.2	2.2	2.2	2.3	2.3	2.3
Avg. Stride Length [m]	6.4	7.3	6.9	6.7	6.7	7.0	7.2	7.3	7.2



- [ ] Ranking at each section and finish
- .-.- No data available at this section
- NA No data available



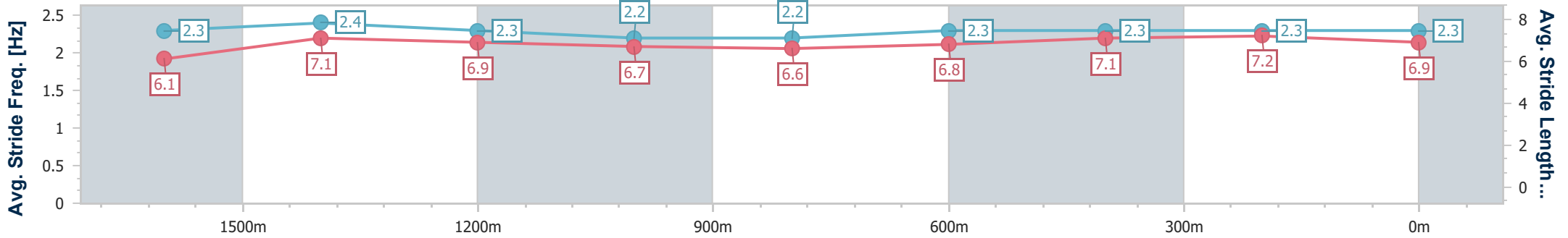
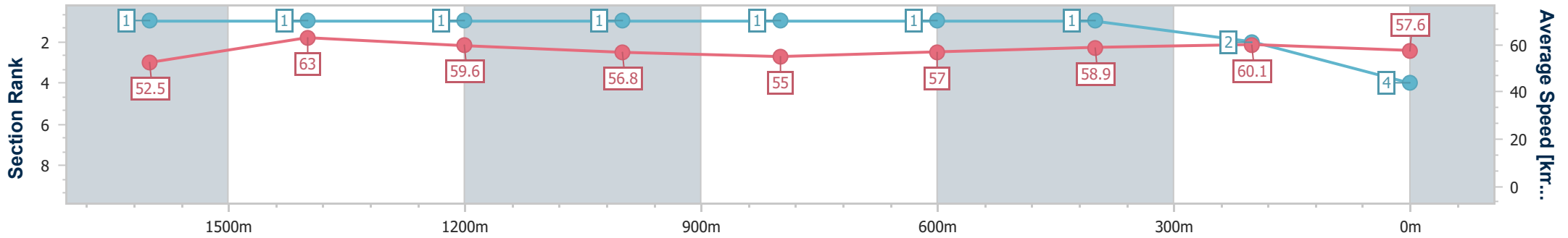
Horse/Jockey Name	Is That You Ethel
Final Rank	4
Fastest Section Time (Section)	0:11.51 (1600m)
Top Speed [km/h] (Section)	63.6 (1600m)
Race State	Finished



Sunshine Coast QLD Professional  
 Race 2: BOLD DESIGN KITCHENS Maiden Handicap - 1800m  
 12 February 2023 - 13:00  
 Track Rating: Good 4, Weather: Fine, Rail Position: +5m Entire



Section	Overall	1600m	1400m	1200m	1000m	800m	600m	400m	200m
Section Times	1:52.83 [4] (0:13.78)	1:39.05 [1] (0:11.51)	1:27.54 [1] (0:12.16)	1:15.38 [1] (0:12.71)	1:02.67 [1] (0:13.17)	0:49.50 [1] (0:12.76)	0:36.74 [1] (0:12.25)	0:24.49 [1] (0:11.99)	0:12.50 [2] (0:12.50)
Average Speed [km/h]	52.5	63.0	59.6	56.8	55.0	57.0	58.9	60.1	57.6
Top Speed [km/h]	63.3	63.6	62.4	57.4	55.7	58.6	59.8	60.8	60.7
Avg. Dist. to Rail [m]	3.6	2.4	2.3	2.4	2.2	1.6	0.7	2.8	4.7
Avg. Stride Freq. [Hz]	2.3	2.4	2.3	2.2	2.2	2.3	2.3	2.3	2.3
Avg. Stride Length [m]	6.1	7.1	6.9	6.7	6.6	6.8	7.1	7.2	6.9



- [ ] Ranking at each section and finish
- .-.- No data available at this section
- NA No data available



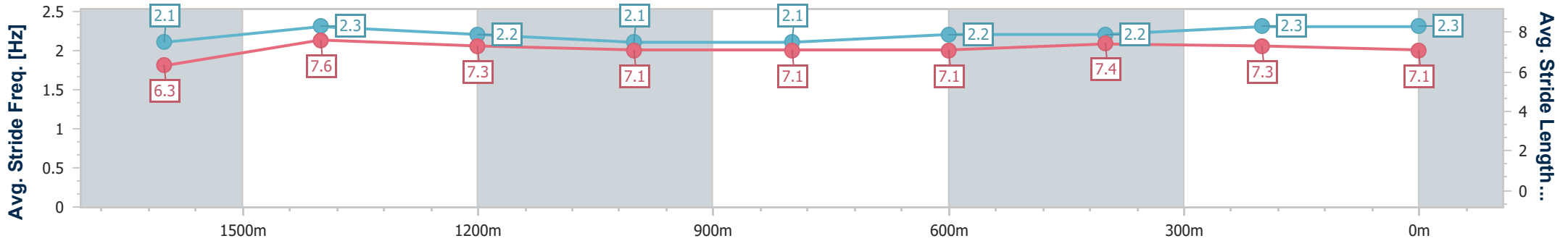
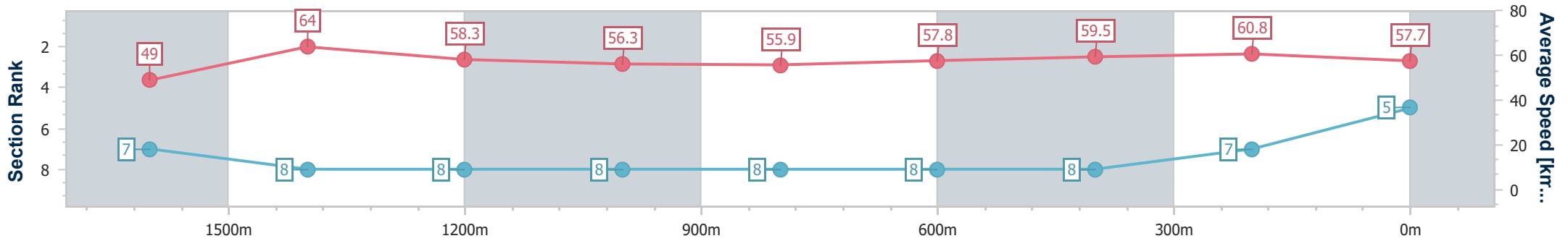
Horse/Jockey Name	Perfect Impact
Final Rank	5
Fastest Section Time (Section)	0:11.34 (1600m)
Top Speed [km/h] (Section)	65.7 (1600m)
Race State	Finished



Sunshine Coast QLD Professional  
 Race 2: BOLD DESIGN KITCHENS Maiden Handicap - 1800m  
 12 February 2023 - 13:00  
 Track Rating: Good 4, Weather: Fine, Rail Position: +5m Entire



Section	Overall	1600m	1400m	1200m	1000m	800m	600m	400m	200m			
Section Times	1:53.32 [5] (0:14.81)	1:38.51 [7] (0:11.34)	1:27.17 [8] (0:12.41)	1:14.76 [8] (0:12.81)	1:01.95 [8] (0:12.98)	0:48.97 [8] (0:12.51)	0:36.46 [8] (0:12.12)	0:24.34 [8] (0:11.84)	0:12.50 [7] (0:12.50)			
Average Speed [km/h]	49.0	64.0	58.3	56.3	55.9	57.8	59.5	60.8	57.7			
Top Speed [km/h]	63.5	65.7	61.2	57.6	57.6	59.3	60.6	61.4	59.7			
Avg. Dist. to Rail [m]	6.0	2.8	2.7	2.2	2.0	1.1	0.3	1.6	2.9			
Avg. Stride Freq. [Hz]	2.1	2.3	2.2	2.1	2.1	2.2	2.2	2.3	2.3			
Avg. Stride Length [m]	6.3	7.6	7.3	7.1	7.1	7.1	7.4	7.3	7.1			



- [ ] Ranking at each section and finish
- .-.- No data available at this section
- NA No data available



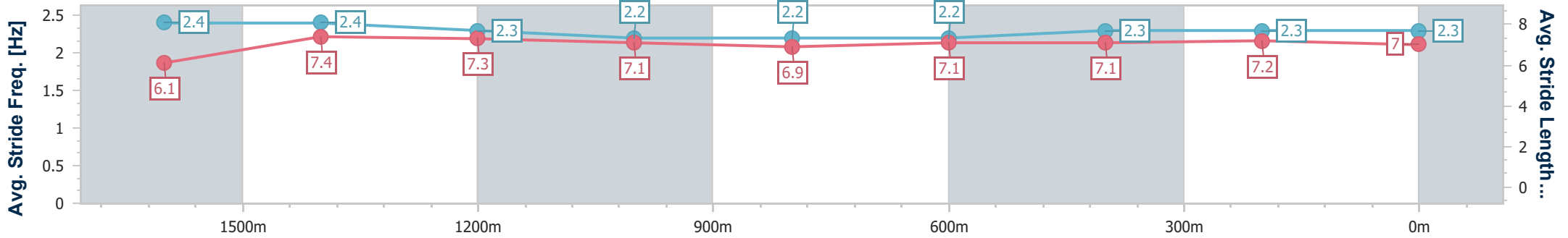
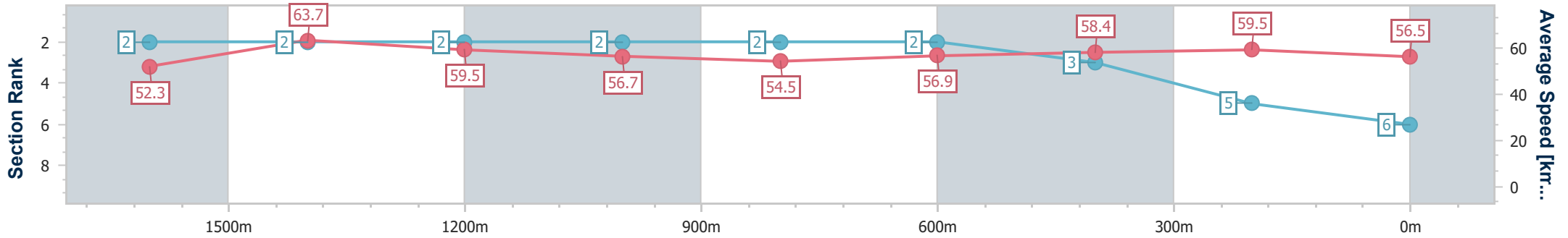
Horse/Jockey Name	Destination Sydney
Final Rank	6
Fastest Section Time (Section)	0:11.44 (1600m)
Top Speed [km/h] (Section)	65.4 (1600m)
Race State	Finished



Sunshine Coast QLD Professional  
 Race 2: BOLD DESIGN KITCHENS Maiden Handicap - 1800m  
 12 February 2023 - 13:00  
 Track Rating: Good 4, Weather: Fine, Rail Position: +5m Entire



Section	Overall	1600m	1400m	1200m	1000m	800m	600m	400m	200m			
Section Times	1:53.34 [6] (0:13.88)	1:39.46 [2] (0:11.44)	1:28.02 [2] (0:12.20)	1:15.82 [2] (0:12.73)	1:03.09 [2] (0:13.29)	0:49.80 [2] (0:12.64)	0:37.16 [2] (0:12.32)	0:24.84 [3] (0:12.11)	0:12.73 [5] (0:12.73)			
Average Speed [km/h]	52.3	63.7	59.5	56.7	54.5	56.9	58.4	59.5	56.5			
Top Speed [km/h]	64.1	65.4	62.9	58.7	56.4	58.8	59.0	60.7	58.6			
Avg. Dist. to Rail [m]	5.2	3.2	2.9	3.1	2.4	0.8	0.8	2.7	3.6			
Avg. Stride Freq. [Hz]	2.4	2.4	2.3	2.2	2.2	2.2	2.3	2.3	2.3			
Avg. Stride Length [m]	6.1	7.4	7.3	7.1	6.9	7.1	7.1	7.2	7.0			



- [ ] Ranking at each section and finish
- .-.- No data available at this section
- NA No data available





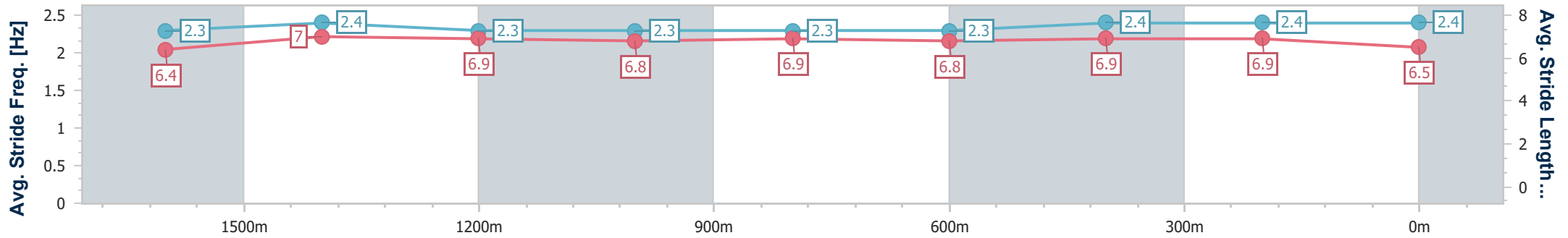
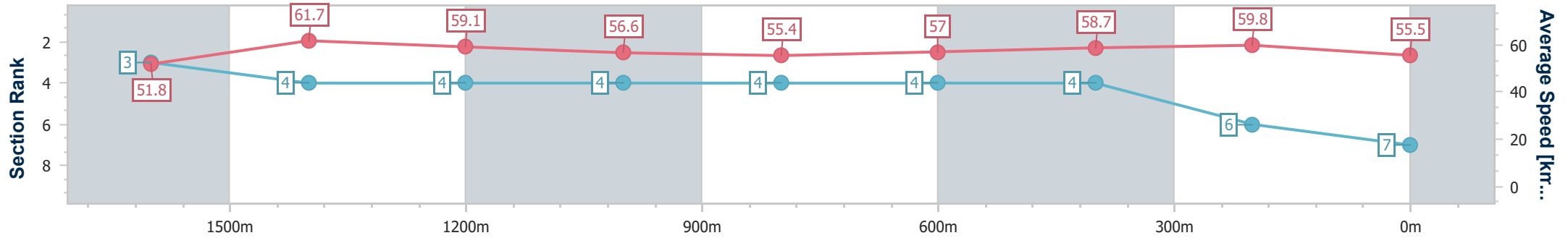
Horse/Jockey Name	Divine Charm
Final Rank	7
Fastest Section Time (Section)	0:11.74 (1600m)
Top Speed [km/h] (Section)	63.4 (Overall)
Race State	Finished



Sunshine Coast QLD Professional  
 Race 2: BOLD DESIGN KITCHENS Maiden Handicap - 1800m  
 12 February 2023 - 13:00  
 Track Rating: Good 4, Weather: Fine, Rail Position: +5m Entire



Section	Overall	1600m	1400m	1200m	1000m	800m	600m	400m	200m
Section Times	1:53.53 [7] (0:13.95)	1:39.58 [3] (0:11.74)	1:27.84 [4] (0:12.29)	1:15.55 [4] (0:12.76)	1:02.79 [4] (0:13.04)	0:49.75 [4] (0:12.64)	0:37.11 [4] (0:12.09)	0:25.02 [4] (0:12.05)	0:12.97 [6] (0:12.97)
Average Speed [km/h]	51.8	61.7	59.1	56.6	55.4	57.0	58.7	59.8	55.5
Top Speed [km/h]	63.4	63.0	61.4	58.3	56.1	58.5	61.5	62.0	60.0
Avg. Dist. to Rail [m]	3.8	1.7	3.5	3.2	2.0	0.4	2.4	1.1	1.4
Avg. Stride Freq. [Hz]	2.3	2.4	2.3	2.3	2.3	2.3	2.4	2.4	2.4
Avg. Stride Length [m]	6.4	7.0	6.9	6.8	6.9	6.8	6.9	6.9	6.5



- [ ] Ranking at each section and finish
- .-.- No data available at this section
- NA No data available



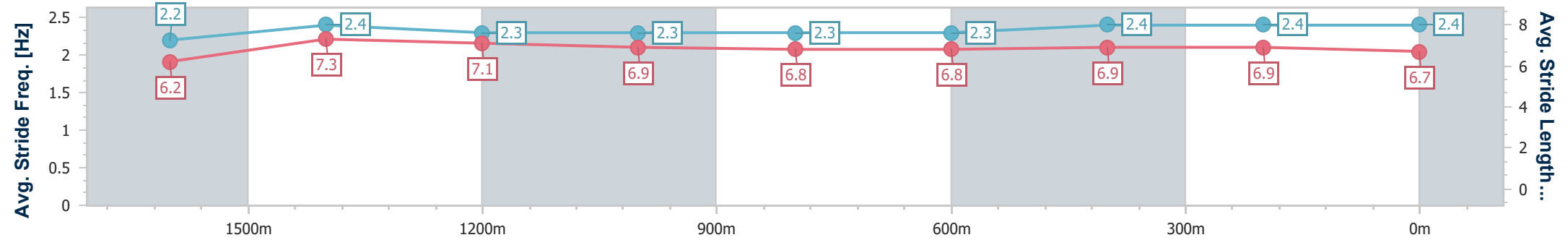
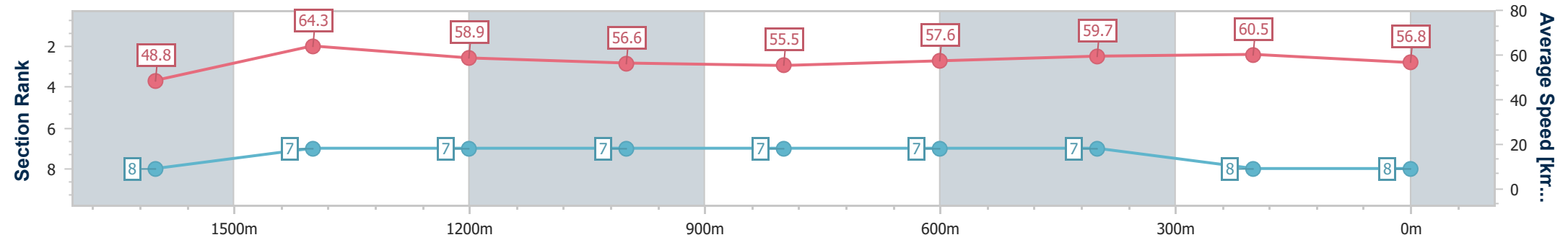
Horse/Jockey Name	She Shall Rule
Final Rank	8
Fastest Section Time (Section)	0:11.30 (1600m)
Top Speed [km/h] (Section)	66.0 (1600m)
Race State	Finished



Sunshine Coast QLD Professional  
 Race 2: BOLD DESIGN KITCHENS Maiden Handicap - 1800m  
 12 February 2023 - 13:00  
 Track Rating: Good 4, Weather: Fine, Rail Position: +5m Entire



Section	Overall	1600m	1400m	1200m	1000m	800m	600m	400m	200m				
Section Times	1:53.59 [8] (0:14.83)	1:38.76 [8] (0:11.30)	1:27.46 [7] (0:12.30)	1:15.16 [7] (0:12.76)	1:02.40 [7] (0:13.06)	0:49.34 [7] (0:12.59)	0:36.75 [7] (0:12.19)	0:24.56 [7] (0:11.90)	0:12.66 [8] (0:12.66)				
Average Speed [km/h]	48.8	64.3	58.9	56.6	55.5	57.6	59.7	60.5	56.8				
Top Speed [km/h]	63.6	66.0	61.8	58.3	58.2	59.7	61.2	62.2	59.1				
Avg. Dist. to Rail [m]	5.3	3.0	3.4	2.6	2.6	1.4	1.7	4.8	6.4				
Avg. Stride Freq. [Hz]	2.2	2.4	2.3	2.3	2.3	2.3	2.4	2.4	2.4				
Avg. Stride Length [m]	6.2	7.3	7.1	6.9	6.8	6.8	6.9	6.9	6.7				



- [ ] Ranking at each section and finish
- .-.- No data available at this section
- NA No data available