



Doomben QLD Professional
Race 9: GALLOPERS SPORTS CLUB Colts, Geldings and Entires
BENCHMARK 80 Handicap - 1350m
11 February 2023 - 17:45



BRISBANE
RACING CLUB

Track Rating: Good 3, Weather: Fine, Rail Position: True Entire Course

Section													
Field Times	Overall	1200m	1000m	800m	600m	400m	Last 600m						
	1:19.03 (0:11.07)	1:07.96 (0:10.78)	0:57.18 (0:11.24)	0:45.94 (0:11.68)	0:34.26 (0:11.51)	0:22.75 (0:11.06)	0:34.26						
Rank	TAB	Horse/Jockey	Barrier	Top Speed [km/h]	Fastest Section	Overall	1200m	1000m	800m	600m	400m	Last 600m	Distance Travelled [m]
1	1	IRISH SONGS Larry Cassidy	5	67.9 400m	0:10.80 400m	1:19.03 [1] (0:11.54)	1:07.49 [8] (0:10.98)	0:56.51 [7] (0:11.17)	0:45.34 [7] (0:11.62)	0:33.72 [6] (0:11.54)	0:22.18 [7] (0:10.80)	0:33.72	
2	15	NED'S GULLY Angela Jones	8	67.4 1200m	0:10.78 1200m	1:19.07 [2] (0:11.07)	1:08.00 [1] (0:10.78)	0:57.22 [1] (0:11.24)	0:45.98 [1] (0:11.78)	0:34.20 [2] (0:11.41)	0:22.79 [1] (0:11.06)	0:34.20	-10
3	17	TANKER Elione Chaves	4	67.0 1200m	0:10.93 400m	1:19.09 [3] (0:11.09)	1:08.00 [2] (0:10.95)	0:57.05 [3] (0:11.30)	0:45.75 [3] (0:11.67)	0:34.08 [3] (0:11.56)	0:22.52 [4] (0:10.93)	0:34.08	-6
4	8	RATHLIN Boris Thornton	9	67.3 400m	0:10.95 400m	1:19.27 [4] (0:11.37)	1:07.90 [5] (0:11.00)	0:56.90 [6] (0:11.26)	0:45.64 [6] (0:11.57)	0:34.07 [5] (0:11.36)	0:22.71 [5] (0:10.95)	0:34.07	-5
5	13	SUBTERRANEAN Brodie Loy	3	66.9 1200m	0:11.04 1200m	1:19.63 [5] (0:11.49)	1:08.14 [7] (0:11.04)	0:57.10 [8] (0:11.32)	0:45.78 [8] (0:11.56)	0:34.22 [8] (0:11.43)	0:22.79 [8] (0:11.17)	0:34.22	-11
6	2	AMMOUDI BAY Ryan Wiggins	10	67.1 400m	0:10.98 400m	1:19.77 [6] (0:11.68)	1:08.09 [9] (0:11.08)	0:57.01 [9] (0:11.15)	0:45.86 [9] (0:11.61)	0:34.25 [10] (0:11.43)	0:22.82 [9] (0:10.98)	0:34.25	-2
7	4	CRISTAL BREEZE Michael Cahill	1	66.8 1200m	0:10.97 1200m	1:19.93 [7] (0:11.29)	1:08.64 [4] (0:10.97)	0:57.67 [5] (0:11.35)	0:46.32 [5] (0:11.62)	0:34.70 [7] (0:11.49)	0:23.21 [6] (0:11.17)	0:34.70	-6
8	6	BOLD WARRIOR Tegan Harrison	11	68.1 1200m	0:10.74 1200m	1:19.96 [8] (0:11.21)	1:08.75 [3] (0:10.74)	0:58.01 [2] (0:11.23)	0:46.78 [2] (0:11.59)	0:35.19 [1] (0:11.59)	0:23.60 [2] (0:11.35)	0:35.19	-5
9	9	EIGER Samantha Collett	2	67.0 1200m	0:10.91 1200m	1:20.21 [9] (0:11.38)	1:08.83 [5] (0:10.91)	0:57.92 [4] (0:11.22)	0:46.70 [4] (0:11.55)	0:35.15 [4] (0:11.50)	0:23.65 [3] (0:11.46)	0:35.15	-9
10	16	BUNDYANDCOKE Tiffani Brooker	6	67.0 400m	0:11.00 1200m	1:20.35 [10] (0:11.99)	1:08.36 [11] (0:11.00)	0:57.36 [11] (0:11.30)	0:46.06 [11] (0:11.50)	0:34.56 [11] (0:11.45)	0:23.11 [11] (0:11.18)	0:34.56	-3

Scratched: Magic Charlee (#7), Brad (#3), French Marine (#12), Atlantic King (#14), Rogue Rocker (#10)

Report Created: Sat 11 February 2023 17:57 GMT+ (Note: Timing is based on position data)

Page 1/16

[] Ranking at each section and finish
 -:-:- No data available at this section
 NA No data available

SCN Saddle cloth number
 DNF Did not finish
 DNT Did not track

data processed by TRIPLESDATA



Doomben QLD Professional
Race 9: GALLOPERS SPORTS CLUB Colts, Geldings and Entires
BENCHMARK 80 Handicap - 1350m
11 February 2023 - 17:45



Track Rating: Good 3, Weather: Fine, Rail Position: True Entire Course

Section	Overall	1200m	1000m	800m	600m	400m	Last 600m
Field Times	1:19.03 (0:11.07)	1:07.96 (0:10.78)	0:57.18 (0:11.24)	0:45.94 (0:11.68)	0:34.26 (0:11.51)	0:22.75 (0:11.06)	0:34.26

Rank	TAB	Horse/Jockey	Barrier	Top Speed [km/h]	Fastest Section	Overall	1200m	1000m	800m	600m	400m	Last 600m	Distance Travelled [m]
11	11	RULE THE WORLD Justin Huxtable	16	66.2 1200m	0:11.00 1200m	1:20.36 [11] (0:12.23)	1:08.13 [12] (0:11.00)	0:57.13 [12] (0:11.27)	0:45.86 [12] (0:11.46)	0:34.40 [12] (0:11.29)	0:23.11 [10] (0:11.15)	0:34.40	-7
12	5	SWANSTON Melea Castle	7	65.3 1000m	0:11.12 1200m	1:21.35 [12] (0:11.80)	1:09.55 [10] (0:11.12)	0:58.43 [10] (0:11.16)	0:47.27 [10] (0:11.43)	0:35.84 [9] (0:11.65)	0:24.19 [12] (0:11.37)	0:35.84	-12

Scratched: Magic Charlee (#7), Brad (#3), French Marine (#12), Atlantic King (#14), Rogue Rocker (#10)



Doomben QLD Professional
Race 9: GALLOPERS SPORTS CLUB Colts, Geldings and Entires
BENCHMARK 80 Handicap - 1350m
11 February 2023 - 17:45



Track Rating: Good 3, Weather: Fine, Rail Position: True Entire Course

Section							200m			Last 600m
Field Times							0:11.69			0:34.26
							(0:11.69)			
Rank	TAB	Horse/Jockey	Barrier	Top Speed [km/h]	Fastest Section	Margin			Distance Travelled [m]	
1	1	IRISH SONGS	5	67.9	0:10.80	0:11.38 [4]	1:19.03		0:33.72	
		Larry Cassidy		400m	400m	(0:11.38)				
2	15	NED'S GULLY	8	67.4	0:10.78	0:11.73 [1]	0.23L		0:34.20	
		Angela Jones		1200m	1200m	(0:11.73)			-10	
3	17	TANKER	4	67.0	0:10.93	0:11.59 [2]	0.35L		0:34.08	
		Elione Chaves		1200m	400m	(0:11.59)			-6	
4	8	RATHLIN	9	67.3	0:10.95	0:11.76 [3]	1.4L		0:34.07	
		Boris Thornton		400m	400m	(0:11.76)			-5	
5	13	SUBTERRANEAN	3	66.9	0:11.04	0:11.62 [9]	3.52L		0:34.22	
		Brodie Loy		1200m	1200m	(0:11.62)			-11	
6	2	AMMOUDI BAY	10	67.1	0:10.98	0:11.84 [7]	4.34L		0:34.25	
		Ryan Wiggins		400m	400m	(0:11.84)			-2	
7	4	CRISTAL BREEZE	1	66.8	0:10.97	0:12.04 [6]	5.25L		0:34.70	
		Michael Cahill		1200m	1200m	(0:12.04)			-6	
8	6	BOLD WARRIOR	11	68.1	0:10.74	0:12.25 [5]	5.45L		0:35.19	
		Tegan Harrison		1200m	1200m	(0:12.25)			-5	
9	9	EIGER	2	67.0	0:10.91	0:12.19 [8]	6.93L		0:35.15	
		Samantha Collett		1200m	1200m	(0:12.19)			-9	
10	16	BUNDYANDCOKE	6	67.0	0:11.00	0:11.93 [11]	7.77L		0:34.56	
		Tiffani Brooker		400m	1200m	(0:11.93)			-3	

Scratched: Magic Charlee (#7), Brad (#3), French Marine (#12), Atlantic King (#14), Rogue Rocker (#10)

[] Ranking at each section and finish
 -:-:- No data available at this section
 NA No data available

SCN Saddle cloth number
 DNF Did not finish
 DNT Did not track



Doomben QLD Professional
Race 9: GALLOPERS SPORTS CLUB Colts, Geldings and Entires
BENCHMARK 80 Handicap - 1350m
11 February 2023 - 17:45



Track Rating: Good 3, Weather: Fine, Rail Position: True Entire Course

Section				200m				Last 600m	
Field Times				0:11.69 (0:11.69)				0:34.26	
Rank	TAB Horse/Jockey	Barrier	Top Speed [km/h]	Fastest Section	Margin				Distance Travelled [m]
11	11 RULE THE WORLD Justin Huxtable	16	66.2 1200m	0:11.00 1200m (0:11.96)	0:11.96 [10]	7.83L		0:34.40	-7
12	5 SWANSTON Melea Castle	7	65.3 1000m	0:11.12 1200m (0:12.82)	0:12.82 [12]	13.65L		0:35.84	-12

Scratched: Magic Charlee (#7), Brad (#3), French Marine (#12), Atlantic King (#14), Rogue Rocker (#10)

[] Ranking at each section and finish
 -:-:-:- No data available at this section
 NA No data available

SCN Saddle cloth number
 DNF Did not finish
 DNT Did not track



Horse/Jockey Name	Irish Songs
Final Rank	1
Fastest Section Time (Section)	0:10.80 (400m)
Top Speed [km/h] (Section)	67.9 (400m)
Race State	Finished

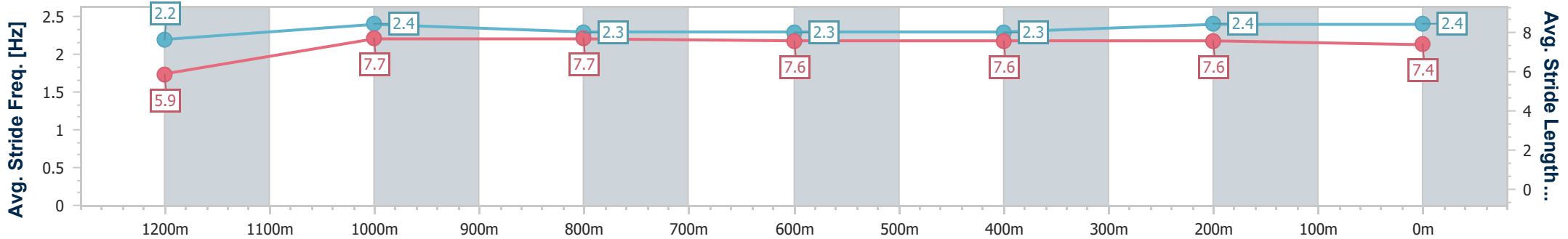
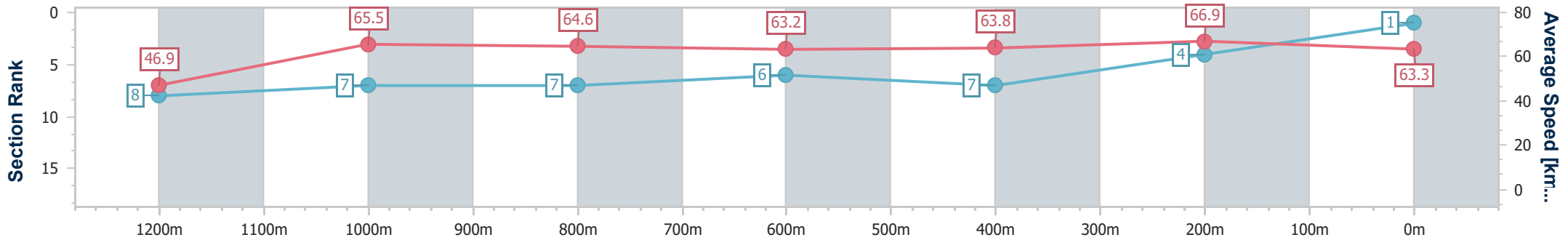


Doomben QLD Professional
Race 9: GALLOPERS SPORTS CLUB Colts, Geldings and
Entires BENCHMARK 80 Handicap - 1350m
 11 February 2023 - 17:45
 Track Rating: Good 3, Weather: Fine, Rail Position: True Entire Course



BRISBANE
RACING CLUB

Section	Overall	1200m	1000m	800m	600m	400m	200m
Section Times	1:19.03 [1] (0:11.54)	1:07.49 [8] (0:10.98)	0:56.51 [7] (0:11.17)	0:45.34 [7] (0:11.62)	0:33.72 [6] (0:11.54)	0:22.18 [7] (0:10.80)	0:11.38 [4] (0:11.38)
Average Speed [km/h]	46.9	65.5	64.6	63.2	63.8	66.9	63.3
Top Speed [km/h]	64.5	67.0	66.5	64.5	65.9	67.9	66.5
Avg. Dist. to Rail [m]	5.9	1.4	1.4	3.9	3.9	2.7	2.5
Avg. Stride Freq. [Hz]	2.2	2.4	2.3	2.3	2.3	2.4	2.4
Avg. Stride Length [m]	5.9	7.7	7.7	7.6	7.6	7.6	7.4



- [] Ranking at each section and finish
- .-.- No data available at this section
- NA No data available



Horse/Jockey Name	Ned's Gully
Final Rank	2
Fastest Section Time (Section)	0:10.78 (1200m)
Top Speed [km/h] (Section)	67.4 (1200m)
Race State	Finished

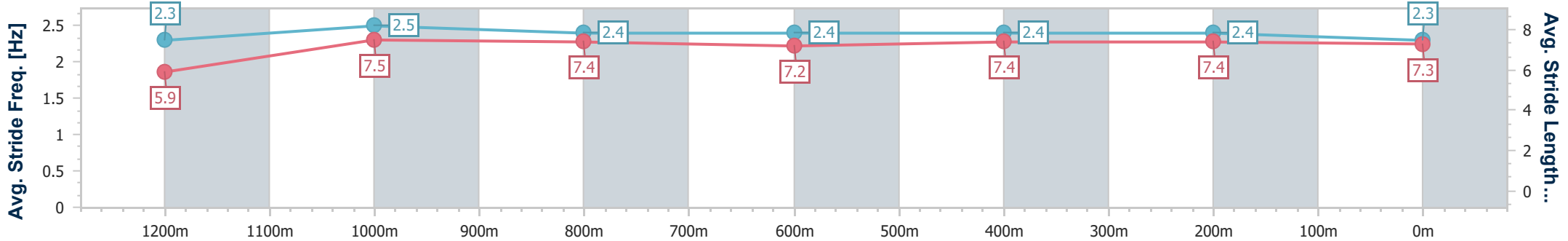
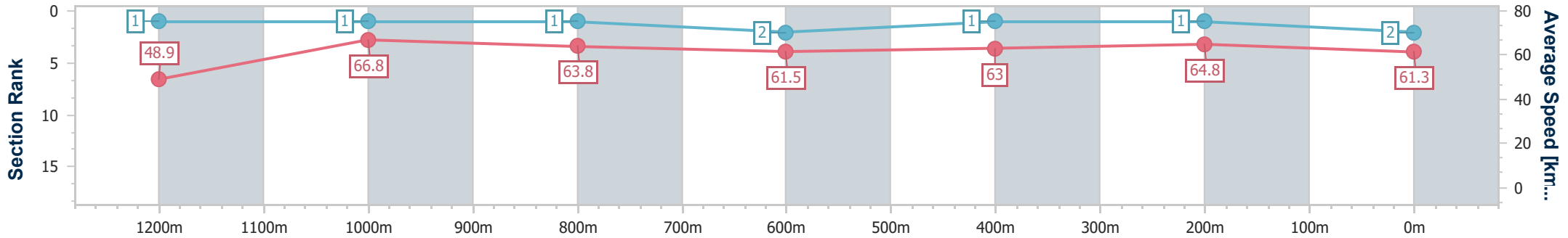


Doomben QLD Professional
Race 9: GALLOPERS SPORTS CLUB Colts, Geldings and
Entires BENCHMARK 80 Handicap - 1350m
 11 February 2023 - 17:45
 Track Rating: Good 3, Weather: Fine, Rail Position: True Entire Course



BRISBANE
RACING CLUB

Section	Overall	1200m	1000m	800m	600m	400m	200m
Section Times	1:19.07 [2] (0:11.07)	1:08.00 [1] (0:10.78)	0:57.22 [1] (0:11.24)	0:45.98 [1] (0:11.78)	0:34.20 [2] (0:11.41)	0:22.79 [1] (0:11.06)	0:11.73 [1] (0:11.73)
Average Speed [km/h]	48.9	66.8	63.8	61.5	63.0	64.8	61.3
Top Speed [km/h]	65.3	67.4	65.4	62.6	64.9	66.5	64.7
Avg. Dist. to Rail [m]	7.6	0.6	0.6	1.1	1.0	1.2	0.2
Avg. Stride Freq. [Hz]	2.3	2.5	2.4	2.4	2.4	2.4	2.3
Avg. Stride Length [m]	5.9	7.5	7.4	7.2	7.4	7.4	7.3



- [] Ranking at each section and finish
- .-.- No data available at this section
- NA No data available



Horse/Jockey Name	Tanker
Final Rank	3
Fastest Section Time (Section)	0:10.93 (400m)
Top Speed [km/h] (Section)	67.0 (1200m)
Race State	Finished

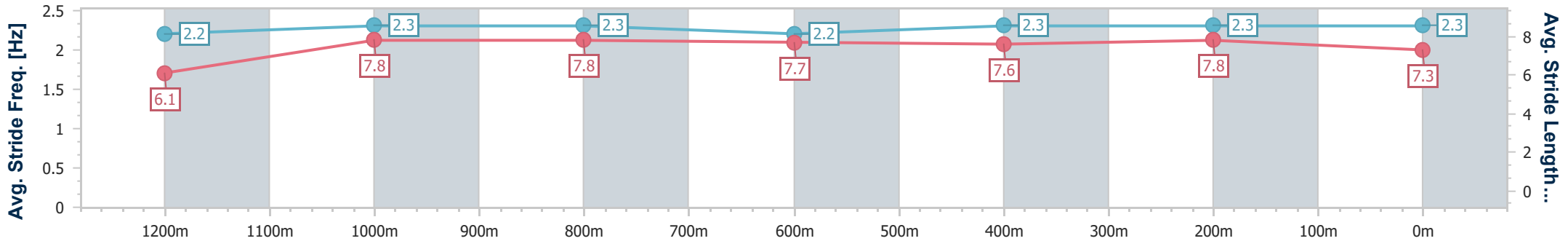
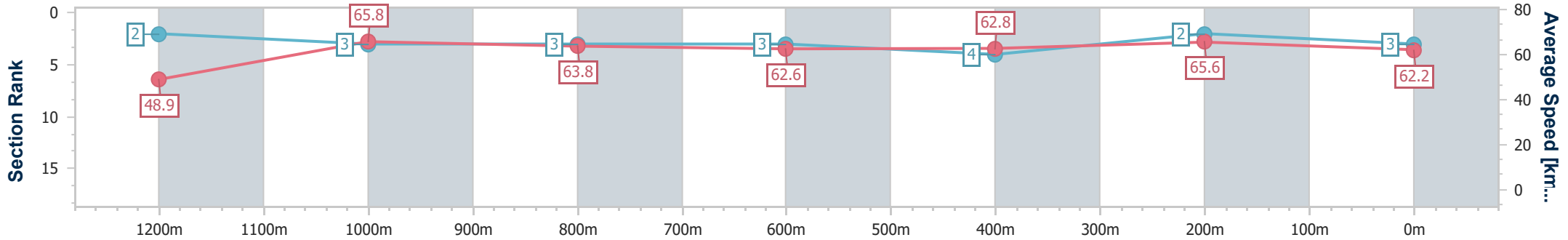


Doomben QLD Professional
Race 9: GALLOPERS SPORTS CLUB Colts, Geldings and
Entires BENCHMARK 80 Handicap - 1350m
 11 February 2023 - 17:45
 Track Rating: Good 3, Weather: Fine, Rail Position: True Entire Course



BRISBANE
RACING CLUB

Section	Overall	1200m	1000m	800m	600m	400m	200m
Section Times	1:19.09 [3] (0:11.09)	1:08.00 [2] (0:10.95)	0:57.05 [3] (0:11.30)	0:45.75 [3] (0:11.67)	0:34.08 [3] (0:11.56)	0:22.52 [4] (0:10.93)	0:11.59 [2] (0:11.59)
Average Speed [km/h]	48.9	65.8	63.8	62.6	62.8	65.6	62.2
Top Speed [km/h]	66.8	67.0	65.4	63.8	64.6	66.6	65.3
Avg. Dist. to Rail [m]	5.8	1.1	0.5	2.7	1.6	0.8	0.8
Avg. Stride Freq. [Hz]	2.2	2.3	2.3	2.2	2.3	2.3	2.3
Avg. Stride Length [m]	6.1	7.8	7.8	7.7	7.6	7.8	7.3



- [] Ranking at each section and finish
- .-.- No data available at this section
- NA No data available



Horse/Jockey Name	Rathlin
Final Rank	4
Fastest Section Time (Section)	0:10.95 (400m)
Top Speed [km/h] (Section)	67.3 (400m)
Race State	Finished

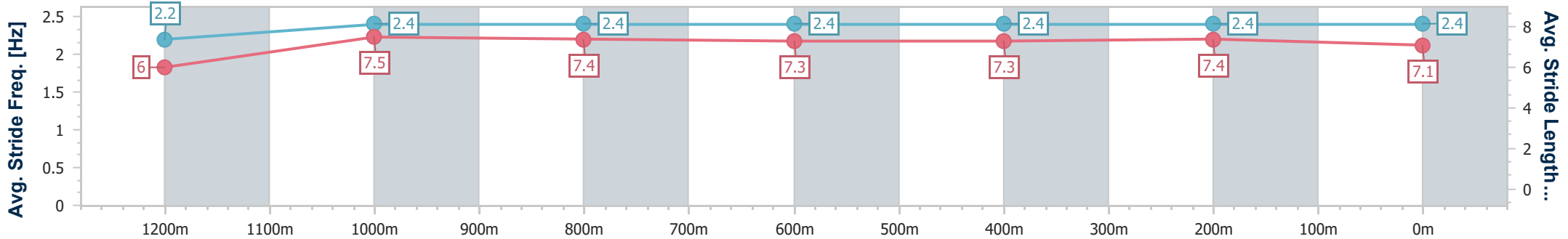
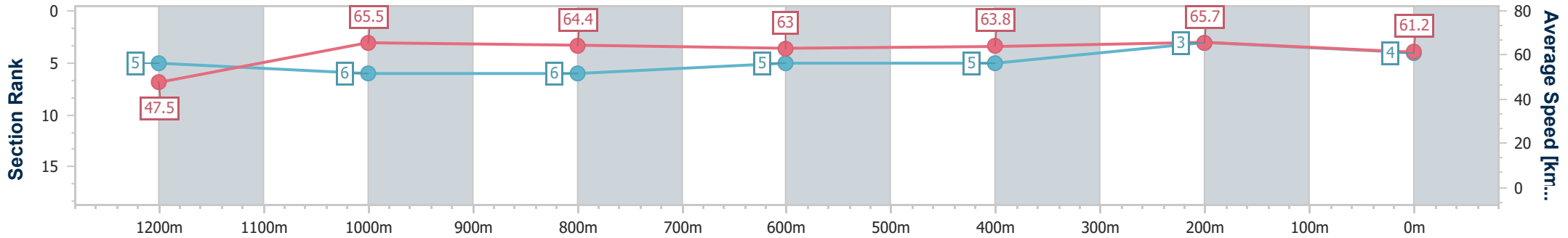


Doomben QLD Professional
Race 9: GALLOPERS SPORTS CLUB Colts, Geldings and
Entires BENCHMARK 80 Handicap - 1350m
 11 February 2023 - 17:45
 Track Rating: Good 3, Weather: Fine, Rail Position: True Entire Course



BRISBANE
RACING CLUB

Section	Overall	1200m	1000m	800m	600m	400m	200m
Section Times	1:19.27 [4] (0:11.37)	1:07.90 [5] (0:11.00)	0:56.90 [6] (0:11.26)	0:45.64 [6] (0:11.57)	0:34.07 [5] (0:11.36)	0:22.71 [5] (0:10.95)	0:11.76 [3] (0:11.76)
Average Speed [km/h]	47.5	65.5	64.4	63.0	63.8	65.7	61.2
Top Speed [km/h]	63.8	66.7	65.4	63.5	65.5	67.3	65.2
Avg. Dist. to Rail [m]	9.0	2.5	3.0	2.4	1.3	1.0	2.5
Avg. Stride Freq. [Hz]	2.2	2.4	2.4	2.4	2.4	2.4	2.4
Avg. Stride Length [m]	6.0	7.5	7.4	7.3	7.3	7.4	7.1



- [] Ranking at each section and finish
- .-.- No data available at this section
- NA No data available



Horse/Jockey Name	Subterranean
Final Rank	5
Fastest Section Time (Section)	0:11.04 (1200m)
Top Speed [km/h] (Section)	66.9 (1200m)
Race State	Finished

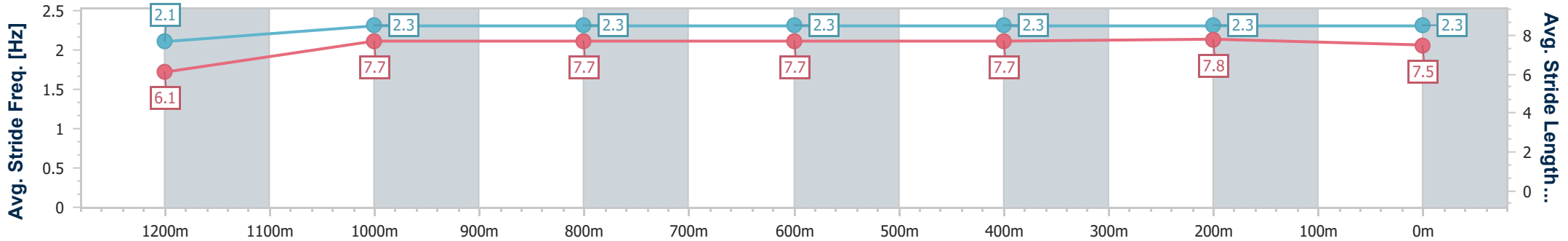
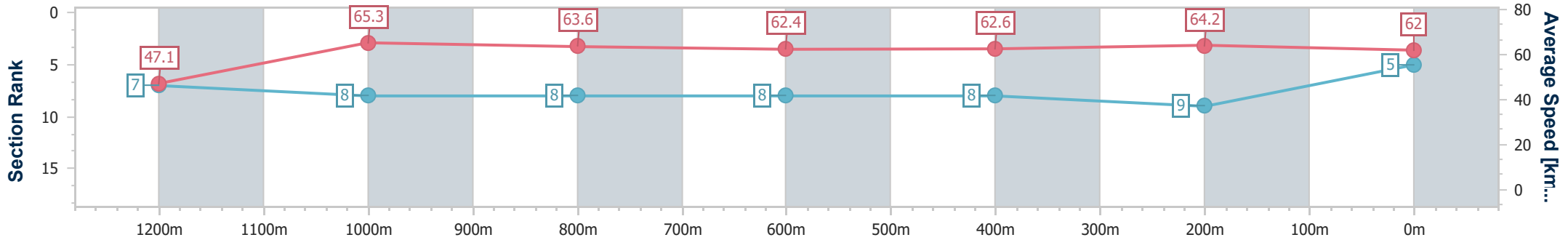


Doomben QLD Professional
Race 9: GALLOPERS SPORTS CLUB Colts, Geldings and
Entires BENCHMARK 80 Handicap - 1350m
 11 February 2023 - 17:45
 Track Rating: Good 3, Weather: Fine, Rail Position: True Entire Course



BRISBANE
RACING CLUB

Section	Overall	1200m	1000m	800m	600m	400m	200m							
Section Times	1:19.63 [5] (0:11.49)	1:08.14 [7] (0:11.04)	0:57.10 [8] (0:11.32)	0:45.78 [8] (0:11.56)	0:34.22 [8] (0:11.43)	0:22.79 [8] (0:11.17)	0:11.62 [9] (0:11.62)							
Average Speed [km/h]	47.1	65.3	63.6	62.4	62.6	64.2	62.0							
Top Speed [km/h]	63.6	66.9	65.3	63.1	63.7	64.7	64.6							
Avg. Dist. to Rail [m]	4.9	0.6	0.5	0.3	0.8	1.9	2.0							
Avg. Stride Freq. [Hz]	2.1	2.3	2.3	2.3	2.3	2.3	2.3							
Avg. Stride Length [m]	6.1	7.7	7.7	7.7	7.7	7.8	7.5							



- [] Ranking at each section and finish
- .-.- No data available at this section
- NA No data available



Horse/Jockey Name	Ammoudi Bay
Final Rank	6
Fastest Section Time (Section)	0:10.98 (400m)
Top Speed [km/h] (Section)	67.1 (400m)
Race State	Finished

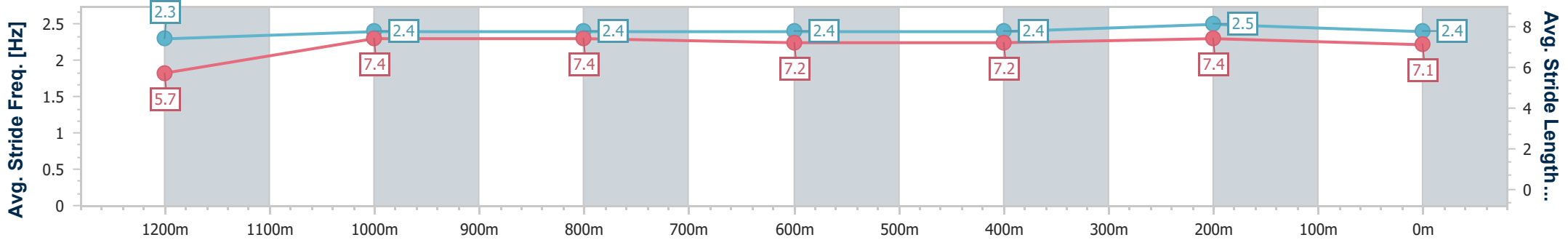
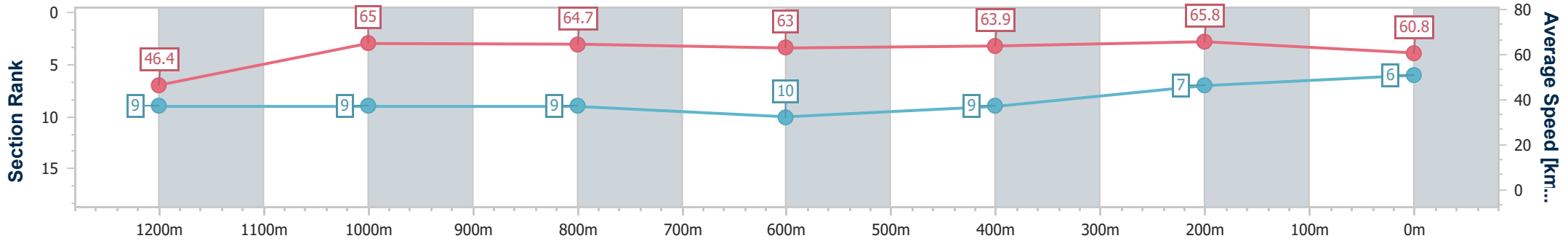


Doomben QLD Professional
Race 9: GALLOPERS SPORTS CLUB Colts, Geldings and
Entires BENCHMARK 80 Handicap - 1350m
 11 February 2023 - 17:45
 Track Rating: Good 3, Weather: Fine, Rail Position: True Entire Course



BRISBANE
RACING CLUB

Section	Overall	1200m	1000m	800m	600m	400m	200m
Section Times	1:19.77 [6] (0:11.68)	1:08.09 [9] (0:11.08)	0:57.01 [9] (0:11.15)	0:45.86 [9] (0:11.61)	0:34.25 [10] (0:11.43)	0:22.82 [9] (0:10.98)	0:11.84 [7] (0:11.84)
Average Speed [km/h]	46.4	65.0	64.7	63.0	63.9	65.8	60.8
Top Speed [km/h]	64.4	66.2	65.8	63.8	65.7	67.1	63.9
Avg. Dist. to Rail [m]	9.0	1.1	1.2	2.8	2.7	3.0	2.5
Avg. Stride Freq. [Hz]	2.3	2.4	2.4	2.4	2.4	2.5	2.4
Avg. Stride Length [m]	5.7	7.4	7.4	7.2	7.2	7.4	7.1



- [] Ranking at each section and finish
- .-.- No data available at this section
- NA No data available



Horse/Jockey Name	Cristal Breeze
Final Rank	7
Fastest Section Time (Section)	0:10.97 (1200m)
Top Speed [km/h] (Section)	66.8 (1200m)
Race State	Finished

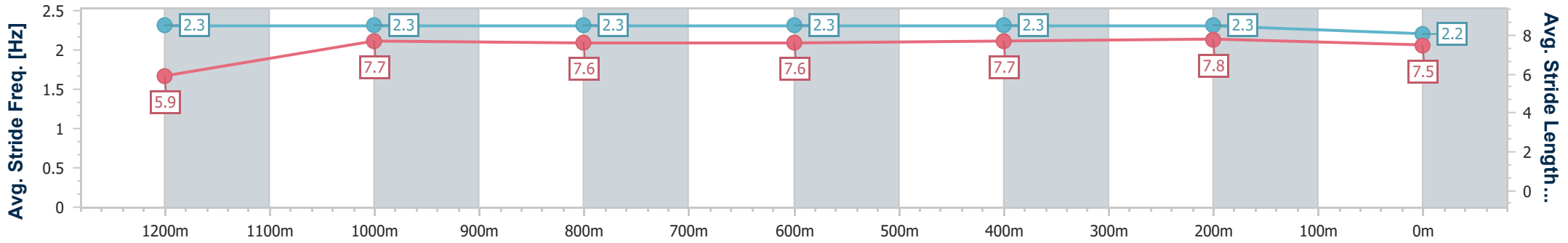
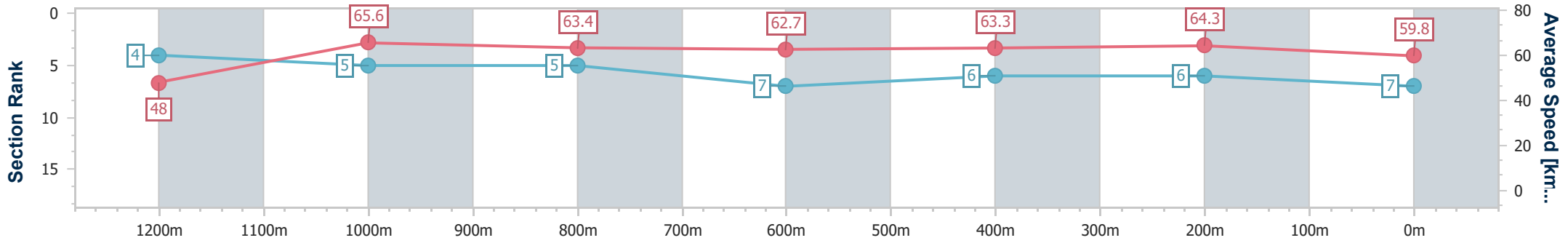


Doomben QLD Professional
Race 9: GALLOPERS SPORTS CLUB Colts, Geldings and
Entires BENCHMARK 80 Handicap - 1350m
 11 February 2023 - 17:45
 Track Rating: Good 3, Weather: Fine, Rail Position: True Entire Course



BRISBANE
RACING CLUB

Section	Overall	1200m	1000m	800m	600m	400m	200m							
Section Times	1:19.93 [7] (0:11.29)	1:08.64 [4] (0:10.97)	0:57.67 [5] (0:11.35)	0:46.32 [5] (0:11.62)	0:34.70 [7] (0:11.49)	0:23.21 [6] (0:11.17)	0:12.04 [6] (0:12.04)							
Average Speed [km/h]	48.0	65.6	63.4	62.7	63.3	64.3	59.8							
Top Speed [km/h]	65.0	66.8	65.7	64.2	64.9	65.4	63.2							
Avg. Dist. to Rail [m]	3.1	0.5	0.3	2.2	1.9	0.9	0.6							
Avg. Stride Freq. [Hz]	2.3	2.3	2.3	2.3	2.3	2.3	2.2							
Avg. Stride Length [m]	5.9	7.7	7.6	7.6	7.7	7.8	7.5							



- [] Ranking at each section and finish
- .-.- No data available at this section
- NA No data available



Horse/Jockey Name	Bold Warrior
Final Rank	8
Fastest Section Time (Section)	0:10.74 (1200m)
Top Speed [km/h] (Section)	68.1 (1200m)
Race State	Finished

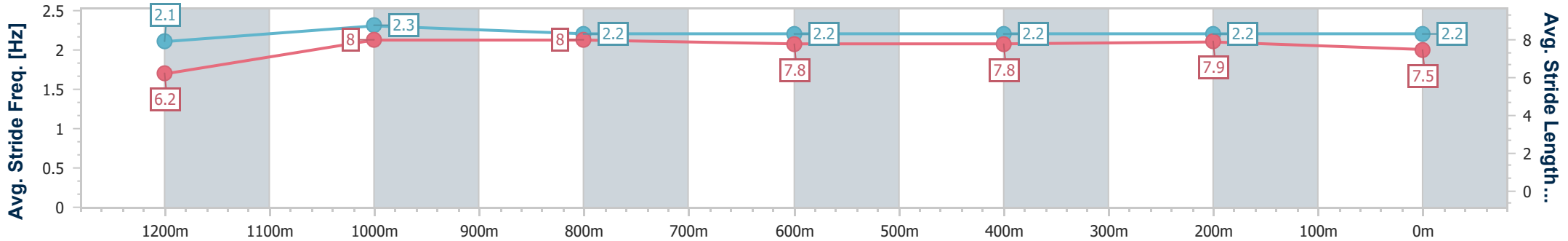
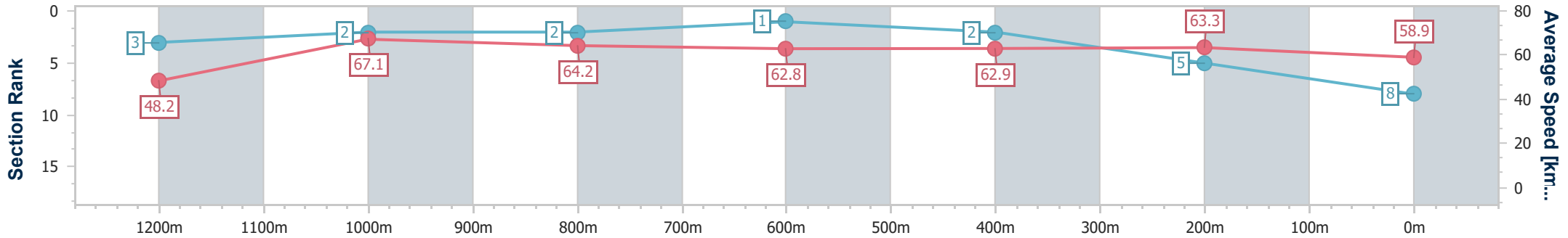


Doomben QLD Professional
Race 9: GALLOPERS SPORTS CLUB Colts, Geldings and
Entires BENCHMARK 80 Handicap - 1350m
 11 February 2023 - 17:45
 Track Rating: Good 3, Weather: Fine, Rail Position: True Entire Course



BRISBANE
RACING CLUB

Section	Overall	1200m	1000m	800m	600m	400m	200m
Section Times	1:19.96 [8] (0:11.21)	1:08.75 [3] (0:10.74)	0:58.01 [2] (0:11.23)	0:46.78 [2] (0:11.59)	0:35.19 [1] (0:11.59)	0:23.60 [2] (0:11.35)	0:12.25 [5] (0:12.25)
Average Speed [km/h]	48.2	67.1	64.2	62.8	62.9	63.3	58.9
Top Speed [km/h]	66.9	68.1	65.9	64.4	63.4	64.5	62.0
Avg. Dist. to Rail [m]	11.2	2.6	1.2	2.2	1.9	1.1	1.8
Avg. Stride Freq. [Hz]	2.1	2.3	2.2	2.2	2.2	2.2	2.2
Avg. Stride Length [m]	6.2	8.0	8.0	7.8	7.8	7.9	7.5



- [] Ranking at each section and finish
- .-.- No data available at this section
- NA No data available



Horse/Jockey Name	Eiger
Final Rank	9
Fastest Section Time (Section)	0:10.91 (1200m)
Top Speed [km/h] (Section)	67.0 (1200m)
Race State	Finished

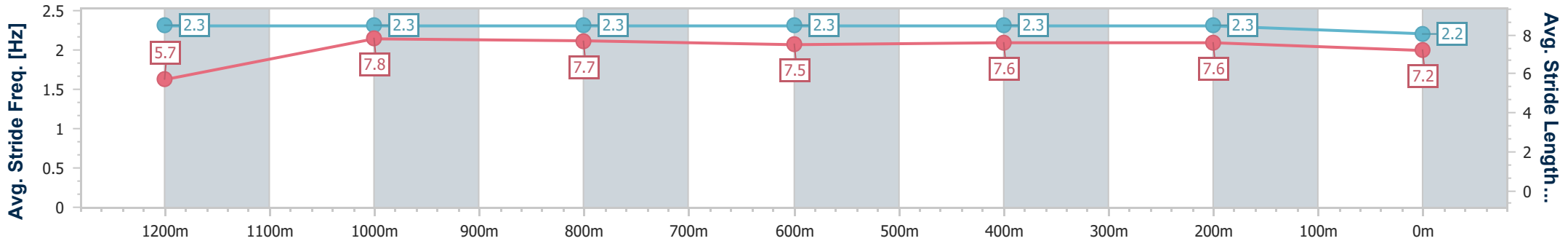
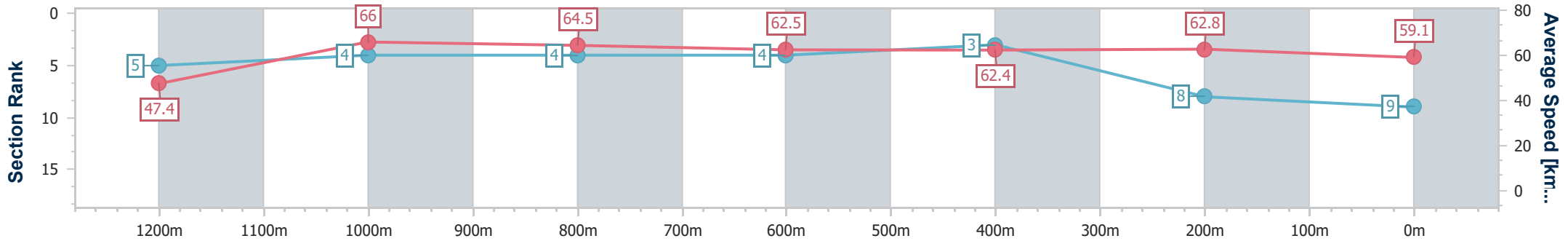


Doomben QLD Professional
Race 9: GALLOPERS SPORTS CLUB Colts, Geldings and
Entires BENCHMARK 80 Handicap - 1350m
 11 February 2023 - 17:45
 Track Rating: Good 3, Weather: Fine, Rail Position: True Entire Course



BRISBANE RACING CLUB

Section	Overall	1200m	1000m	800m	600m	400m	200m
Section Times	1:20.21 [9] (0:11.38)	1:08.83 [5] (0:10.91)	0:57.92 [4] (0:11.22)	0:46.70 [4] (0:11.55)	0:35.15 [4] (0:11.50)	0:23.65 [3] (0:11.46)	0:12.19 [8] (0:12.19)
Average Speed [km/h]	47.4	66.0	64.5	62.5	62.4	62.8	59.1
Top Speed [km/h]	66.2	67.0	65.6	63.3	63.0	63.8	61.5
Avg. Dist. to Rail [m]	4.4	1.7	1.5	0.6	0.4	0.9	2.6
Avg. Stride Freq. [Hz]	2.3	2.3	2.3	2.3	2.3	2.3	2.2
Avg. Stride Length [m]	5.7	7.8	7.7	7.5	7.6	7.6	7.2



- [] Ranking at each section and finish
- .-.- No data available at this section
- NA No data available



Horse/Jockey Name	Bundyandcoke
Final Rank	10
Fastest Section Time (Section)	0:11.00 (1200m)
Top Speed [km/h] (Section)	67.0 (400m)
Race State	Finished

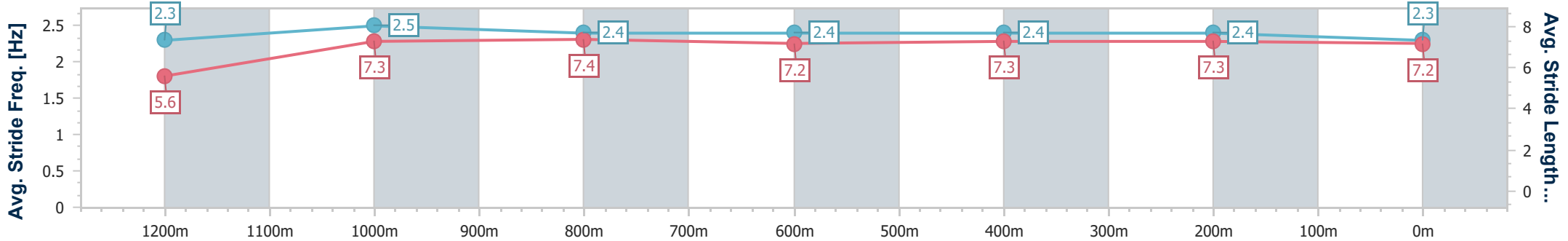
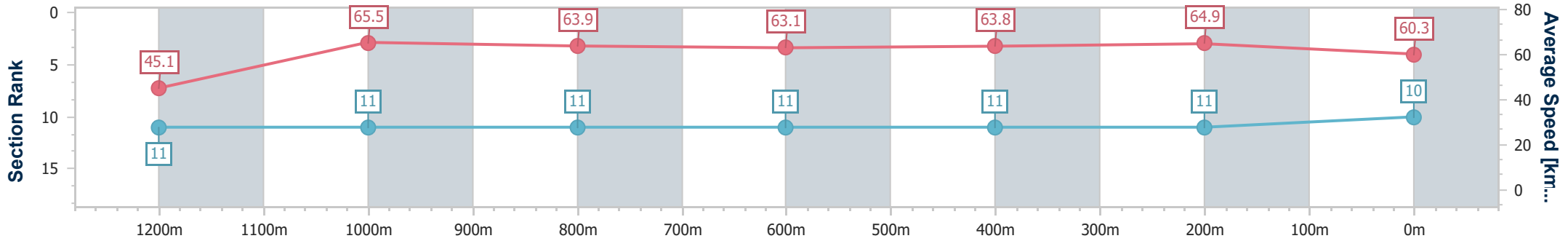


Doomben QLD Professional
Race 9: GALLOPERS SPORTS CLUB Colts, Geldings and
Entires BENCHMARK 80 Handicap - 1350m
 11 February 2023 - 17:45
 Track Rating: Good 3, Weather: Fine, Rail Position: True Entire Course



BRISBANE
RACING CLUB

Section	Overall	1200m	1000m	800m	600m	400m	200m
Section Times	1:20.35 [10] (0:11.99)	1:08.36 [11] (0:11.00)	0:57.36 [11] (0:11.30)	0:46.06 [11] (0:11.50)	0:34.56 [11] (0:11.45)	0:23.11 [11] (0:11.18)	0:11.93 [11] (0:11.93)
Average Speed [km/h]	45.1	65.5	63.9	63.1	63.8	64.9	60.3
Top Speed [km/h]	62.6	66.8	65.7	64.2	65.2	67.0	62.8
Avg. Dist. to Rail [m]	5.7	0.7	1.5	1.6	2.4	5.9	7.9
Avg. Stride Freq. [Hz]	2.3	2.5	2.4	2.4	2.4	2.4	2.3
Avg. Stride Length [m]	5.6	7.3	7.4	7.2	7.3	7.3	7.2



- [] Ranking at each section and finish
- .-.- No data available at this section
- NA No data available



Horse/Jockey Name	Rule The World
Final Rank	11
Fastest Section Time (Section)	0:11.00 (1200m)
Top Speed [km/h] (Section)	66.2 (1200m)
Race State	Finished

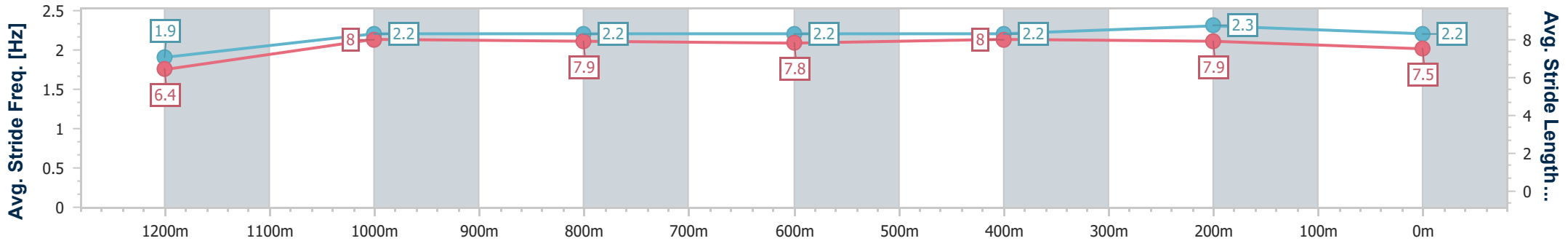
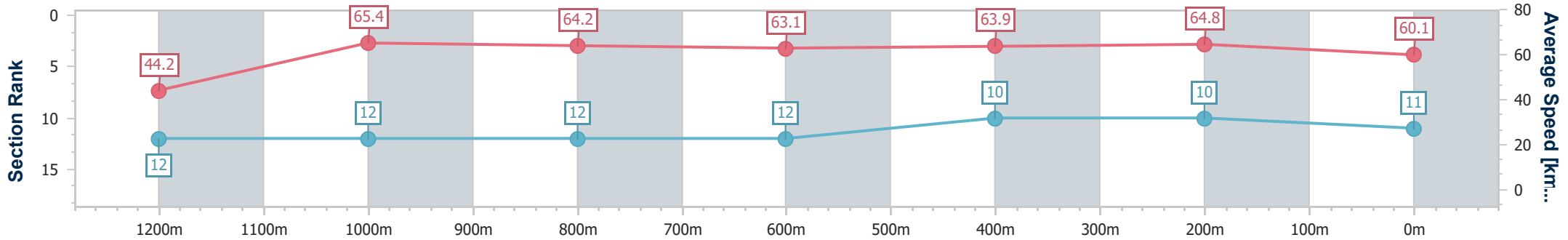


Doomben QLD Professional
Race 9: GALLOPERS SPORTS CLUB Colts, Geldings and
Entires BENCHMARK 80 Handicap - 1350m
 11 February 2023 - 17:45
 Track Rating: Good 3, Weather: Fine, Rail Position: True Entire Course



BRISBANE
RACING CLUB

Section	Overall	1200m	1000m	800m	600m	400m	200m
Section Times	1:20.36 [11] (0:12.23)	1:08.13 [12] (0:11.00)	0:57.13 [12] (0:11.27)	0:45.86 [12] (0:11.46)	0:34.40 [12] (0:11.29)	0:23.11 [10] (0:11.15)	0:11.96 [10] (0:11.96)
Average Speed [km/h]	44.2	65.4	64.2	63.1	63.9	64.8	60.1
Top Speed [km/h]	64.6	66.2	65.2	64.1	65.9	66.1	63.3
Avg. Dist. to Rail [m]	9.7	2.3	1.8	0.7	0.3	3.8	5.2
Avg. Stride Freq. [Hz]	1.9	2.2	2.2	2.2	2.2	2.3	2.2
Avg. Stride Length [m]	6.4	8.0	7.9	7.8	8.0	7.9	7.5



- [] Ranking at each section and finish
- .-.- No data available at this section
- NA No data available



Horse/Jockey Name	Swanston
Final Rank	12
Fastest Section Time (Section)	0:11.12 (1200m)
Top Speed [km/h] (Section)	65.3 (1000m)
Race State	Finished

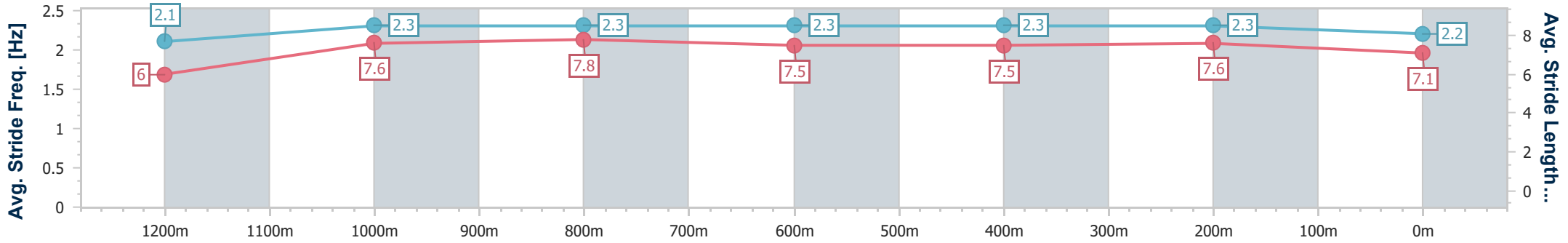
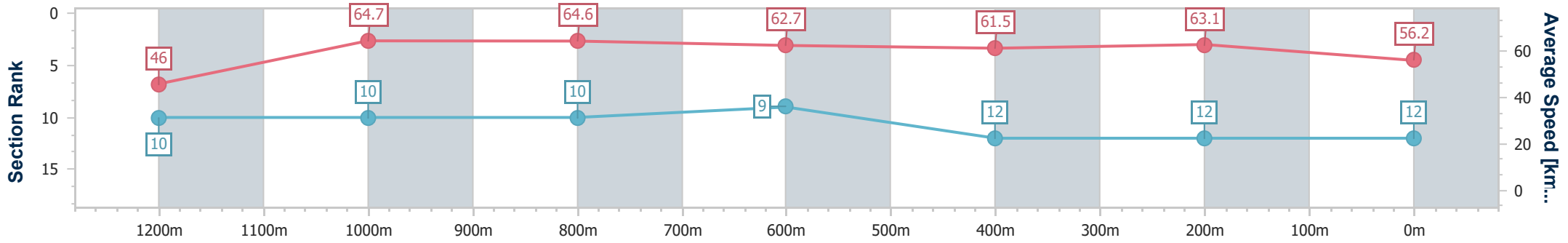


Doomben QLD Professional
Race 9: GALLOPERS SPORTS CLUB Colts, Geldings and
Entires BENCHMARK 80 Handicap - 1350m
 11 February 2023 - 17:45
 Track Rating: Good 3, Weather: Fine, Rail Position: True Entire Course



BRISBANE
RACING CLUB

Section	Overall	1200m	1000m	800m	600m	400m	200m							
Section Times	1:21.35 [12] (0:11.80)	1:09.55 [10] (0:11.12)	0:58.43 [10] (0:11.16)	0:47.27 [10] (0:11.43)	0:35.84 [9] (0:11.65)	0:24.19 [12] (0:11.37)	0:12.82 [12] (0:12.82)							
Average Speed [km/h]	46.0	64.7	64.6	62.7	61.5	63.1	56.2							
Top Speed [km/h]	64.6	65.1	65.3	63.6	62.2	64.6	60.9							
Avg. Dist. to Rail [m]	7.8	0.5	0.2	0.5	1.1	1.3	0.7							
Avg. Stride Freq. [Hz]	2.1	2.3	2.3	2.3	2.3	2.3	2.2							
Avg. Stride Length [m]	6.0	7.6	7.8	7.5	7.5	7.6	7.1							



- [] Ranking at each section and finish
- .-.- No data available at this section
- NA No data available