



Doomben QLD Professional

Race 8: XXXX DRY OPEN Handicap - 1200m

11 February 2023 - 17:13



BRISBANE
RACING CLUB

Track Rating: Good 4, Weather: Fine, Rail Position: True Entire

Section													Last 600m	
Field Times		Overall	1000m	800m	600m	400m	200m						0:33.82	
		1:08.79 (0:13.27)	0:55.52 (0:10.66)	0:44.86 (0:11.04)	0:33.82 (0:11.28)	0:22.54 (0:11.05)	0:11.49 (0:11.49)							
Rank	TAB Horse/Jockey	Barrier	Top Speed [km/h]	Fastest Section								Margin	Distance Travelled [m]	
1	9 THE BIG GOODBYE Angela Jones	4	68.3 1000m	0:10.81 1000m	1:08.79 [1] (0:13.27)	0:55.52 [1] (0:10.81)	0:44.71 [2] (0:11.01)	0:33.70 [2] (0:11.16)	0:22.54 [2] (0:11.05)	0:11.49 [1] (0:11.49)	1:08.79	0:33.70		
2	2 CEPHEUS Brodie Loy	8	67.9 800m	0:10.69 400m	1:08.96 [2] (0:14.03)	0:54.93 [10] (0:11.29)	0:43.64 [11] (0:10.91)	0:32.73 [10] (0:10.97)	0:21.76 [9] (0:10.69)	0:11.07 [8] (0:11.07)	1.04L	0:32.73	+1	
3	11 STARVIRGO Ben Thompson	7	67.4 1000m	0:10.78 400m	1:09.04 [3] (0:14.08)	0:54.96 [11] (0:10.94)	0:44.02 [9] (0:10.98)	0:33.04 [9] (0:10.94)	0:22.10 [8] (0:10.78)	0:11.32 [7] (0:11.32)	1.5L	0:33.04	+0	
4	5 SNOWZONE Andrew Mallyon	9	67.2 1000m	0:10.91 400m	1:09.16 [4] (0:13.39)	0:55.77 [3] (0:10.96)	0:44.81 [3] (0:11.18)	0:33.63 [3] (0:11.02)	0:22.61 [5] (0:10.91)	0:11.70 [5] (0:11.70)	2.2L	0:33.63	+6	
5	12 MAGIC CHARLEE Melea Castle	5	67.8 400m	0:10.84 400m	1:09.20 [5] (0:13.76)	0:55.44 [8] (0:11.08)	0:44.36 [7] (0:11.10)	0:33.26 [8] (0:10.93)	0:22.33 [7] (0:10.84)	0:11.49 [6] (0:11.49)	2.44L	0:33.26	+6	
6	4 ROMAN AUREUS Larry Cassidy	10	69.2 600m	0:10.91 600m	1:09.22 [6] (0:13.61)	0:55.61 [5] (0:10.99)	0:44.62 [6] (0:11.12)	0:33.50 [6] (0:10.91)	0:22.59 [4] (0:10.97)	0:11.62 [3] (0:11.62)	2.55L	0:33.50	+12	
7	7 WREN'S DAY Michael Murphy	1	66.8 1000m	0:10.92 600m	1:09.33 [7] (0:13.63)	0:55.70 [6] (0:10.94)	0:44.76 [5] (0:11.10)	0:33.66 [4] (0:10.92)	0:22.74 [3] (0:11.00)	0:11.74 [4] (0:11.74)	3.19L	0:33.66	+1	
8	13 FIVE OXFORD Taylor Marshall	3	67.1 800m	0:11.01 1000m	1:09.47 [8] (0:13.56)	0:55.91 [4] (0:11.01)	0:44.90 [4] (0:11.12)	0:33.78 [5] (0:11.12)	0:22.66 [6] (0:11.05)	0:11.61 [9] (0:11.61)	4.03L	0:33.78	+11	
9	10 SIR ROCKET Samantha Collett	2	69.2 1000m	0:10.62 1000m	1:09.61 [9] (0:13.31)	0:56.30 [2] (0:10.62)	0:45.68 [1] (0:11.04)	0:34.64 [1] (0:11.33)	0:23.31 [1] (0:11.19)	0:12.12 [2] (0:12.12)	4.87L	0:34.64	+10	
10	6 HAUNTED Lani Allen	6	67.0 400m	0:10.94 400m	1:09.87 [10] (0:13.92)	0:55.95 [9] (0:11.25)	0:44.70 [10] (0:11.05)	0:33.65 [11] (0:11.10)	0:22.55 [11] (0:10.94)	0:11.61 [10] (0:11.61)	6.39L	0:33.65	+8	

Scratched: Irish Songs (#8), Last Chance (#3)

Report Created: Sat 11 February 2023 17:23 GMT+ (Note: Timing is based on position data)

Page 1/13

[] Ranking at each section and finish
 -:-:- No data available at this section
 NA No data available

SCN Saddle cloth number
 DNF Did not finish
 DNT Did not track

data processed by TRIPLES DATA



Doomben QLD Professional
Race 8: XXXX DRY OPEN Handicap - 1200m
11 February 2023 - 17:13



BRISBANE
RACING CLUB

Track Rating: Good 4, Weather: Fine, Rail Position: True Entire

Section		Overall	1000m	800m	600m	400m	200m	Last 600m					
Field Times		1:08.79 (0:13.27)	0:55.52 (0:10.66)	0:44.86 (0:11.04)	0:33.82 (0:11.28)	0:22.54 (0:11.05)	0:11.49 (0:11.49)	0:33.82					
Rank	TAB Horse/Jockey	Barrier	Top Speed [km/h]	Fastest Section				Margin	Distance Travelled [m]				
11	1 SIMPLY FLY James Orman	12	68.0 600m	0:11.06 800m	1:10.15 [11] (0:13.73)	0:56.42 [7] (0:11.12)	0:45.30 [8] (0:11.06)	0:34.24 [7] (0:11.21)	0:23.03 [10] (0:11.16)	0:11.87 [11] (0:11.87)	8.04L	0:34.24	+17

Scratched: Irish Songs (#8), Last Chance (#3)

[] Ranking at each section and finish
 -:-:-:- No data available at this section
 NA No data available

SCN Saddle cloth number
 DNF Did not finish
 DNT Did not track



Horse/Jockey Name	The Big Goodbye
Final Rank	1
Fastest Section Time (Section)	0:10.81 (1000m)
Top Speed [km/h] (Section)	68.3 (1000m)
Race State	Finished

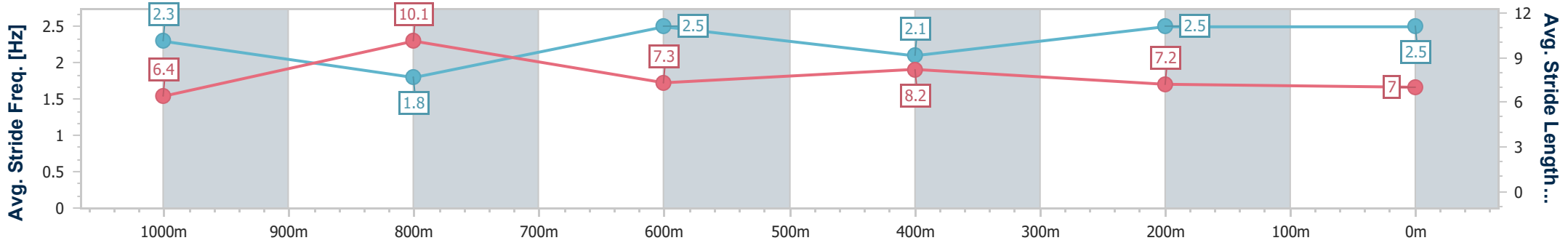
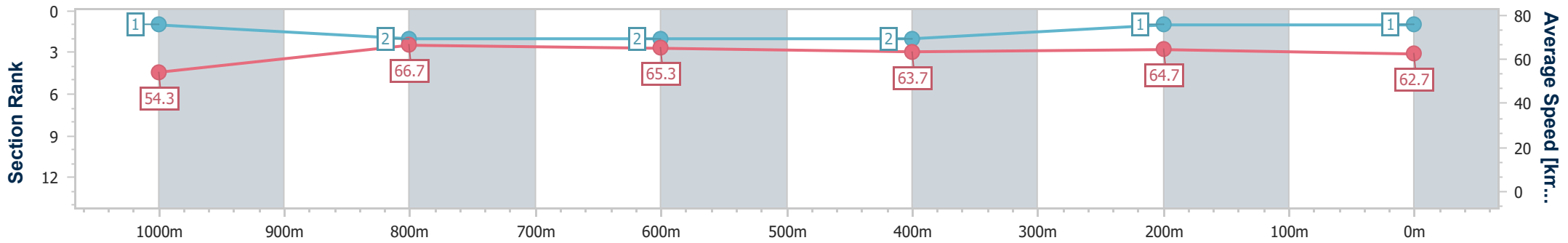


Doomben QLD Professional
Race 8: XXXX DRY OPEN Handicap - 1200m
 11 February 2023 - 17:13
 Track Rating: Good 4, Weather: Fine, Rail Position: True Entire



BRISBANE
RACING CLUB

Section	Overall	1000m	800m	600m	400m	200m
Section Times	1:08.79 [1] (0:13.27)	0:55.52 [1] (0:10.81)	0:44.71 [2] (0:11.01)	0:33.70 [2] (0:11.16)	0:22.54 [2] (0:11.05)	0:11.49 [1] (0:11.49)
Average Speed [km/h]	54.3	66.7	65.3	63.7	64.7	62.7
Top Speed [km/h]	66.3	68.3	66.9	66.4	65.2	64.7
Avg. Dist. to Rail [m]	2.8	0.8	0.7	2.4	1.9	1.1
Avg. Stride Freq. [Hz]	2.3	1.8	2.5	2.1	2.5	2.5
Avg. Stride Length [m]	6.4	10.1	7.3	8.2	7.2	7.0



- [] Ranking at each section and finish
- .-.- No data available at this section
- NA No data available



Horse/Jockey Name	Cepheus
Final Rank	2
Fastest Section Time (Section)	0:10.69 (400m)
Top Speed [km/h] (Section)	67.9 (800m)
Race State	Finished



Doomben QLD Professional

Race 8: XXXX DRY OPEN Handicap - 1200m

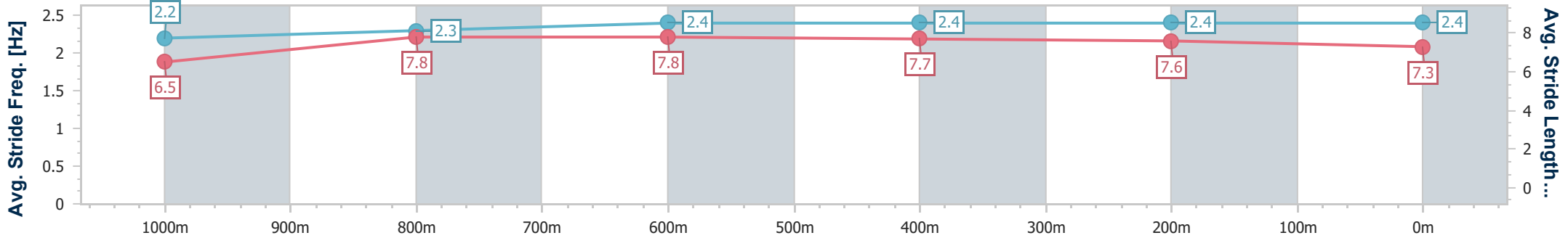
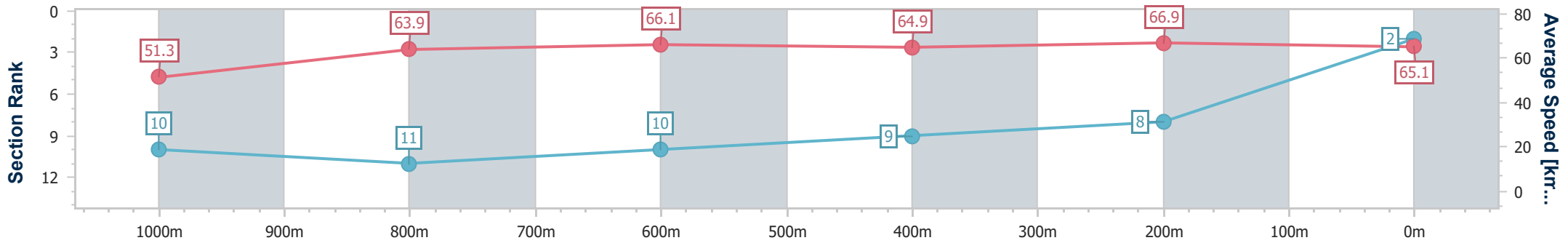
11 February 2023 - 17:13

Track Rating: Good 4, Weather: Fine, Rail Position: True Entire



BRISBANE RACING CLUB

Section	Overall	1000m	800m	600m	400m	200m
Section Times	1:08.96 [2] (0:14.03)	0:54.93 [10] (0:11.29)	0:43.64 [11] (0:10.91)	0:32.73 [10] (0:10.97)	0:21.76 [9] (0:10.69)	0:11.07 [8]
Average Speed [km/h]	51.3	63.9	66.1	64.9	66.9	65.1
Top Speed [km/h]	64.5	65.1	67.9	66.9	67.6	66.9
Avg. Dist. to Rail [m]	5.5	2.0	0.2	1.7	2.0	1.5
Avg. Stride Freq. [Hz]	2.2	2.3	2.4	2.4	2.4	2.4
Avg. Stride Length [m]	6.5	7.8	7.8	7.7	7.6	7.3



- [] Ranking at each section and finish
- .-.- No data available at this section
- NA No data available



Horse/Jockey Name	Starvirgo
Final Rank	3
Fastest Section Time (Section)	0:10.78 (400m)
Top Speed [km/h] (Section)	67.4 (1000m)
Race State	Finished



Doomben QLD Professional

Race 8: XXXX DRY OPEN Handicap - 1200m

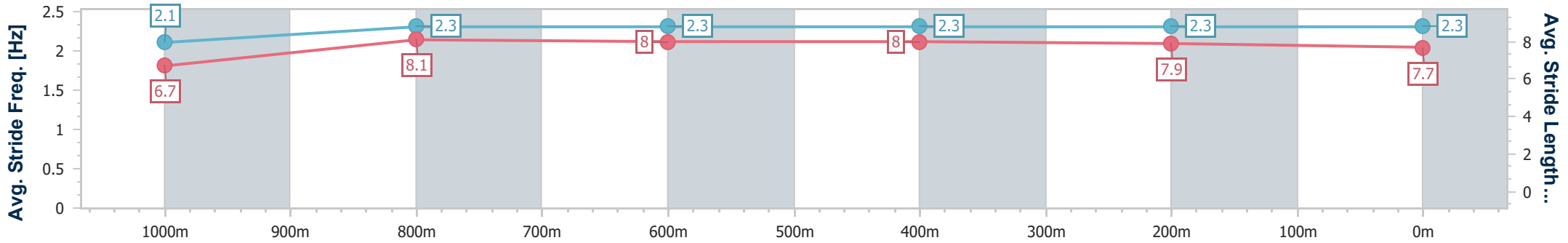
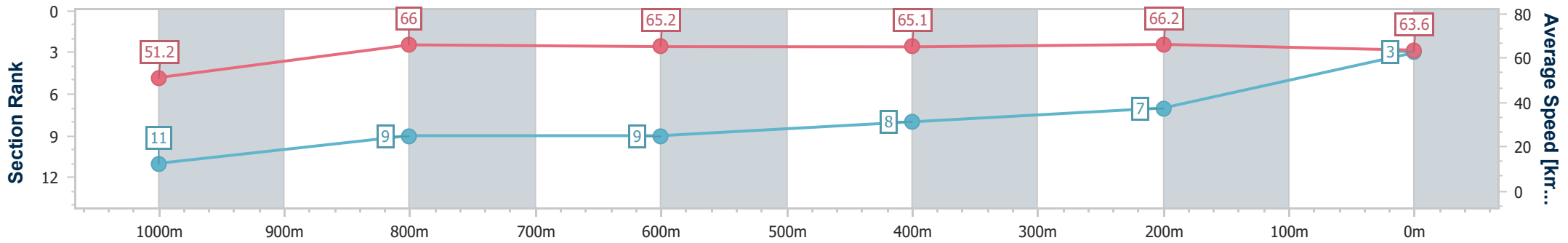
11 February 2023 - 17:13

Track Rating: Good 4, Weather: Fine, Rail Position: True Entire



BRISBANE RACING CLUB

Section	Overall	1000m	800m	600m	400m	200m
Section Times	1:09.04 [3] (0:14.08)	0:54.96 [11] (0:10.94)	0:44.02 [9] (0:10.98)	0:33.04 [9] (0:10.94)	0:22.10 [8] (0:10.78)	0:11.32 [7] (0:11.32)
Average Speed [km/h]	51.2	66.0	65.2	65.1	66.2	63.6
Top Speed [km/h]	66.1	67.4	66.1	66.0	67.2	66.0
Avg. Dist. to Rail [m]	4.3	0.8	0.9	1.8	3.4	2.0
Avg. Stride Freq. [Hz]	2.1	2.3	2.3	2.3	2.3	2.3
Avg. Stride Length [m]	6.7	8.1	8.0	8.0	7.9	7.7



- [] Ranking at each section and finish
- .-.- No data available at this section
- NA No data available



Horse/Jockey Name	Snowzone
Final Rank	4
Fastest Section Time (Section)	0:10.91 (400m)
Top Speed [km/h] (Section)	67.2 (1000m)
Race State	Finished



Doomben QLD Professional

Race 8: XXXX DRY OPEN Handicap - 1200m

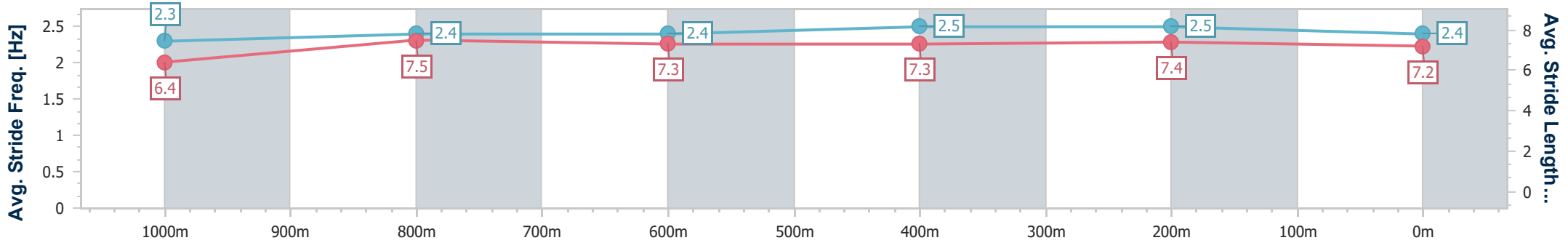
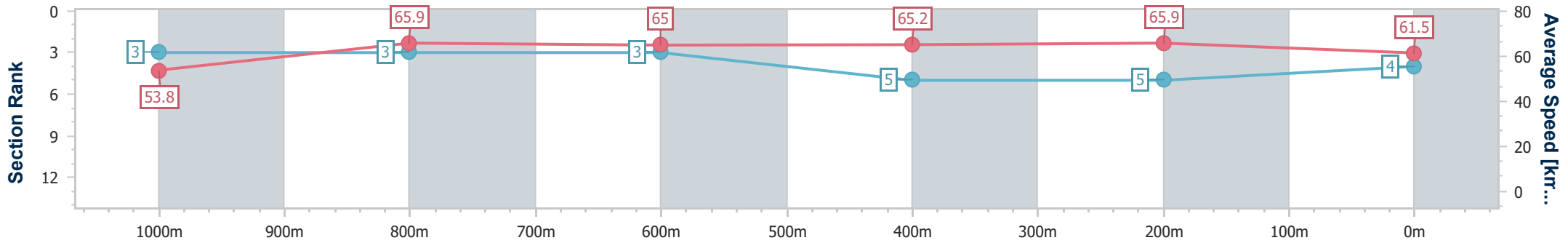
11 February 2023 - 17:13

Track Rating: Good 4, Weather: Fine, Rail Position: True Entire



BRISBANE RACING CLUB

Section	Overall	1000m	800m	600m	400m	200m
Section Times	1:09.16 [4] (0:13.39)	0:55.77 [3] (0:10.96)	0:44.81 [3] (0:11.18)	0:33.63 [3] (0:11.02)	0:22.61 [5] (0:10.91)	0:11.70 [5]
Average Speed [km/h]	53.8	65.9	65.0	65.2	65.9	61.5
Top Speed [km/h]	66.5	67.2	67.1	66.5	66.5	64.0
Avg. Dist. to Rail [m]	6.1	2.1	1.3	0.3	1.2	2.7
Avg. Stride Freq. [Hz]	2.3	2.4	2.4	2.5	2.5	2.4
Avg. Stride Length [m]	6.4	7.5	7.3	7.3	7.4	7.2



- [] Ranking at each section and finish
- .-.- No data available at this section
- NA No data available



Horse/Jockey Name	Magic Charlee
Final Rank	5
Fastest Section Time (Section)	0:10.84 (400m)
Top Speed [km/h] (Section)	67.8 (400m)
Race State	Finished



Doomben QLD Professional

Race 8: XXXX DRY OPEN Handicap - 1200m

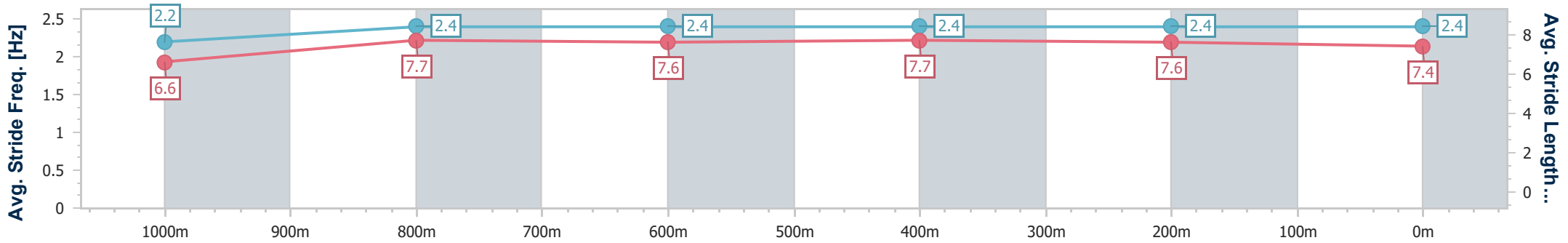
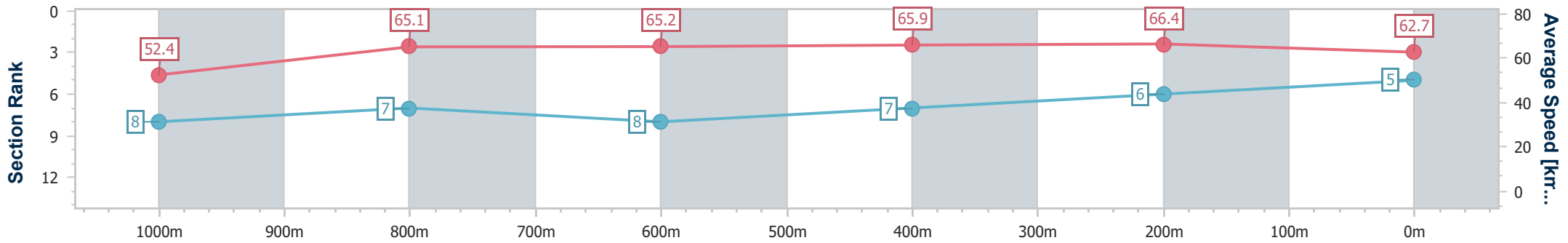
11 February 2023 - 17:13

Track Rating: Good 4, Weather: Fine, Rail Position: True Entire



BRISBANE RACING CLUB

Section	Overall	1000m	800m	600m	400m	200m
Section Times	1:09.20 [5] (0:13.76)	0:55.44 [8] (0:11.08)	0:44.36 [7] (0:11.10)	0:33.26 [8] (0:10.93)	0:22.33 [7] (0:10.84)	0:11.49 [6] (0:11.49)
Average Speed [km/h]	52.4	65.1	65.2	65.9	66.4	62.7
Top Speed [km/h]	64.8	66.0	66.2	67.0	67.8	65.4
Avg. Dist. to Rail [m]	3.0	1.1	1.3	0.3	2.1	6.1
Avg. Stride Freq. [Hz]	2.2	2.4	2.4	2.4	2.4	2.4
Avg. Stride Length [m]	6.6	7.7	7.6	7.7	7.6	7.4



- [] Ranking at each section and finish
- .-.- No data available at this section
- NA No data available



Horse/Jockey Name	Roman Aureus
Final Rank	6
Fastest Section Time (Section)	0:10.91 (600m)
Top Speed [km/h] (Section)	69.2 (600m)
Race State	Finished



Doomben QLD Professional

Race 8: XXXX DRY OPEN Handicap - 1200m

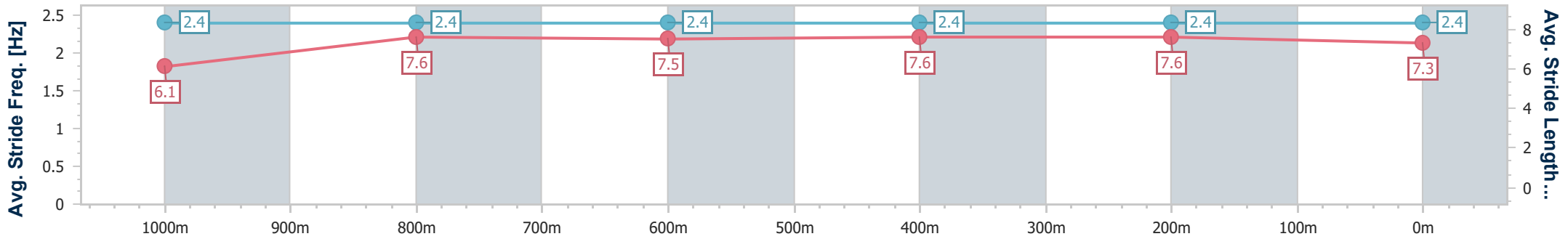
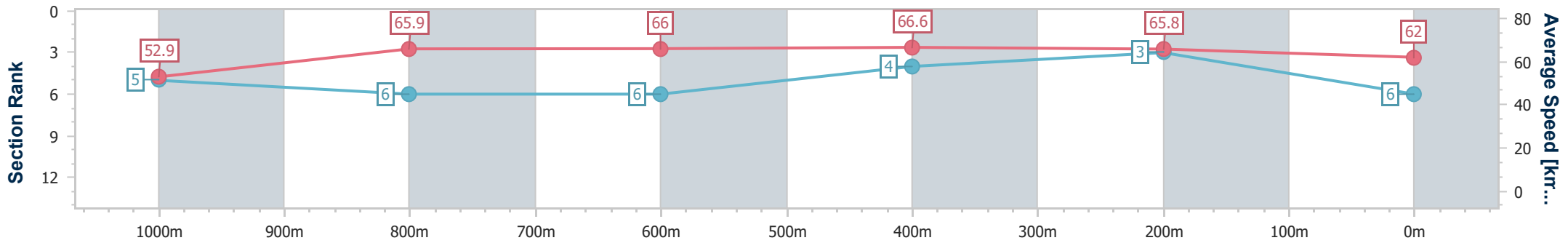
11 February 2023 - 17:13

Track Rating: Good 4, Weather: Fine, Rail Position: True Entire



BRISBANE RACING CLUB

Section	Overall	1000m	800m	600m	400m	200m
Section Times	1:09.22 [6] (0:13.61)	0:55.61 [5] (0:10.99)	0:44.62 [6] (0:11.12)	0:33.50 [6] (0:10.91)	0:22.59 [4] (0:10.97)	0:11.62 [3] (0:11.62)
Average Speed [km/h]	52.9	65.9	66.0	66.6	65.8	62.0
Top Speed [km/h]	65.9	66.9	68.0	69.2	67.4	65.3
Avg. Dist. to Rail [m]	7.2	2.7	3.6	1.9	2.2	4.4
Avg. Stride Freq. [Hz]	2.4	2.4	2.4	2.4	2.4	2.4
Avg. Stride Length [m]	6.1	7.6	7.5	7.6	7.6	7.3



- [] Ranking at each section and finish
- .-.- No data available at this section
- NA No data available



Horse/Jockey Name	Wren's Day
Final Rank	7
Fastest Section Time (Section)	0:10.92 (600m)
Top Speed [km/h] (Section)	66.8 (1000m)
Race State	Finished



Doomben QLD Professional

Race 8: XXXX DRY OPEN Handicap - 1200m

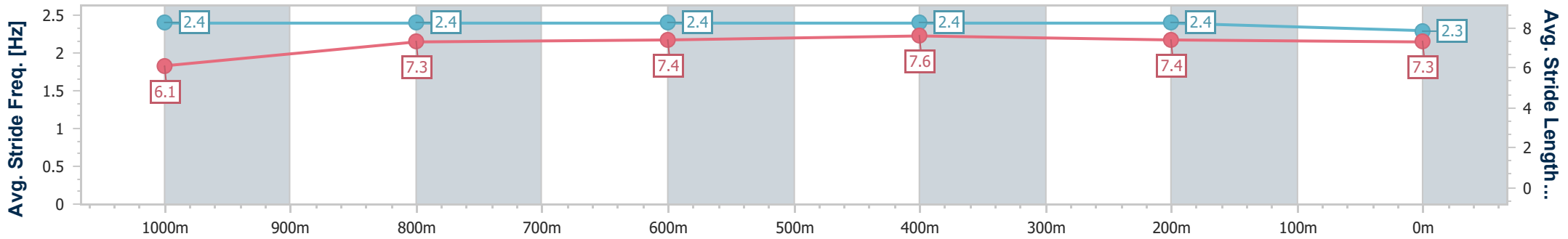
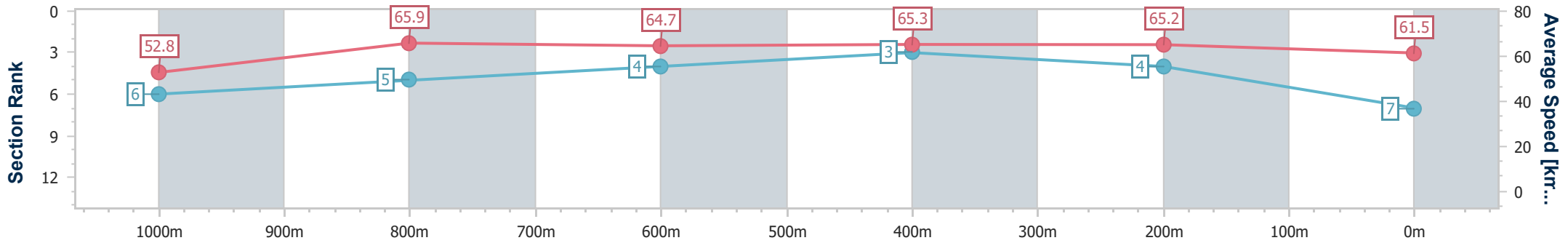
11 February 2023 - 17:13

Track Rating: Good 4, Weather: Fine, Rail Position: True Entire



BRISBANE RACING CLUB

Section	Overall	1000m	800m	600m	400m	200m
Section Times	1:09.33 [7] (0:13.63)	0:55.70 [6] (0:10.94)	0:44.76 [5] (0:11.10)	0:33.66 [4] (0:10.92)	0:22.74 [3] (0:11.00)	0:11.74 [4]
Average Speed [km/h]	52.8	65.9	64.7	65.3	65.2	61.5
Top Speed [km/h]	66.4	66.8	66.0	66.5	66.7	64.1
Avg. Dist. to Rail [m]	0.6	0.4	0.4	1.7	0.8	0.9
Avg. Stride Freq. [Hz]	2.4	2.4	2.4	2.4	2.4	2.3
Avg. Stride Length [m]	6.1	7.3	7.4	7.6	7.4	7.3



- [] Ranking at each section and finish
- .-.-.- No data available at this section
- NA No data available



Horse/Jockey Name	Five Oxford
Final Rank	8
Fastest Section Time (Section)	0:11.01 (1000m)
Top Speed [km/h] (Section)	67.1 (800m)
Race State	Finished



Doomben QLD Professional

Race 8: XXXX DRY OPEN Handicap - 1200m

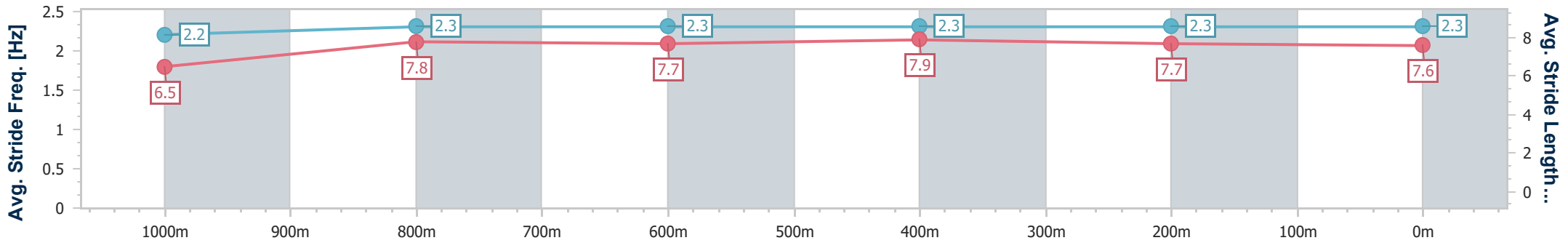
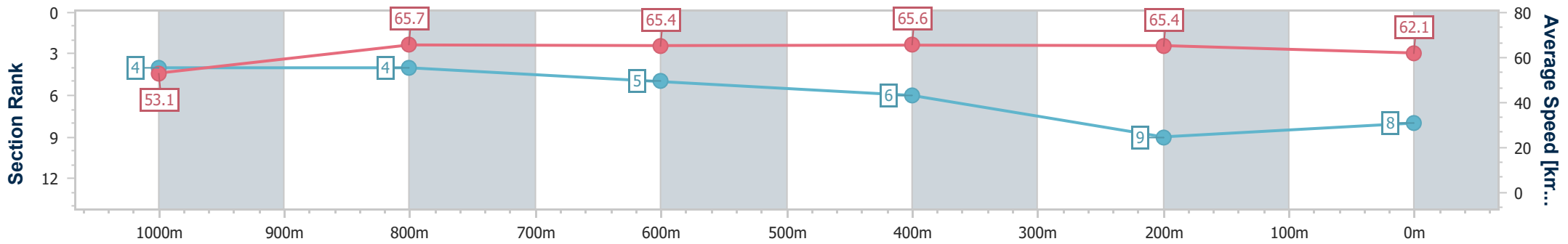
11 February 2023 - 17:13

Track Rating: Good 4, Weather: Fine, Rail Position: True Entire



BRISBANE RACING CLUB

Section	Overall	1000m	800m	600m	400m	200m
Section Times	1:09.47 [8] (0:13.56)	0:55.91 [4] (0:11.01)	0:44.90 [4] (0:11.12)	0:33.78 [5] (0:11.12)	0:22.66 [6] (0:11.05)	0:11.61 [9] (0:11.61)
Average Speed [km/h]	53.1	65.7	65.4	65.6	65.4	62.1
Top Speed [km/h]	65.9	66.8	67.1	66.5	66.4	65.1
Avg. Dist. to Rail [m]	2.4	1.7	2.1	2.6	2.5	4.6
Avg. Stride Freq. [Hz]	2.2	2.3	2.3	2.3	2.3	2.3
Avg. Stride Length [m]	6.5	7.8	7.7	7.9	7.7	7.6



- [] Ranking at each section and finish
- .-.- No data available at this section
- NA No data available



Horse/Jockey Name	Sir Rocket
Final Rank	9
Fastest Section Time (Section)	0:10.62 (1000m)
Top Speed [km/h] (Section)	69.2 (1000m)
Race State	Finished

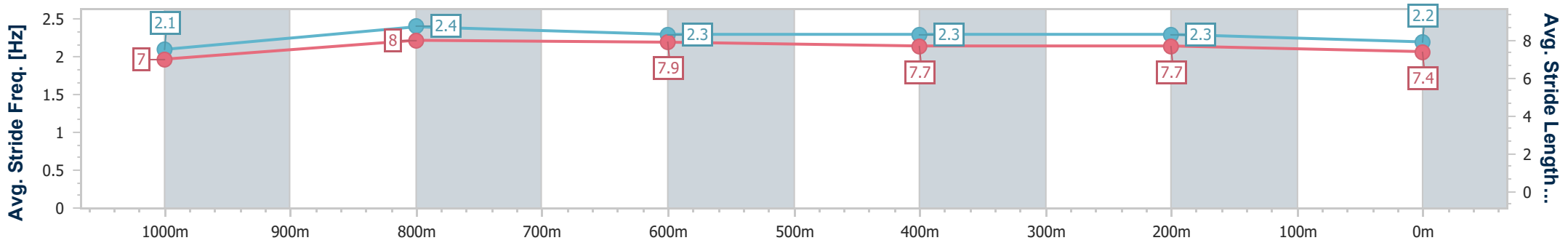
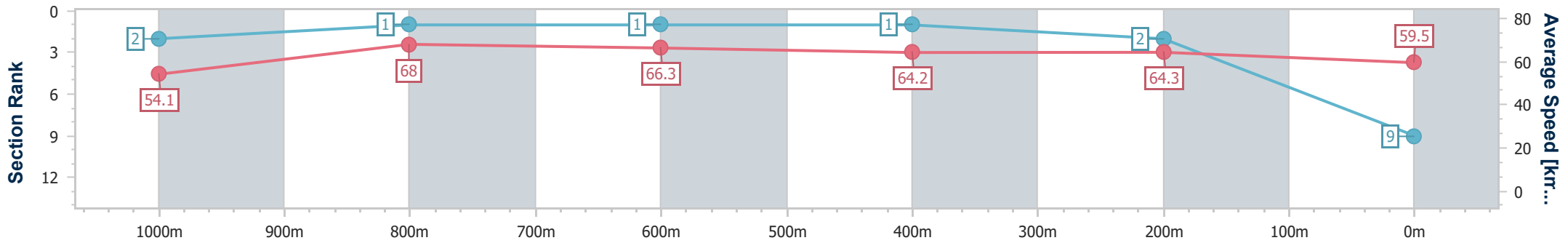


Doomben QLD Professional
Race 8: XXXX DRY OPEN Handicap - 1200m
 11 February 2023 - 17:13
 Track Rating: Good 4, Weather: Fine, Rail Position: True Entire



BRISBANE
RACING CLUB

Section	Overall	1000m	800m	600m	400m	200m
Section Times	1:09.61 [9] (0:13.31)	0:56.30 [2] (0:10.62)	0:45.68 [1] (0:11.04)	0:34.64 [1] (0:11.33)	0:23.31 [1] (0:11.19)	0:12.12 [2] (0:12.12)
Average Speed [km/h]	54.1	68.0	66.3	64.2	64.3	59.5
Top Speed [km/h]	67.0	69.2	67.7	64.9	65.0	63.4
Avg. Dist. to Rail [m]	1.6	0.6	3.5	1.9	0.3	0.7
Avg. Stride Freq. [Hz]	2.1	2.4	2.3	2.3	2.3	2.2
Avg. Stride Length [m]	7.0	8.0	7.9	7.7	7.7	7.4



- [] Ranking at each section and finish
- .-.- No data available at this section
- NA No data available



Horse/Jockey Name	Haunted
Final Rank	10
Fastest Section Time (Section)	0:10.94 (400m)
Top Speed [km/h] (Section)	67.0 (400m)
Race State	Finished



Doomben QLD Professional

Race 8: XXXX DRY OPEN Handicap - 1200m

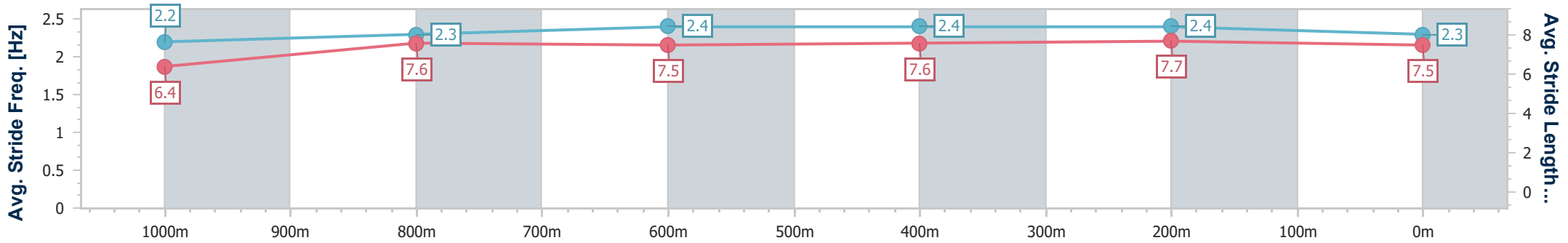
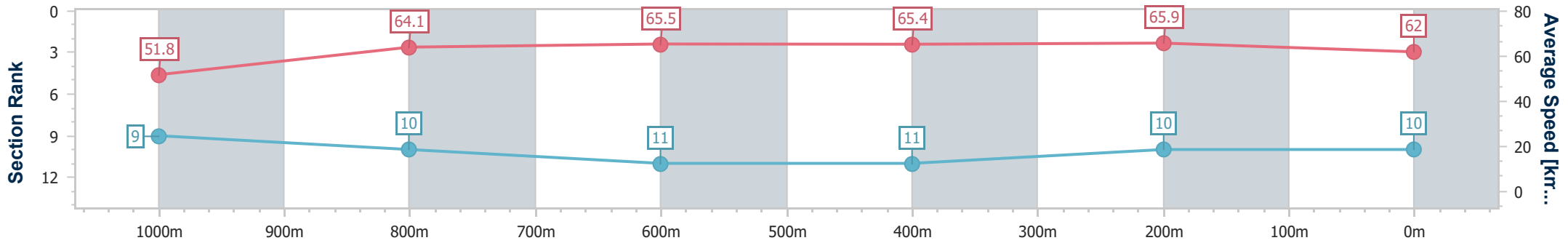
11 February 2023 - 17:13

Track Rating: Good 4, Weather: Fine, Rail Position: True Entire



BRISBANE RACING CLUB

Section	Overall	1000m	800m	600m	400m	200m
Section Times	1:09.87 [10] (0:13.92)	0:55.95 [9] (0:11.25)	0:44.70 [10] (0:11.05)	0:33.65 [11] (0:11.10)	0:22.55 [11] (0:10.94)	0:11.61 [10] (0:11.61)
Average Speed [km/h]	51.8	64.1	65.5	65.4	65.9	62.0
Top Speed [km/h]	64.0	65.8	66.8	66.7	67.0	65.7
Avg. Dist. to Rail [m]	4.1	1.2	1.4	1.5	2.2	6.5
Avg. Stride Freq. [Hz]	2.2	2.3	2.4	2.4	2.4	2.3
Avg. Stride Length [m]	6.4	7.6	7.5	7.6	7.7	7.5



- [] Ranking at each section and finish
- .-.- No data available at this section
- NA No data available



Horse/Jockey Name	Simply Fly
Final Rank	11
Fastest Section Time (Section)	0:11.06 (800m)
Top Speed [km/h] (Section)	68.0 (600m)
Race State	Finished



Doomben QLD Professional

Race 8: XXXX DRY OPEN Handicap - 1200m

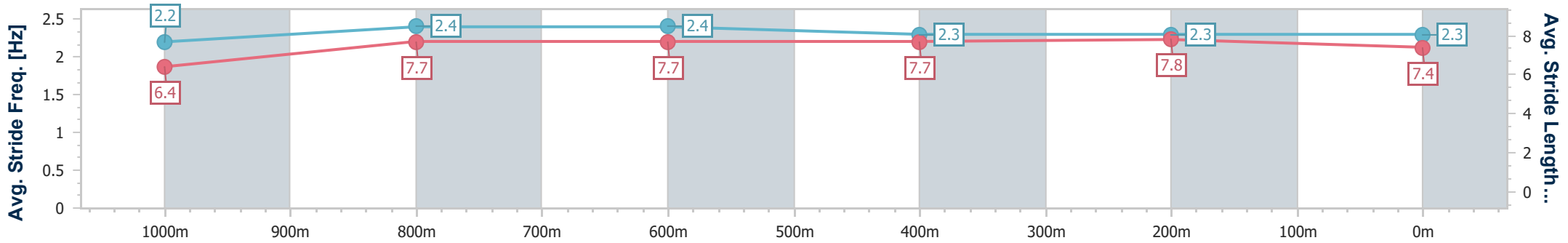
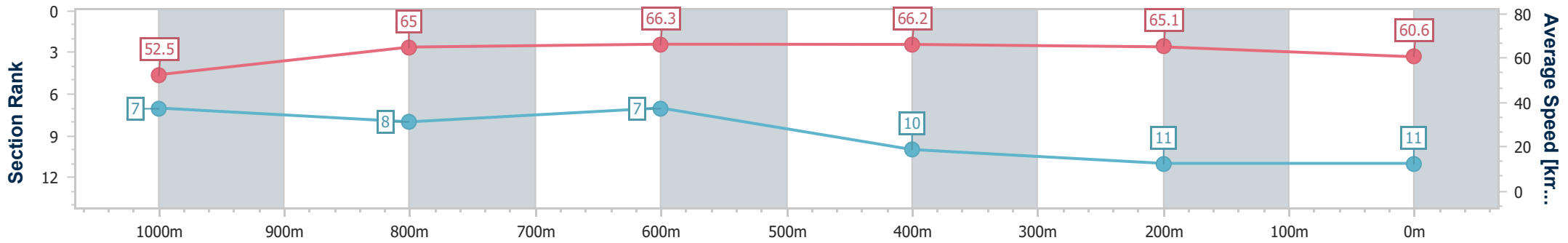
11 February 2023 - 17:13

Track Rating: Good 4, Weather: Fine, Rail Position: True Entire



BRISBANE RACING CLUB

Section	Overall	1000m	800m	600m	400m	200m
Section Times	1:10.15 [11] (0:13.73)	0:56.42 [7] (0:11.12)	0:45.30 [8] (0:11.06)	0:34.24 [7] (0:11.21)	0:23.03 [10] (0:11.16)	0:11.87 [11] (0:11.87)
Average Speed [km/h]	52.5	65.0	66.3	66.2	65.1	60.6
Top Speed [km/h]	66.8	66.2	67.4	68.0	66.0	64.5
Avg. Dist. to Rail [m]	8.0	2.4	3.8	5.5	5.0	7.3
Avg. Stride Freq. [Hz]	2.2	2.4	2.4	2.3	2.3	2.3
Avg. Stride Length [m]	6.4	7.7	7.7	7.7	7.8	7.4



- [] Ranking at each section and finish
- .-.- No data available at this section
- NA No data available