



Doomben QLD Professional
Race 5: MARGARET GREENUP Fillies and Mares BENCHMARK 80
Handicap - 1350m
11 February 2023 - 15:13



BRISBANE
RACING CLUB

Track Rating: Good 4, Weather: Fine, Rail Position: True Entire

Section		Overall	1200m	1000m	800m	600m	400m	Last 600m				
Field Times		1:18.88 (0:11.01)	1:07.87 (0:10.90)	0:56.97 (0:11.44)	0:45.53 (0:11.77)	0:33.76 (0:11.28)	0:22.48 (0:10.92)	0:33.76				
Rank	TAB Horse/Jockey	Barrier	Top Speed [km/h]	Fastest Section							Distance Travelled [m]	
1	1 TILIANAM Angela Jones	6	66.8 1200m	0:10.86 400m	1:18.88 [1] (0:11.01)	1:07.87 [1] (0:10.93)	0:56.94 [2] (0:11.51)	0:45.43 [2] (0:11.76)	0:33.67 [2] (0:11.25)	0:22.42 [2] (0:10.86)	0:33.67	
2	3 BOLD AND LUCY Ryan Wiggins	4	67.4 400m	0:10.86 400m	1:19.02 [2] (0:11.67)	1:07.35 [7] (0:11.29)	0:56.06 [8] (0:11.44)	0:44.62 [8] (0:11.49)	0:33.13 [8] (0:11.16)	0:21.97 [7] (0:10.86)	0:33.13	-2
3	5 PETUNIA Kyle Wilson-Taylor	5	66.7 400m	0:10.96 400m	1:19.06 [3] (0:11.58)	1:07.48 [6] (0:11.11)	0:56.37 [6] (0:11.44)	0:44.93 [6] (0:11.55)	0:33.38 [5] (0:11.15)	0:22.23 [5] (0:10.96)	0:33.38	-2
4	2 TAWFIQ LASS Andrew Mallyon	3	66.3 400m	0:11.01 1200m	1:19.19 [4] (0:11.31)	1:07.88 [4] (0:11.01)	0:56.87 [4] (0:11.44)	0:45.43 [4] (0:11.56)	0:33.87 [3] (0:11.26)	0:22.61 [3] (0:11.04)	0:33.87	-3
5	4 RENOUF Larry Cassidy	7	68.0 400m	0:10.77 400m	1:19.20 [5] (0:11.71)	1:07.49 [8] (0:11.21)	0:56.28 [7] (0:11.40)	0:44.88 [7] (0:11.55)	0:33.33 [7] (0:11.21)	0:22.12 [8] (0:10.77)	0:33.33	+0
6	9 DEEP ROMANCE Ben Thompson	9	68.2 400m	0:10.81 400m	1:19.43 [6] (0:11.94)	1:07.49 [10] (0:11.24)	0:56.25 [9] (0:11.34)	0:44.91 [9] (0:11.52)	0:33.39 [9] (0:11.21)	0:22.18 [10] (0:10.81)	0:33.39	+2
7	10 CAPRI OF TUFFY Stephanie Thornton	1	67.9 1200m	0:10.78 1200m	1:19.58 [7] (0:11.13)	1:08.45 [2] (0:10.78)	0:57.67 [1] (0:11.44)	0:46.23 [1] (0:11.77)	0:34.46 [1] (0:11.28)	0:23.18 [1] (0:11.21)	0:34.46	-5
8	6 ENTERPRISE MIA Boris Thornton	10	67.7 400m	0:10.93 400m	1:19.61 [8] (0:11.23)	1:08.38 [3] (0:11.05)	0:57.33 [3] (0:11.51)	0:45.82 [3] (0:11.66)	0:34.16 [4] (0:11.37)	0:22.79 [4] (0:10.93)	0:34.16	+1
9	8 GLITTER STRIP James Orman	8	68.9 400m	0:10.76 400m	1:19.62 [9] (0:11.40)	1:08.22 [5] (0:11.18)	0:57.04 [5] (0:11.52)	0:45.52 [5] (0:11.66)	0:33.86 [6] (0:11.30)	0:22.56 [6] (0:10.76)	0:33.86	+1
10	11 SIENNA'S AWARD Lani Allen	11	66.2 400m	0:11.06 400m	1:19.92 [10] (0:11.94)	1:07.98 [9] (0:11.39)	0:56.59 [10] (0:11.38)	0:45.21 [10] (0:11.44)	0:33.77 [10] (0:11.13)	0:22.64 [9] (0:11.06)	0:33.77	-3

Scratched: Nicci's Fling (#7)

Report Created: Sat 11 February 2023 15:38 GMT+ (Note: Timing is based on position data)

Page 1/12

[] Ranking at each section and finish
 -:-:- No data available at this section
 NA No data available

SCN Saddle cloth number
 DNF Did not finish
 DNT Did not track

data processed by TRIPLES DATA



Doomben QLD Professional
Race 5: MARGARET GREENUP Fillies and Mares BENCHMARK 80
Handicap - 1350m
11 February 2023 - 15:13



Track Rating: Good 4, Weather: Fine, Rail Position: True Entire

Section				200m				Last 600m		
Field Times				0:11.56				0:33.76		
				(0:11.56)						
Rank	TAB	Horse/Jockey	Barrier	Top Speed [km/h]	Fastest Section	Margin			Distance Travelled [m]	
1	1	TILIANAM Angela Jones	6	66.8 1200m	0:10.86 400m	0:11.56 [1] (0:11.56)	1:18.88		0:33.67	
2	3	BOLD AND LUCY Ryan Wiggins	4	67.4 400m	0:10.86 400m	0:11.11 [8] (0:11.11)	0.84L		0:33.13	-2
3	5	PETUNIA Kyle Wilson-Taylor	5	66.7 400m	0:10.96 400m	0:11.27 [6] (0:11.27)	1.06L		0:33.38	-2
4	2	TAWFIQ LASS Andrew Mallyon	3	66.3 400m	0:11.01 1200m	0:11.57 [3] (0:11.57)	1.87L		0:33.87	-3
5	4	RENOUF Larry Cassidy	7	68.0 400m	0:10.77 400m	0:11.35 [7] (0:11.35)	1.89L		0:33.33	+0
6	9	DEEP ROMANCE Ben Thompson	9	68.2 400m	0:10.81 400m	0:11.37 [9] (0:11.37)	3.24L		0:33.39	+2
7	10	CAPRI OF TUFFY Stephanie Thornton	1	67.9 1200m	0:10.78 1200m	0:11.97 [2] (0:11.97)	4.15L		0:34.46	-5
8	6	ENTERPRISE MIA Boris Thornton	10	67.7 400m	0:10.93 400m	0:11.86 [5] (0:11.86)	4.34L		0:34.16	+1
9	8	GLITTER STRIP James Orman	8	68.9 400m	0:10.76 400m	0:11.80 [4] (0:11.80)	4.41L		0:33.86	+1
10	11	SIENNA'S AWARD Lani Allen	11	66.2 400m	0:11.06 400m	0:11.58 [10] (0:11.58)	6.12L		0:33.77	-3

Scratched: Nicci's Fling (#7)

[] Ranking at each section and finish
 -:-:- No data available at this section
 NA No data available

SCN Saddle cloth number
 DNF Did not finish
 DNT Did not track



Horse/Jockey Name	Tilianam
Final Rank	1
Fastest Section Time (Section)	0:10.86 (400m)
Top Speed [km/h] (Section)	66.8 (1200m)
Race State	Finished

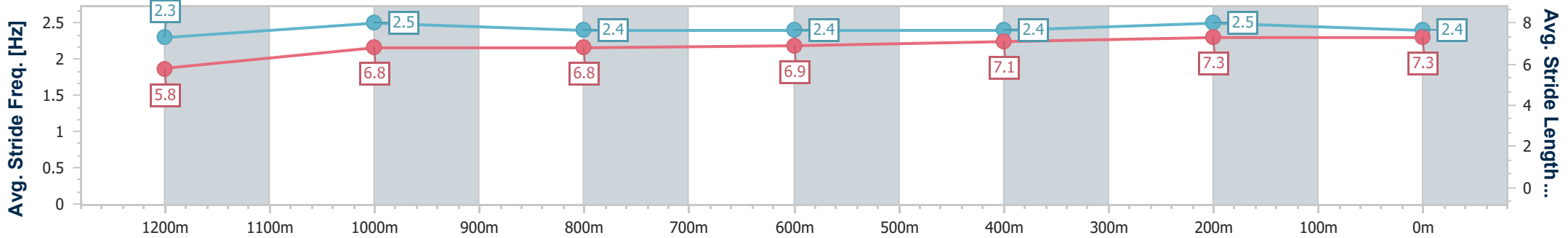
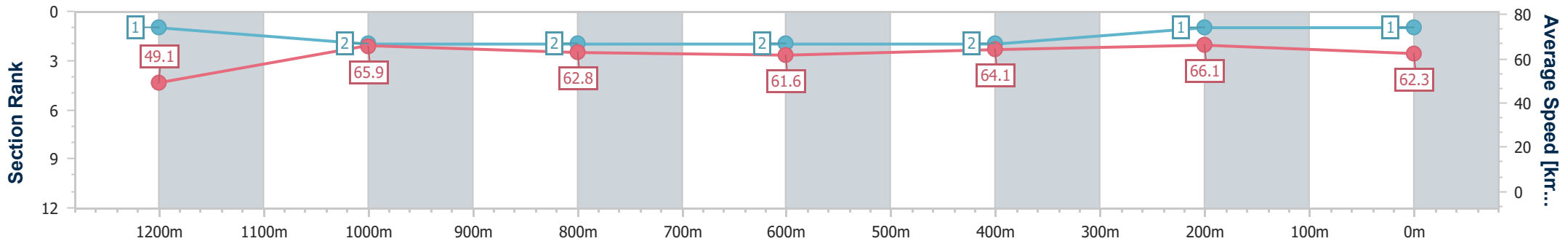


Doomben QLD Professional
Race 5: MARGARET GREENUP Fillies and Mares BENCHMARK
80 Handicap - 1350m
 11 February 2023 - 15:13
 Track Rating: Good 4, Weather: Fine, Rail Position: True Entire



BRISBANE
RACING CLUB

Section	Overall	1200m	1000m	800m	600m	400m	200m
Section Times	1:18.88 [1] (0:11.01)	1:07.87 [1] (0:10.93)	0:56.94 [2] (0:11.51)	0:45.43 [2] (0:11.76)	0:33.67 [2] (0:11.25)	0:22.42 [2] (0:10.86)	0:11.56 [1] (0:11.56)
Average Speed [km/h]	49.1	65.9	62.8	61.6	64.1	66.1	62.3
Top Speed [km/h]	66.7	66.8	63.9	63.0	65.4	66.8	65.4
Avg. Dist. to Rail [m]	5.6	1.9	1.7	1.2	0.4	0.7	2.6
Avg. Stride Freq. [Hz]	2.3	2.5	2.4	2.4	2.4	2.5	2.4
Avg. Stride Length [m]	5.8	6.8	6.8	6.9	7.1	7.3	7.3



- [] Ranking at each section and finish
- .-.- No data available at this section
- NA No data available



Horse/Jockey Name	Bold And Lucy
Final Rank	2
Fastest Section Time (Section)	0:10.86 (400m)
Top Speed [km/h] (Section)	67.4 (400m)
Race State	Finished

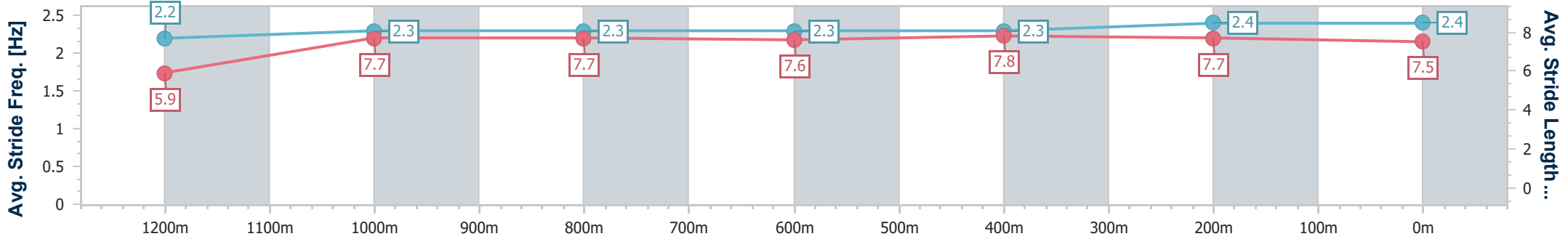
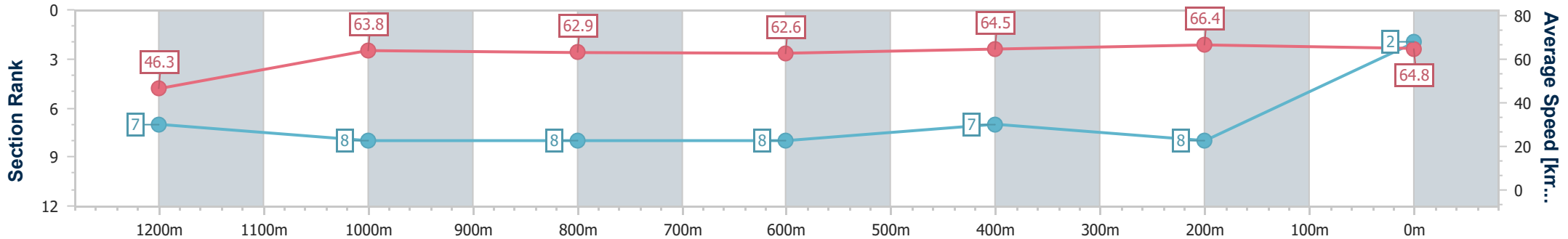


Doomben QLD Professional
Race 5: MARGARET GREENUP Fillies and Mares BENCHMARK
80 Handicap - 1350m
 11 February 2023 - 15:13
 Track Rating: Good 4, Weather: Fine, Rail Position: True Entire



BRISBANE
RACING CLUB

Section	Overall	1200m	1000m	800m	600m	400m	200m
Section Times	1:19.02 [2] (0:11.67)	1:07.35 [7] (0:11.29)	0:56.06 [8] (0:11.44)	0:44.62 [8] (0:11.49)	0:33.13 [8] (0:11.16)	0:21.97 [7] (0:10.86)	0:11.11 [8] (0:11.11)
Average Speed [km/h]	46.3	63.8	62.9	62.6	64.5	66.4	64.8
Top Speed [km/h]	63.2	64.6	64.3	63.5	66.2	67.4	66.4
Avg. Dist. to Rail [m]	4.6	0.8	0.5	0.3	0.3	2.6	2.9
Avg. Stride Freq. [Hz]	2.2	2.3	2.3	2.3	2.3	2.4	2.4
Avg. Stride Length [m]	5.9	7.7	7.7	7.6	7.8	7.7	7.5



- [] Ranking at each section and finish
- .-.- No data available at this section
- NA No data available



Horse/Jockey Name	Petunia
Final Rank	3
Fastest Section Time (Section)	0:10.96 (400m)
Top Speed [km/h] (Section)	66.7 (400m)
Race State	Finished

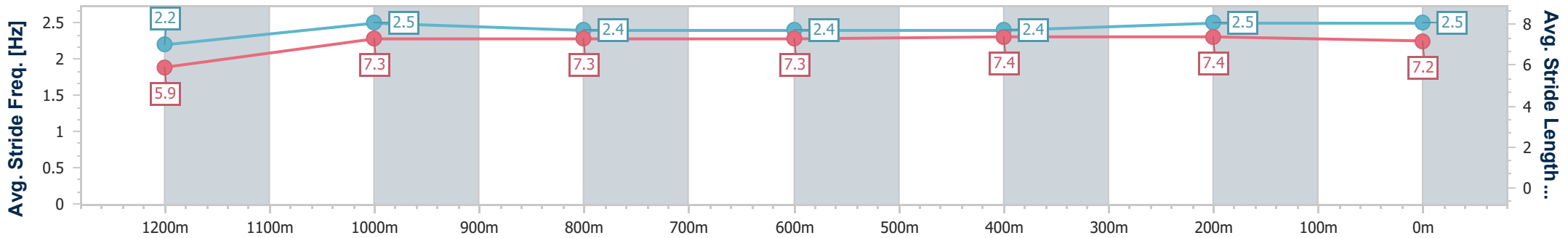
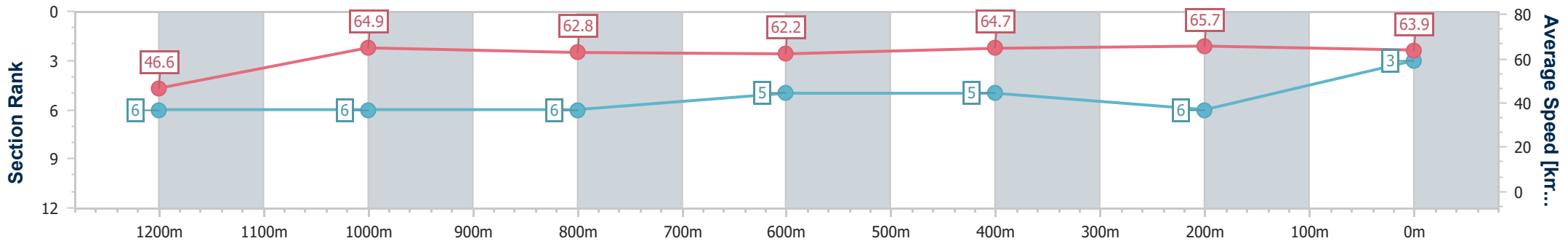


Doomben QLD Professional
Race 5: MARGARET GREENUP Fillies and Mares BENCHMARK
80 Handicap - 1350m
 11 February 2023 - 15:13
 Track Rating: Good 4, Weather: Fine, Rail Position: True Entire



BRISBANE
RACING CLUB

Section	Overall	1200m	1000m	800m	600m	400m	200m
Section Times	1:19.06 [3] (0:11.58)	1:07.48 [6] (0:11.11)	0:56.37 [6] (0:11.44)	0:44.93 [6] (0:11.55)	0:33.38 [5] (0:11.15)	0:22.23 [5] (0:10.96)	0:11.27 [6] (0:11.27)
Average Speed [km/h]	46.6	64.9	62.8	62.2	64.7	65.7	63.9
Top Speed [km/h]	63.8	66.3	64.2	63.4	66.1	66.7	66.4
Avg. Dist. to Rail [m]	5.7	0.9	0.3	0.6	0.4	0.7	0.7
Avg. Stride Freq. [Hz]	2.2	2.5	2.4	2.4	2.4	2.5	2.5
Avg. Stride Length [m]	5.9	7.3	7.3	7.3	7.4	7.4	7.2



- [] Ranking at each section and finish
- .-.- No data available at this section
- NA No data available



Horse/Jockey Name	Tawfiq Lass
Final Rank	4
Fastest Section Time (Section)	0:11.01 (1200m)
Top Speed [km/h] (Section)	66.3 (400m)
Race State	Finished

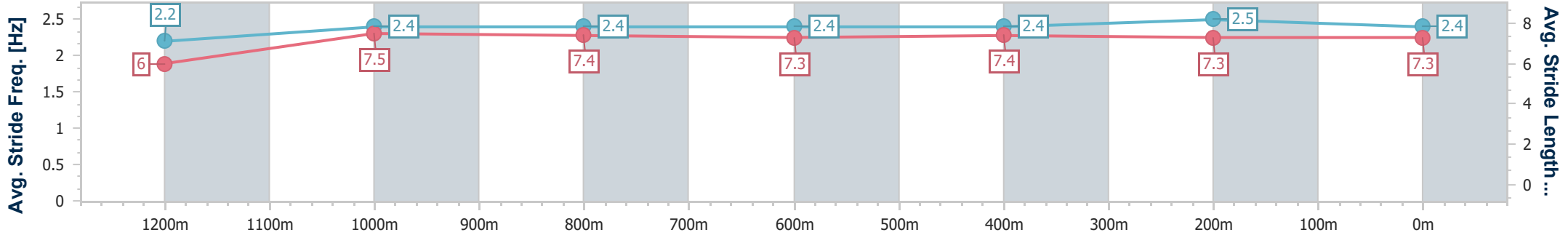
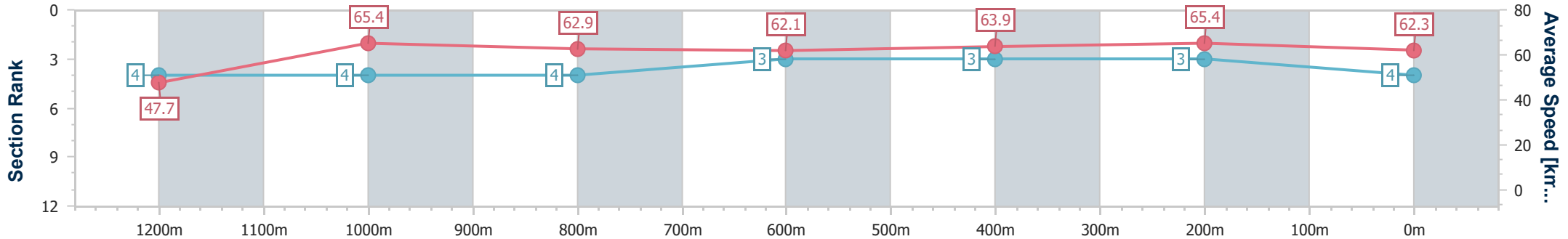


Doomben QLD Professional
Race 5: MARGARET GREENUP Fillies and Mares BENCHMARK
80 Handicap - 1350m
 11 February 2023 - 15:13
 Track Rating: Good 4, Weather: Fine, Rail Position: True Entire



BRISBANE
RACING CLUB

Section	Overall	1200m	1000m	800m	600m	400m	200m
Section Times	1:19.19 [4] (0:11.31)	1:07.88 [4] (0:11.01)	0:56.87 [4] (0:11.44)	0:45.43 [4] (0:11.56)	0:33.87 [3] (0:11.26)	0:22.61 [3] (0:11.04)	0:11.57 [3] (0:11.57)
Average Speed [km/h]	47.7	65.4	62.9	62.1	63.9	65.4	62.3
Top Speed [km/h]	64.5	65.9	64.4	62.8	64.8	66.3	65.5
Avg. Dist. to Rail [m]	3.9	0.5	0.7	0.7	0.1	2.6	3.3
Avg. Stride Freq. [Hz]	2.2	2.4	2.4	2.4	2.4	2.5	2.4
Avg. Stride Length [m]	6.0	7.5	7.4	7.3	7.4	7.3	7.3



- [] Ranking at each section and finish
- .-.- No data available at this section
- NA No data available



Horse/Jockey Name	Renouf
Final Rank	5
Fastest Section Time (Section)	0:10.77 (400m)
Top Speed [km/h] (Section)	68.0 (400m)
Race State	Finished

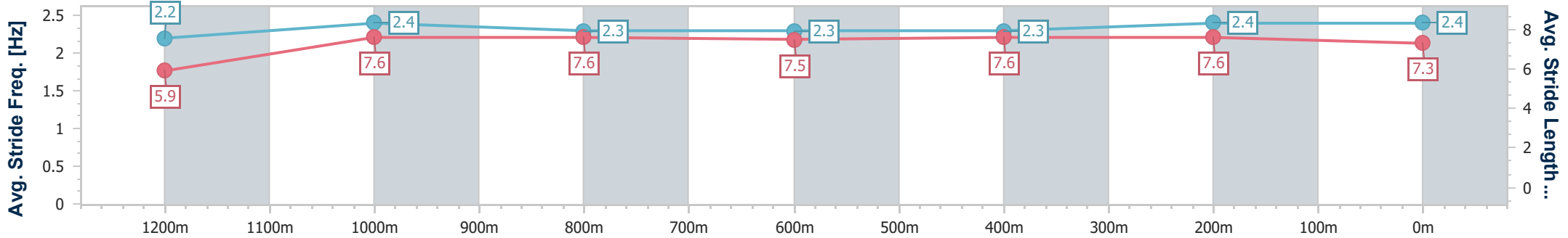
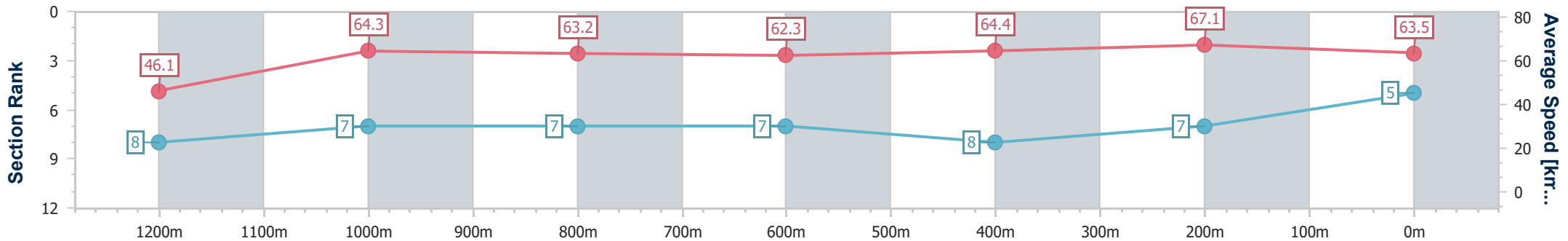


Doomben QLD Professional
Race 5: MARGARET GREENUP Fillies and Mares BENCHMARK
80 Handicap - 1350m
 11 February 2023 - 15:13
 Track Rating: Good 4, Weather: Fine, Rail Position: True Entire



BRISBANE
RACING CLUB

Section	Overall	1200m	1000m	800m	600m	400m	200m
Section Times	1:19.20 [5] (0:11.71)	1:07.49 [8] (0:11.21)	0:56.28 [7] (0:11.40)	0:44.88 [7] (0:11.55)	0:33.33 [7] (0:11.21)	0:22.12 [8] (0:10.77)	0:11.35 [7] (0:11.35)
Average Speed [km/h]	46.1	64.3	63.2	62.3	64.4	67.1	63.5
Top Speed [km/h]	64.1	65.4	65.1	63.0	66.6	68.0	65.5
Avg. Dist. to Rail [m]	4.6	1.0	0.8	0.3	0.4	3.2	6.9
Avg. Stride Freq. [Hz]	2.2	2.4	2.3	2.3	2.3	2.4	2.4
Avg. Stride Length [m]	5.9	7.6	7.6	7.5	7.6	7.6	7.3



- [] Ranking at each section and finish
- .-.- No data available at this section
- NA No data available



Horse/Jockey Name	Deep Romance
Final Rank	6
Fastest Section Time (Section)	0:10.81 (400m)
Top Speed [km/h] (Section)	68.2 (400m)
Race State	Finished

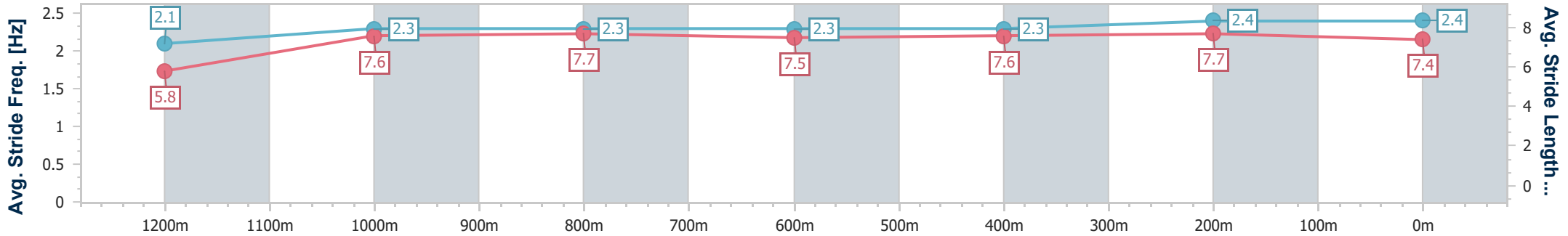
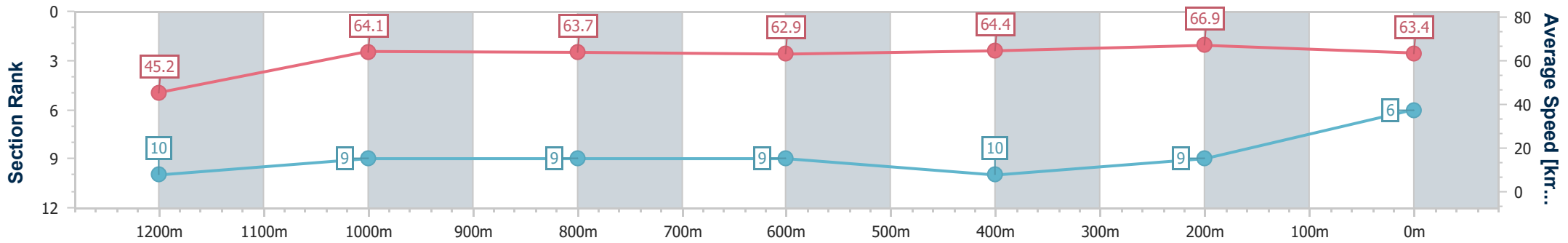


Doomben QLD Professional
Race 5: MARGARET GREENUP Fillies and Mares BENCHMARK
80 Handicap - 1350m
 11 February 2023 - 15:13
 Track Rating: Good 4, Weather: Fine, Rail Position: True Entire



BRISBANE
RACING CLUB

Section	Overall	1200m	1000m	800m	600m	400m	200m
Section Times	1:19.43 [6] (0:11.94)	1:07.49 [10] (0:11.24)	0:56.25 [9] (0:11.34)	0:44.91 [9] (0:11.52)	0:33.39 [9] (0:11.21)	0:22.18 [10] (0:10.81)	0:11.37 [9] (0:11.37)
Average Speed [km/h]	45.2	64.1	63.7	62.9	64.4	66.9	63.4
Top Speed [km/h]	62.9	64.6	64.8	63.3	66.5	68.2	66.6
Avg. Dist. to Rail [m]	9.3	2.4	1.8	1.1	0.7	3.8	7.7
Avg. Stride Freq. [Hz]	2.1	2.3	2.3	2.3	2.3	2.4	2.4
Avg. Stride Length [m]	5.8	7.6	7.7	7.5	7.6	7.7	7.4



- [] Ranking at each section and finish
- .-.- No data available at this section
- NA No data available



Horse/Jockey Name	Capri Of Tuffy
Final Rank	7
Fastest Section Time (Section)	0:10.78 (1200m)
Top Speed [km/h] (Section)	67.9 (1200m)
Race State	Finished

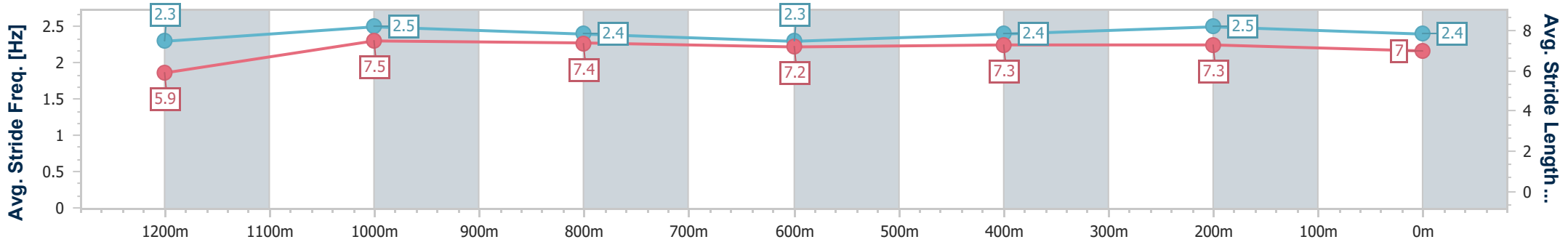
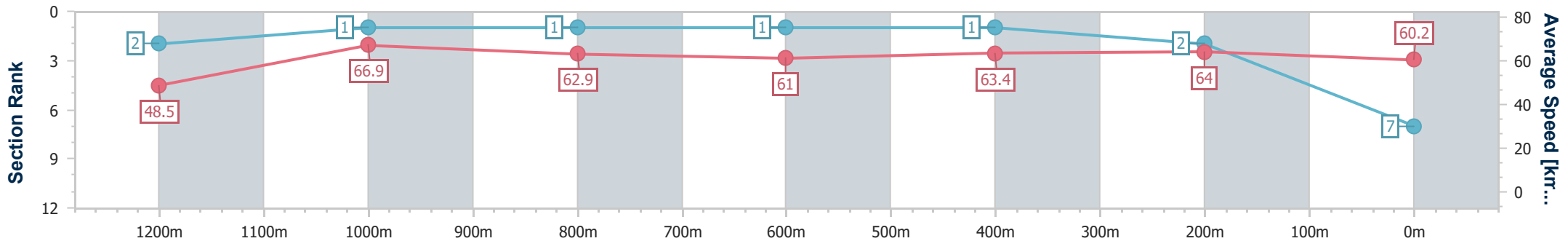


Doomben QLD Professional
Race 5: MARGARET GREENUP Fillies and Mares BENCHMARK
80 Handicap - 1350m
 11 February 2023 - 15:13
 Track Rating: Good 4, Weather: Fine, Rail Position: True Entire



BRISBANE
RACING CLUB

Section	Overall	1200m	1000m	800m	600m	400m	200m
Section Times	1:19.58 [7] (0:11.13)	1:08.45 [2] (0:10.78)	0:57.67 [1] (0:11.44)	0:46.23 [1] (0:11.77)	0:34.46 [1] (0:11.28)	0:23.18 [1] (0:11.21)	0:11.97 [2] (0:11.97)
Average Speed [km/h]	48.5	66.9	62.9	61.0	63.4	64.0	60.2
Top Speed [km/h]	67.4	67.9	65.1	62.1	64.2	64.6	63.5
Avg. Dist. to Rail [m]	2.6	0.6	0.5	0.6	0.9	0.8	0.6
Avg. Stride Freq. [Hz]	2.3	2.5	2.4	2.3	2.4	2.5	2.4
Avg. Stride Length [m]	5.9	7.5	7.4	7.2	7.3	7.3	7.0



- [] Ranking at each section and finish
- .-.- No data available at this section
- NA No data available



Horse/Jockey Name	Enterprise Mia
Final Rank	8
Fastest Section Time (Section)	0:10.93 (400m)
Top Speed [km/h] (Section)	67.7 (400m)
Race State	Finished

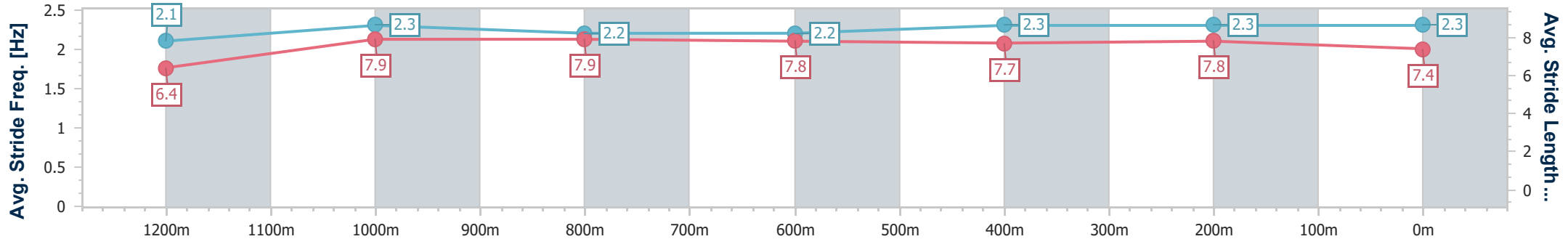
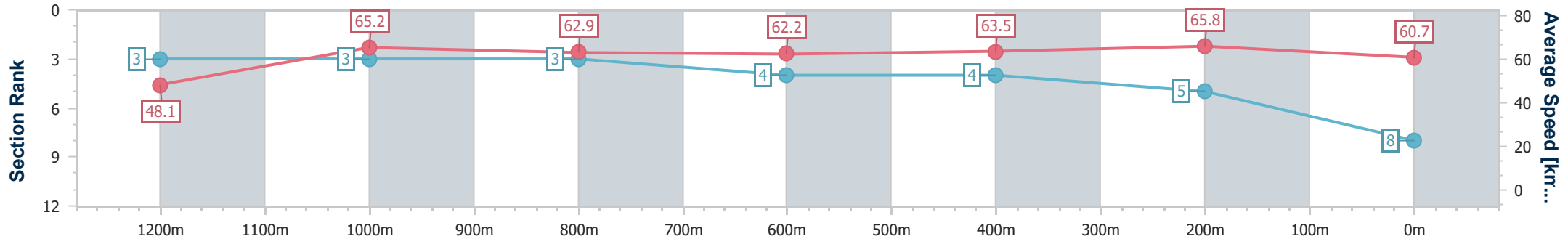


Doomben QLD Professional
Race 5: MARGARET GREENUP Fillies and Mares BENCHMARK
80 Handicap - 1350m
 11 February 2023 - 15:13
 Track Rating: Good 4, Weather: Fine, Rail Position: True Entire



BRISBANE
RACING CLUB

Section	Overall	1200m	1000m	800m	600m	400m	200m
Section Times	1:19.61 [8] (0:11.23)	1:08.38 [3] (0:11.05)	0:57.33 [3] (0:11.51)	0:45.82 [3] (0:11.66)	0:34.16 [4] (0:11.37)	0:22.79 [4] (0:10.93)	0:11.86 [5] (0:11.86)
Average Speed [km/h]	48.1	65.2	62.9	62.2	63.5	65.8	60.7
Top Speed [km/h]	65.0	66.1	64.8	62.8	65.1	67.7	63.8
Avg. Dist. to Rail [m]	9.8	2.3	1.9	1.4	0.9	1.6	3.7
Avg. Stride Freq. [Hz]	2.1	2.3	2.2	2.2	2.3	2.3	2.3
Avg. Stride Length [m]	6.4	7.9	7.9	7.8	7.7	7.8	7.4



- [] Ranking at each section and finish
- .-.- No data available at this section
- NA No data available



Horse/Jockey Name	Glitter Strip
Final Rank	9
Fastest Section Time (Section)	0:10.76 (400m)
Top Speed [km/h] (Section)	68.9 (400m)
Race State	Finished

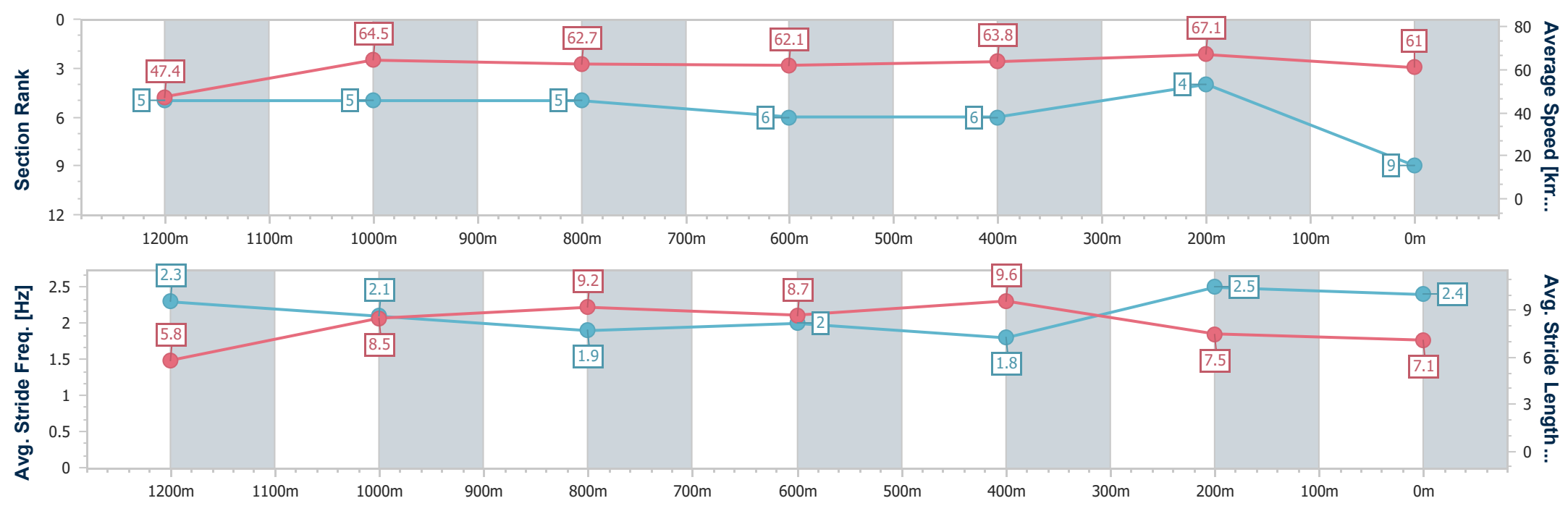


Doomben QLD Professional
Race 5: MARGARET GREENUP Fillies and Mares BENCHMARK
80 Handicap - 1350m
 11 February 2023 - 15:13
 Track Rating: Good 4, Weather: Fine, Rail Position: True Entire



BRISBANE
RACING CLUB

Section	Overall	1200m	1000m	800m	600m	400m	200m
Section Times	1:19.62 [9] (0:11.40)	1:08.22 [5] (0:11.18)	0:57.04 [5] (0:11.52)	0:45.52 [5] (0:11.66)	0:33.86 [6] (0:11.30)	0:22.56 [6] (0:10.76)	0:11.80 [4] (0:11.80)
Average Speed [km/h]	47.4	64.5	62.7	62.1	63.8	67.1	61.0
Top Speed [km/h]	64.5	64.8	64.8	63.4	65.9	68.9	65.7
Avg. Dist. to Rail [m]	7.8	1.9	1.6	1.2	0.4	2.6	5.2
Avg. Stride Freq. [Hz]	2.3	2.1	1.9	2.0	1.8	2.5	2.4
Avg. Stride Length [m]	5.8	8.5	9.2	8.7	9.6	7.5	7.1



- [] Ranking at each section and finish
- .-.- No data available at this section
- NA No data available



Horse/Jockey Name	Sienna's Award
Final Rank	10
Fastest Section Time (Section)	0:11.06 (400m)
Top Speed [km/h] (Section)	66.2 (400m)
Race State	Finished

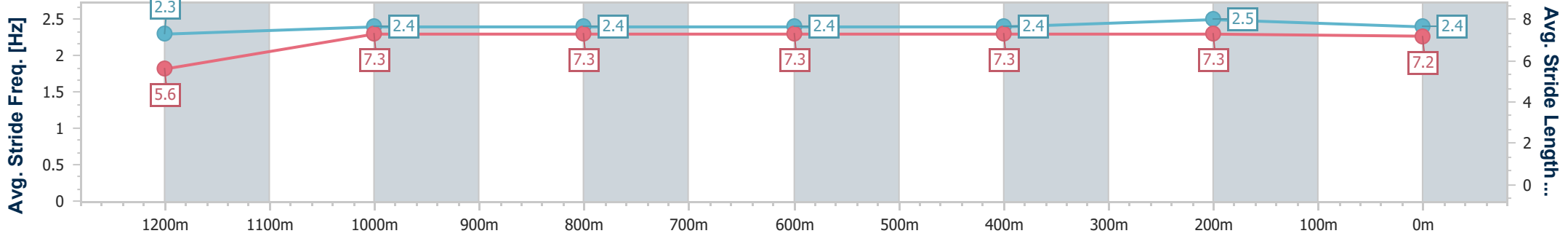
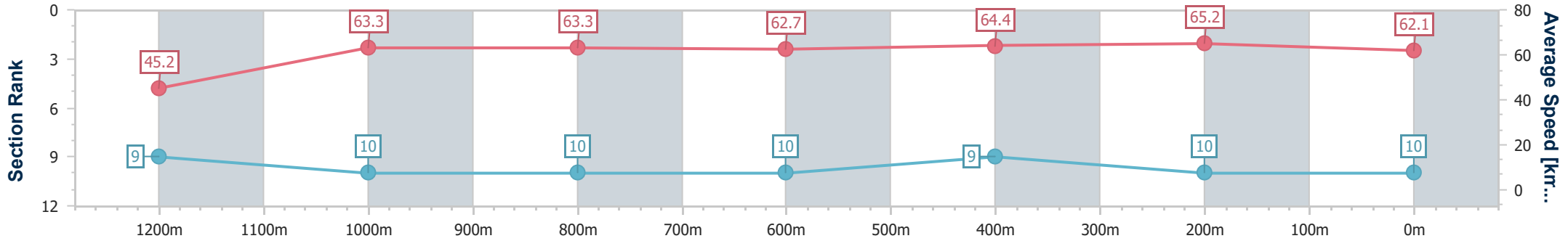


Doomben QLD Professional
Race 5: MARGARET GREENUP Fillies and Mares BENCHMARK
80 Handicap - 1350m
 11 February 2023 - 15:13
 Track Rating: Good 4, Weather: Fine, Rail Position: True Entire



BRISBANE
RACING CLUB

Section	Overall	1200m	1000m	800m	600m	400m	200m
Section Times	1:19.92 [10] (0:11.94)	1:07.98 [9] (0:11.39)	0:56.59 [10] (0:11.38)	0:45.21 [10] (0:11.44)	0:33.77 [10] (0:11.13)	0:22.64 [9] (0:11.06)	0:11.58 [10] (0:11.58)
Average Speed [km/h]	45.2	63.3	63.3	62.7	64.4	65.2	62.1
Top Speed [km/h]	61.3	63.8	64.4	63.2	65.3	66.2	65.2
Avg. Dist. to Rail [m]	10.5	3.0	1.2	0.5	0.6	0.9	1.1
Avg. Stride Freq. [Hz]	2.3	2.4	2.4	2.4	2.4	2.5	2.4
Avg. Stride Length [m]	5.6	7.3	7.3	7.3	7.3	7.3	7.2



- [] Ranking at each section and finish
- .-.- No data available at this section
- NA No data available