



Doomben QLD Professional

Race 3: QTIS JEWEL RACEDAY 18 MARCH Class 3 Handicap - 1600m

11 February 2023 - 13:53



BRISBANE
RACING CLUB

Track Rating: Good 4, Weather: Fine, Rail Position: True Entire

Section	Field Times	Overall	1400m	1200m	1000m	800m	600m	400m	Last 600m				
		1:35.28 (0:14.05)	1:21.23 (0:11.00)	1:10.23 (0:11.10)	0:59.13 (0:11.68)	0:47.45 (0:12.11)	0:35.34 (0:12.15)	0:23.19 (0:11.50)	0:35.34				
Rank	TAB Horse/Jockey	Barrier	Top Speed [km/h]	Fastest Section					Distance Travelled [m]				
1	2 CLYDE Marnu Potgieter	10	66.1 400m	0:11.08 1400m	1:35.28 [1] (0:14.63)	1:20.65 [8] (0:11.08)	1:09.57 [7] (0:11.19)	0:58.38 [6] (0:11.67)	0:46.71 [5] (0:12.05)	0:34.66 [5] (0:11.99)	0:22.67 [6] (0:11.12)	0:34.66	
2	1 TIDAL CREEK Angela Jones	8	65.8 1400m	0:11.13 1400m	1:35.32 [2] (0:14.24)	1:21.08 [5] (0:11.13)	1:09.95 [4] (0:11.37)	0:58.58 [5] (0:11.83)	0:46.75 [6] (0:12.05)	0:34.70 [6] (0:11.68)	0:23.02 [3] (0:11.34)	0:34.70	+5
3	8 ALERT AND READY Larry Cassidy	12	65.0 1200m	0:11.21 1400m	1:35.57 [3] (0:14.58)	1:20.99 [7] (0:11.21)	1:09.78 [8] (0:11.30)	0:58.48 [8] (0:11.69)	0:46.79 [8] (0:12.09)	0:34.70 [8] (0:11.66)	0:23.04 [8] (0:11.35)	0:34.70	+3
4	5 DE MANARA Taylor Marshall	7	66.2 Overall	0:11.07 1400m	1:35.68 [4] (0:14.06)	1:21.62 [1] (0:11.07)	1:10.55 [3] (0:11.34)	0:59.21 [3] (0:11.79)	0:47.42 [3] (0:12.08)	0:35.34 [4] (0:11.86)	0:23.48 [2] (0:11.39)	0:35.34	+5
5	14 SEDUCTION QUEEN Ben Thompson	3	65.2 1200m	0:11.13 1400m	1:35.85 [5] (0:14.21)	1:21.64 [4] (0:11.13)	1:10.51 [5] (0:11.22)	0:59.29 [4] (0:11.73)	0:47.56 [4] (0:11.94)	0:35.62 [3] (0:12.07)	0:23.55 [4] (0:11.52)	0:35.62	-2
6	6 MIDNIGHT RAMBLER Samantha Collett	9	65.6 1200m	0:11.24 1400m	1:36.11 [6] (0:14.27)	1:21.84 [6] (0:11.24)	1:10.60 [6] (0:11.35)	0:59.25 [7] (0:11.83)	0:47.42 [7] (0:12.02)	0:35.40 [7] (0:11.79)	0:23.61 [7] (0:11.42)	0:35.40	+7
7	15 GUNMETAL GIRL Melea Castle	15	64.9 1200m	0:11.31 1200m	1:36.12 [7] (0:14.76)	1:21.36 [9] (0:11.39)	1:09.97 [9] (0:11.31)	0:58.66 [9] (0:11.76)	0:46.90 [9] (0:11.94)	0:34.96 [9] (0:11.61)	0:23.35 [9] (0:11.45)	0:34.96	+0
8	10 CHEERS TO ALL Tegan Harrison	2	64.5 1200m	0:11.29 1400m	1:36.92 [8] (0:14.86)	1:22.06 [10] (0:11.29)	1:10.77 [10] (0:11.32)	0:59.45 [10] (0:11.74)	0:47.71 [10] (0:11.89)	0:35.82 [10] (0:11.62)	0:24.20 [10] (0:11.51)	0:35.82	-6
9	11 EYES TO EYE Kyle Wilson-Taylor	5	66.7 1200m	0:11.00 1400m	1:37.20 [9] (0:14.05)	1:23.15 [2] (0:11.00)	1:12.15 [1] (0:11.10)	1:01.05 [1] (0:11.68)	0:49.37 [1] (0:12.11)	0:37.26 [1] (0:12.15)	0:25.11 [1] (0:11.67)	0:37.26	-4
10	7 SARODEC Tiffani Brooker	11	66.9 1400m	0:10.93 1400m	1:38.52 [10] (0:14.14)	1:24.38 [3] (0:10.93)	1:13.45 [2] (0:11.16)	1:02.29 [2] (0:11.74)	0:50.55 [2] (0:12.12)	0:38.43 [2] (0:12.28)	0:26.15 [5] (0:12.37)	0:38.43	+6

Scratched: Bulloo (#4), Merimee (#3), Heleva Deel (#12), Bull Dimple Rum (#9), Kennysing (#13)

Report Created: Sat 11 February 2023 15:25 GMT+ (Note: Timing is based on position data)

Page 1/12

[] Ranking at each section and finish
 -:-:- No data available at this section
 NA No data available

SCN Saddle cloth number
 DNF Did not finish
 DNT Did not track

data processed by TRIPLES DATA



Doomben QLD Professional

Race 3: QTIS JEWEL RACEDAY 18 MARCH Class 3 Handicap - 1600m

11 February 2023 - 13:53



BRISBANE
RACING CLUB

Track Rating: Good 4, Weather: Fine, Rail Position: True Entire

Section				200m				Last 600m	
Field Times				0:11.69 (0:11.69)				0:35.34	
Rank	TAB	Horse/Jockey	Barrier	Top Speed [km/h]	Fastest Section	Margin			Distance Travelled [m]
1	2	CLYDE Marnu Potgieter	10	66.1 400m	0:11.08 1400m	0:11.55 [3] (0:11.55)	1:35.28		0:34.66
2	1	TIDAL CREEK Angela Jones	8	65.8 1400m	0:11.13 1400m	0:11.68 [1] (0:11.68)	0.23L		0:34.70 +5
3	8	ALERT AND READY Larry Cassidy	12	65.0 1200m	0:11.21 1400m	0:11.69 [6] (0:11.69)	1.73L		0:34.70 +3
4	5	DE MANARA Taylor Marshall	7	66.2 Overall	0:11.07 1400m	0:12.09 [2] (0:12.09)	2.36L		0:35.34 +5
5	14	SEDUCTION QUEEN Ben Thompson	3	65.2 1200m	0:11.13 1400m	0:12.03 [5] (0:12.03)	3.35L		0:35.62 -2
6	6	MIDNIGHT RAMBLER Samantha Collett	9	65.6 1200m	0:11.24 1400m	0:12.19 [7] (0:12.19)	4.91L		0:35.40 +7
7	15	GUNMETAL GIRL Melea Castle	15	64.9 1200m	0:11.31 1200m	0:11.90 [8] (0:11.90)	4.95L		0:34.96 +0
8	10	CHEERS TO ALL Tegan Harrison	2	64.5 1200m	0:11.29 1400m	0:12.69 [9] (0:12.69)	9.65L		0:35.82 -6
9	11	EYES TO EYE Kyle Wilson-Taylor	5	66.7 1200m	0:11.00 1400m	0:13.44 [4] (0:13.44)	11.33L		0:37.26 -4
10	7	SARODEC Tiffani Brooker	11	66.9 1400m	0:10.93 1400m	0:13.78 [10] (0:13.78)	19.11L		0:38.43 +6

Scratched: Bulloo (#4), Merimee (#3), Heleva Deel (#12), Bull Dimple Rum (#9), Kennysing (#13)

Report Created: Sat 11 February 2023 15:25 GMT+ (Note: Timing is based on position data)

Page 2/12

[] Ranking at each section and finish
 -:-:- No data available at this section
 NA No data available

SCN Saddle cloth number
 DNF Did not finish
 DNT Did not track

data processed by  **TRIPLES DATA**



Horse/Jockey Name	Clyde
Final Rank	1
Fastest Section Time (Section)	0:11.08 (1400m)
Top Speed [km/h] (Section)	66.1 (400m)
Race State	Finished



Doomben QLD Professional
Race 3: QTIS JEWEL RACEDAY 18 MARCH Class 3 Handicap - 1600m

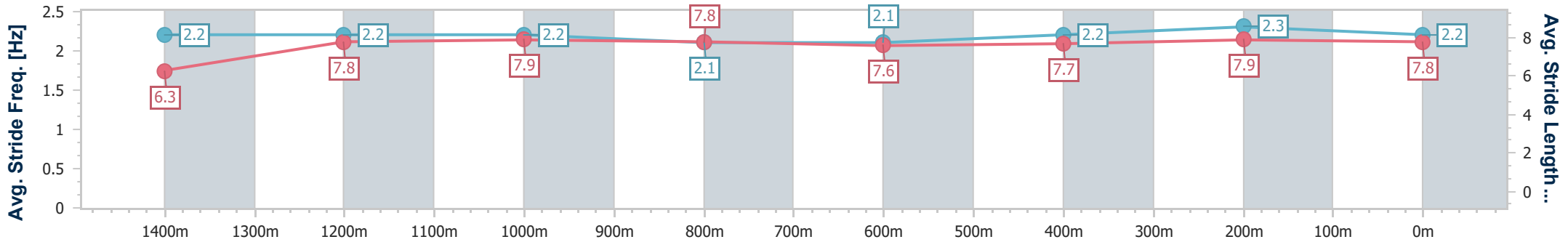
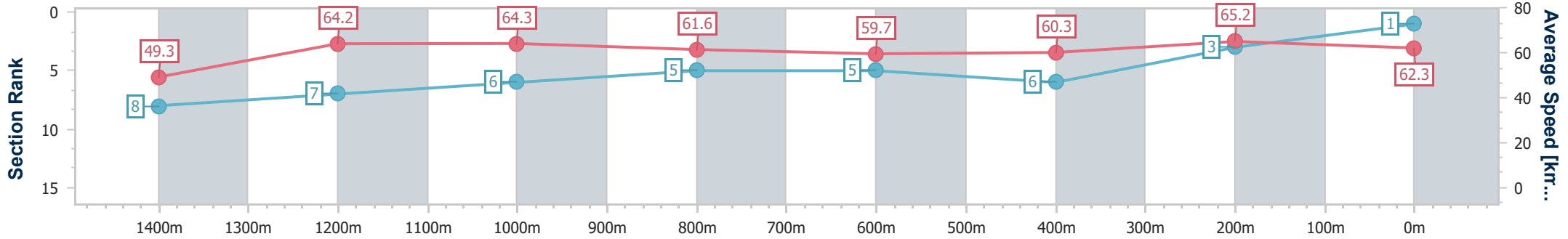


11 February 2023 - 13:53

BRISBANE RACING CLUB

Track Rating: Good 4, Weather: Fine, Rail Position: True Entire

Section	Overall	1400m	1200m	1000m	800m	600m	400m	200m
Section Times	1:35.28 [1] (0:14.63)	1:20.65 [8] (0:11.08)	1:09.57 [7] (0:11.19)	0:58.38 [6] (0:11.67)	0:46.71 [5] (0:12.05)	0:34.66 [5] (0:11.99)	0:22.67 [6] (0:11.12)	0:11.55 [3] (0:11.55)
Average Speed [km/h]	49.3	64.2	64.3	61.6	59.7	60.3	65.2	62.3
Top Speed [km/h]	65.0	65.0	65.2	63.0	60.8	62.3	66.1	65.3
Avg. Dist. to Rail [m]	4.9	1.7	1.4	0.9	0.4	0.8	3.4	4.3
Avg. Stride Freq. [Hz]	2.2	2.2	2.2	2.1	2.1	2.2	2.3	2.2
Avg. Stride Length [m]	6.3	7.8	7.9	7.8	7.6	7.7	7.9	7.8



- [] Ranking at each section and finish
- .-.- No data available at this section
- NA No data available



Horse/Jockey Name	Tidal Creek
Final Rank	2
Fastest Section Time (Section)	0:11.13 (1400m)
Top Speed [km/h] (Section)	65.8 (1400m)
Race State	Finished



Doomben QLD Professional
Race 3: QTIS JEWEL RACEDAY 18 MARCH Class 3 Handicap - 1600m

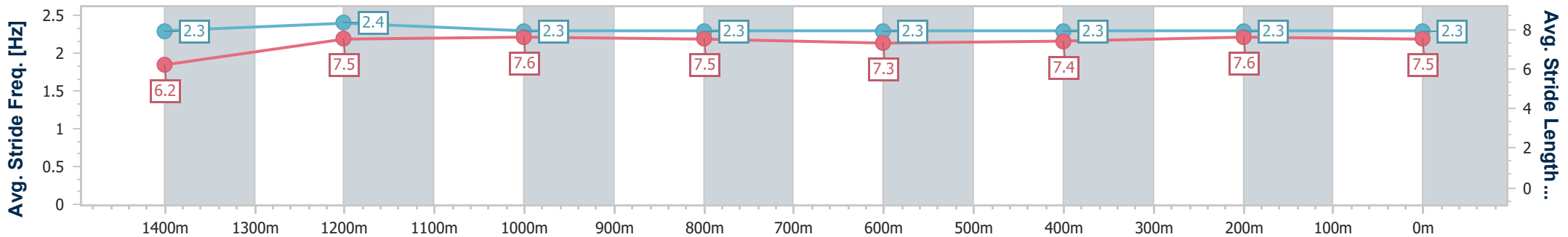
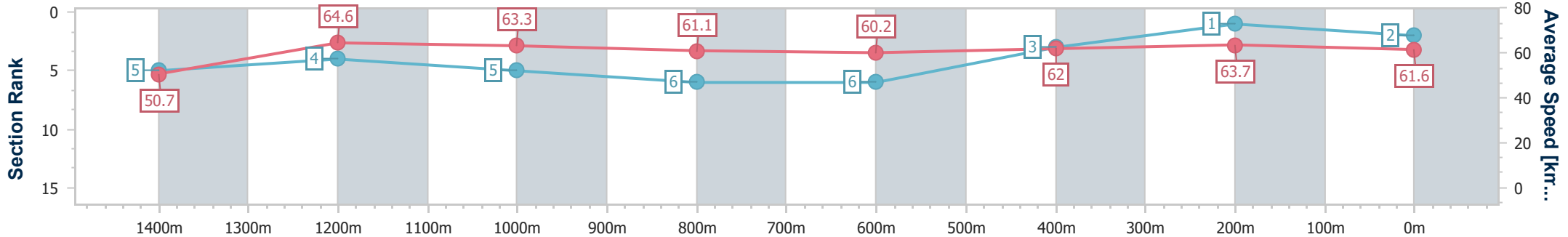


11 February 2023 - 13:53

BRISBANE RACING CLUB

Track Rating: Good 4, Weather: Fine, Rail Position: True Entire

Section	Overall	1400m	1200m	1000m	800m	600m	400m	200m
Section Times	1:35.32 [2] (0:14.24)	1:21.08 [5] (0:11.13)	1:09.95 [4] (0:11.37)	0:58.58 [5] (0:11.83)	0:46.75 [6] (0:12.05)	0:34.70 [6] (0:11.68)	0:23.02 [3] (0:11.34)	0:11.68 [1] (0:11.68)
Average Speed [km/h]	50.7	64.6	63.3	61.1	60.2	62.0	63.7	61.6
Top Speed [km/h]	65.0	65.8	64.9	61.9	61.1	62.5	64.8	64.4
Avg. Dist. to Rail [m]	3.1	0.2	1.5	1.5	1.3	1.3	1.6	2.1
Avg. Stride Freq. [Hz]	2.3	2.4	2.3	2.3	2.3	2.3	2.3	2.3
Avg. Stride Length [m]	6.2	7.5	7.6	7.5	7.3	7.4	7.6	7.5



- [] Ranking at each section and finish
- .-.- No data available at this section
- NA No data available



Horse/Jockey Name	Alert And Ready
Final Rank	3
Fastest Section Time (Section)	0:11.21 (1400m)
Top Speed [km/h] (Section)	65.0 (1200m)
Race State	Finished



Doomben QLD Professional
Race 3: QTIS JEWEL RACEDAY 18 MARCH Class 3 Handicap - 1600m

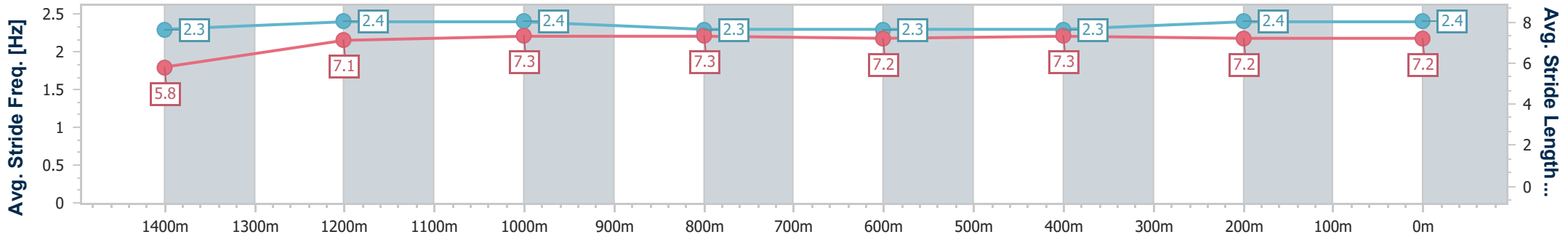
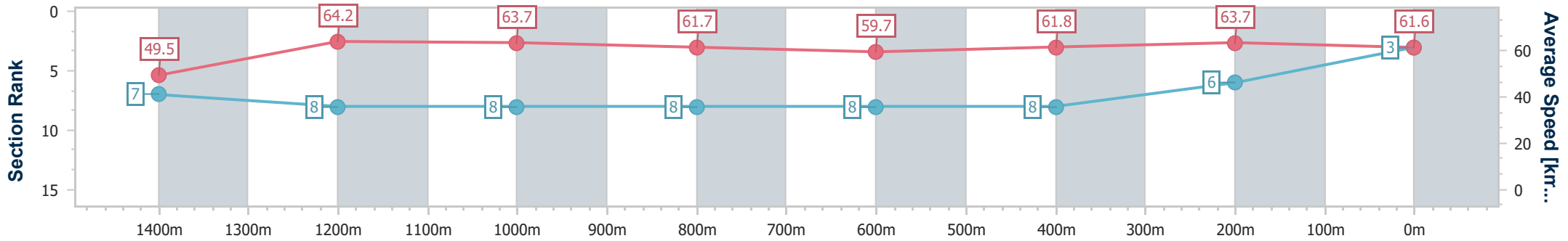


11 February 2023 - 13:53

BRISBANE RACING CLUB

Track Rating: Good 4, Weather: Fine, Rail Position: True Entire

Section	Overall	1400m	1200m	1000m	800m	600m	400m	200m
Section Times	1:35.57 [3] (0:14.58)	1:20.99 [7] (0:11.21)	1:09.78 [8] (0:11.30)	0:58.48 [8] (0:11.69)	0:46.79 [8] (0:12.09)	0:34.70 [8] (0:11.66)	0:23.04 [8] (0:11.35)	0:11.69 [6] (0:11.69)
Average Speed [km/h]	49.5	64.2	63.7	61.7	59.7	61.8	63.7	61.6
Top Speed [km/h]	64.6	64.7	65.0	63.0	61.9	63.9	64.2	63.8
Avg. Dist. to Rail [m]	5.1	0.2	1.6	0.2	0.8	0.5	2.2	4.2
Avg. Stride Freq. [Hz]	2.3	2.4	2.4	2.3	2.3	2.3	2.4	2.4
Avg. Stride Length [m]	5.8	7.1	7.3	7.3	7.2	7.3	7.2	7.2



- [] Ranking at each section and finish
- .-.- No data available at this section
- NA No data available



Horse/Jockey Name	De Manara
Final Rank	4
Fastest Section Time (Section)	0:11.07 (1400m)
Top Speed [km/h] (Section)	66.2 (Overall)
Race State	Finished



Doomben QLD Professional
Race 3: QTIS JEWEL RACEDAY 18 MARCH Class 3 Handicap - 1600m

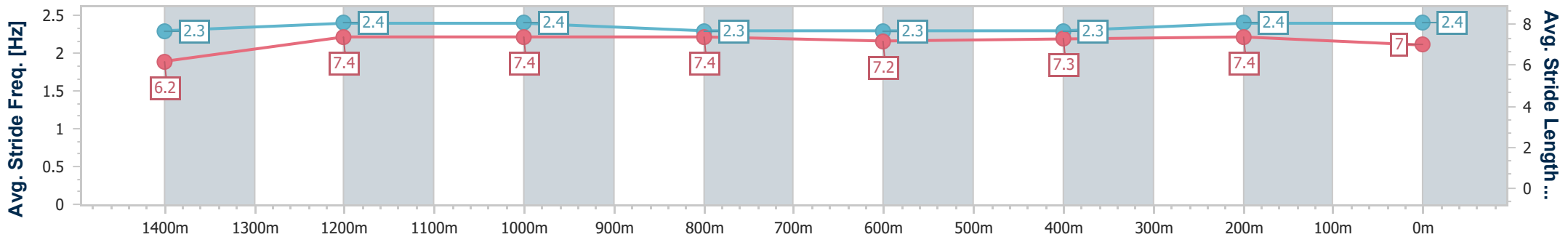
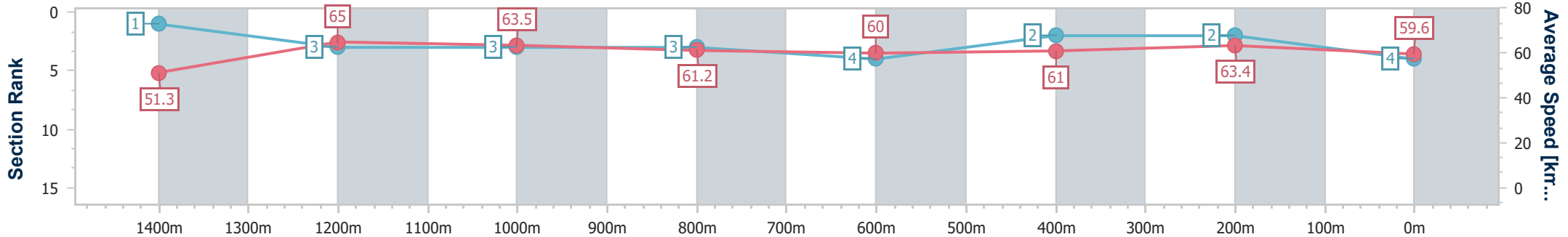


11 February 2023 - 13:53

BRISBANE RACING CLUB

Track Rating: Good 4, Weather: Fine, Rail Position: True Entire

Section	Overall	1400m	1200m	1000m	800m	600m	400m	200m
Section Times	1:35.68 [4] (0:14.06)	1:21.62 [1] (0:11.07)	1:10.55 [3] (0:11.34)	0:59.21 [3] (0:11.79)	0:47.42 [3] (0:12.08)	0:35.34 [4] (0:11.86)	0:23.48 [2] (0:11.39)	0:12.09 [2] (0:12.09)
Average Speed [km/h]	51.3	65.0	63.5	61.2	60.0	61.0	63.4	59.6
Top Speed [km/h]	66.2	65.4	64.8	62.9	60.7	62.7	64.8	63.6
Avg. Dist. to Rail [m]	3.0	0.2	1.3	1.5	1.4	0.9	1.4	0.9
Avg. Stride Freq. [Hz]	2.3	2.4	2.4	2.3	2.3	2.3	2.4	2.4
Avg. Stride Length [m]	6.2	7.4	7.4	7.4	7.2	7.3	7.4	7.0



- [] Ranking at each section and finish
- .-.- No data available at this section
- NA No data available



Horse/Jockey Name	Seduction Queen
Final Rank	5
Fastest Section Time (Section)	0:11.13 (1400m)
Top Speed [km/h] (Section)	65.2 (1200m)
Race State	Finished



Doomben QLD Professional
Race 3: QTIS JEWEL RACEDAY 18 MARCH Class 3 Handicap - 1600m

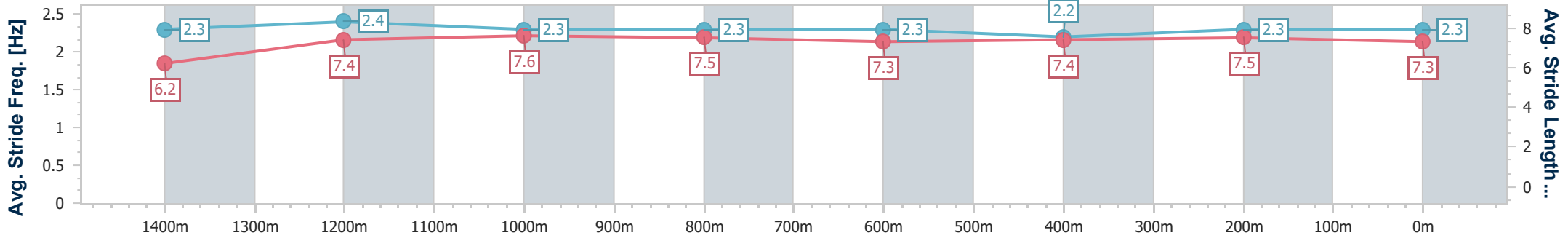
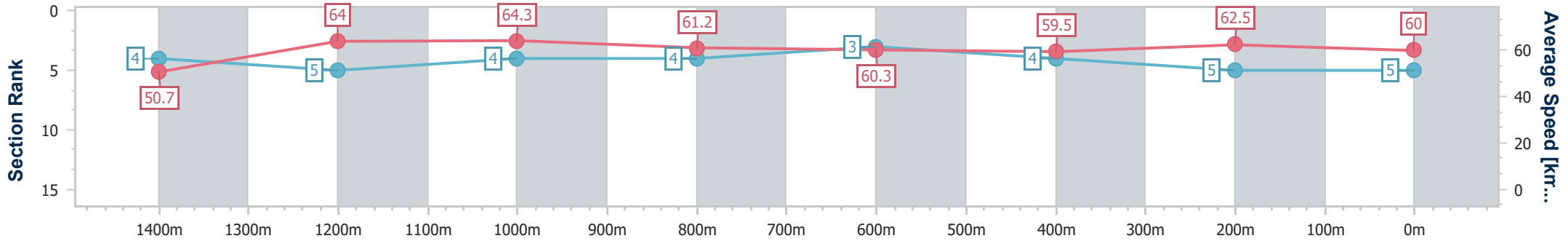


11 February 2023 - 13:53

BRISBANE RACING CLUB

Track Rating: Good 4, Weather: Fine, Rail Position: True Entire

Section	Overall	1400m	1200m	1000m	800m	600m	400m	200m
Section Times	1:35.85 [5] (0:14.21)	1:21.64 [4] (0:11.13)	1:10.51 [5] (0:11.22)	0:59.29 [4] (0:11.73)	0:47.56 [4] (0:11.94)	0:35.62 [3] (0:12.07)	0:23.55 [4] (0:11.52)	0:12.03 [5] (0:12.03)
Average Speed [km/h]	50.7	64.0	64.3	61.2	60.3	59.5	62.5	60.0
Top Speed [km/h]	63.7	65.2	65.2	62.7	61.7	60.4	64.0	63.0
Avg. Dist. to Rail [m]	1.1	1.5	0.3	0.1	0.1	0.5	0.5	1.5
Avg. Stride Freq. [Hz]	2.3	2.4	2.3	2.3	2.3	2.2	2.3	2.3
Avg. Stride Length [m]	6.2	7.4	7.6	7.5	7.3	7.4	7.5	7.3



- [] Ranking at each section and finish
- .-.- No data available at this section
- NA No data available



Horse/Jockey Name	Midnight Rambler
Final Rank	6
Fastest Section Time (Section)	0:11.24 (1400m)
Top Speed [km/h] (Section)	65.6 (1200m)
Race State	Finished



Doomben QLD Professional
Race 3: QTIS JEWEL RACEDAY 18 MARCH Class 3 Handicap - 1600m

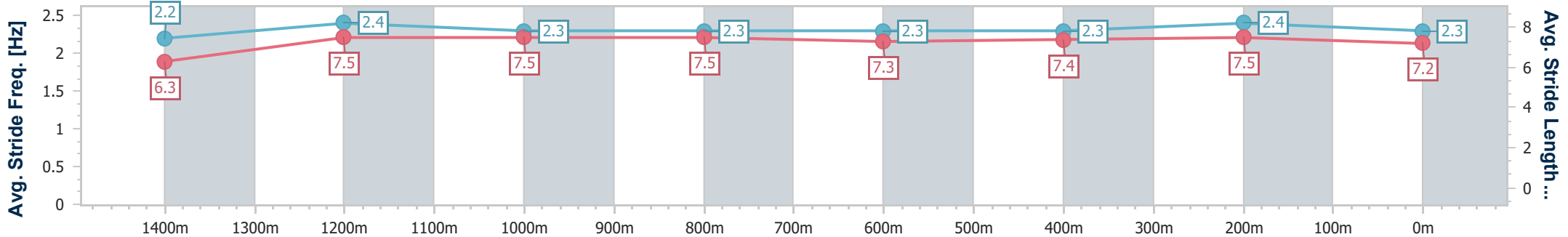
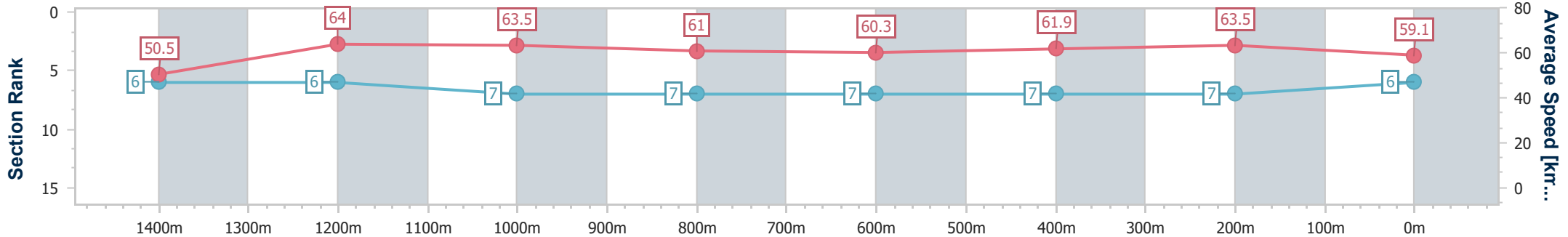


11 February 2023 - 13:53

BRISBANE RACING CLUB

Track Rating: Good 4, Weather: Fine, Rail Position: True Entire

Section	Overall	1400m	1200m	1000m	800m	600m	400m	200m
Section Times	1:36.11 [6] (0:14.27)	1:21.84 [6] (0:11.24)	1:10.60 [6] (0:11.35)	0:59.25 [7] (0:11.83)	0:47.42 [7] (0:12.02)	0:35.40 [7] (0:11.79)	0:23.61 [7] (0:11.42)	0:12.19 [7] (0:12.19)
Average Speed [km/h]	50.5	64.0	63.5	61.0	60.3	61.9	63.5	59.1
Top Speed [km/h]	64.7	64.5	65.6	62.3	61.7	63.1	64.3	62.4
Avg. Dist. to Rail [m]	3.9	0.2	0.5	0.9	1.5	2.2	4.8	5.2
Avg. Stride Freq. [Hz]	2.2	2.4	2.3	2.3	2.3	2.3	2.4	2.3
Avg. Stride Length [m]	6.3	7.5	7.5	7.5	7.3	7.4	7.5	7.2



- [] Ranking at each section and finish
- .-.- No data available at this section
- NA No data available



Horse/Jockey Name	Gunmetal Girl
Final Rank	7
Fastest Section Time (Section)	0:11.31 (1200m)
Top Speed [km/h] (Section)	64.9 (1200m)
Race State	Finished

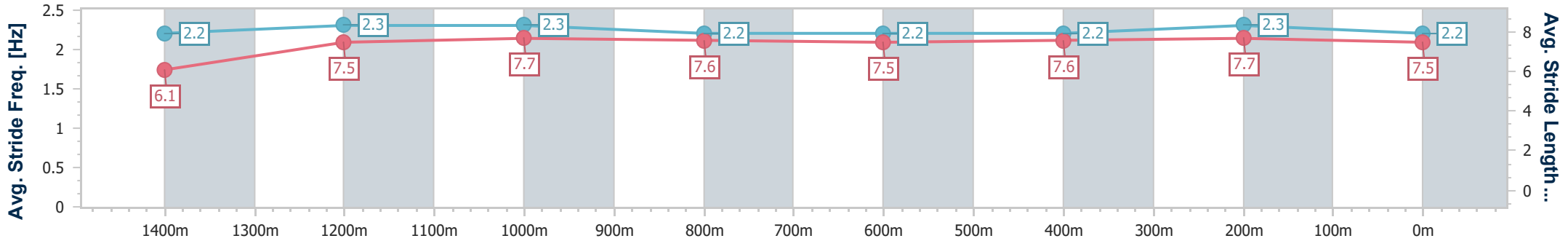
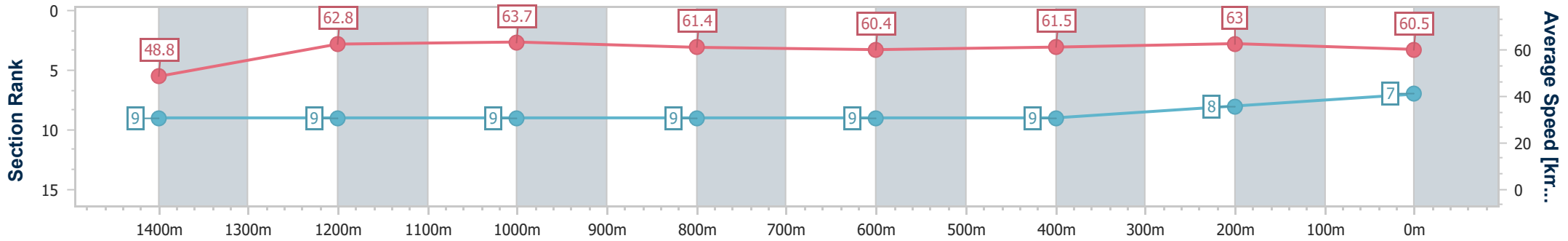


Doomben QLD Professional
Race 3: QTIS JEWEL RACEDAY 18 MARCH Class 3 Handicap - 1600m
 11 February 2023 - 13:53
 Track Rating: Good 4, Weather: Fine, Rail Position: True Entire



BRISBANE
RACING CLUB

Section	Overall	1400m	1200m	1000m	800m	600m	400m	200m
Section Times	1:36.12 [7] (0:14.76)	1:21.36 [9] (0:11.39)	1:09.97 [9] (0:11.31)	0:58.66 [9] (0:11.76)	0:46.90 [9] (0:11.94)	0:34.96 [9] (0:11.61)	0:23.35 [9] (0:11.45)	0:11.90 [8] (0:11.90)
Average Speed [km/h]	48.8	62.8	63.7	61.4	60.4	61.5	63.0	60.5
Top Speed [km/h]	63.9	63.6	64.9	64.9	61.6	63.2	63.7	63.6
Avg. Dist. to Rail [m]	5.7	0.9	0.8	1.5	0.4	1.2	2.2	3.1
Avg. Stride Freq. [Hz]	2.2	2.3	2.3	2.2	2.2	2.2	2.3	2.2
Avg. Stride Length [m]	6.1	7.5	7.7	7.6	7.5	7.6	7.7	7.5



- [] Ranking at each section and finish
- .-.- No data available at this section
- NA No data available



Horse/Jockey Name	Cheers to All
Final Rank	8
Fastest Section Time (Section)	0:11.29 (1400m)
Top Speed [km/h] (Section)	64.5 (1200m)
Race State	Finished



Doomben QLD Professional
Race 3: QTIS JEWEL RACEDAY 18 MARCH Class 3 Handicap - 1600m

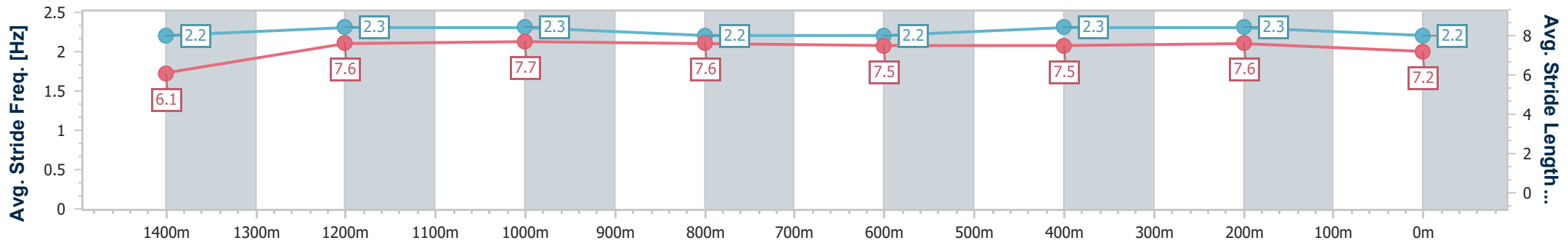
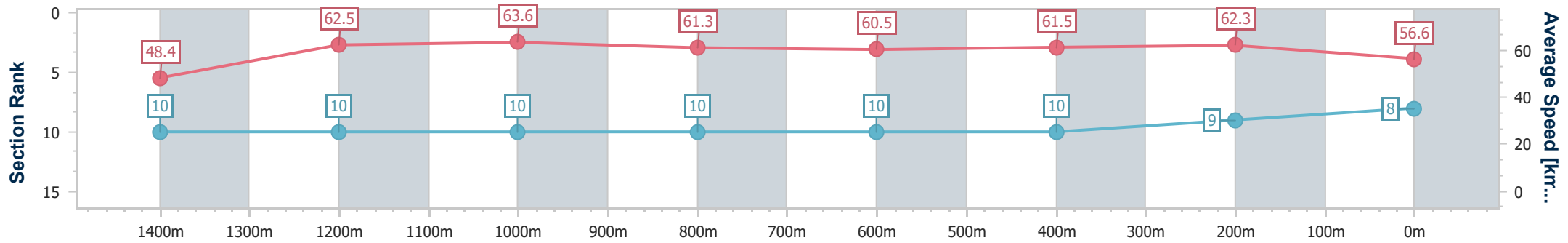


11 February 2023 - 13:53

BRISBANE RACING CLUB

Track Rating: Good 4, Weather: Fine, Rail Position: True Entire

Section	Overall	1400m	1200m	1000m	800m	600m	400m	200m
Section Times	1:36.92 [8] (0:14.86)	1:22.06 [10] (0:11.29)	1:10.77 [10] (0:11.32)	0:59.45 [10] (0:11.74)	0:47.71 [10] (0:11.89)	0:35.82 [10] (0:11.62)	0:24.20 [10] (0:11.51)	0:12.69 [9] (0:12.69)
Average Speed [km/h]	48.4	62.5	63.6	61.3	60.5	61.5	62.3	56.6
Top Speed [km/h]	62.9	63.9	64.5	63.1	61.5	62.5	63.1	59.9
Avg. Dist. to Rail [m]	2.1	2.8	0.9	0.2	0.5	1.3	1.1	1.7
Avg. Stride Freq. [Hz]	2.2	2.3	2.3	2.2	2.2	2.3	2.3	2.2
Avg. Stride Length [m]	6.1	7.6	7.7	7.6	7.5	7.5	7.6	7.2



- [] Ranking at each section and finish
- .-.-.- No data available at this section
- NA No data available



Horse/Jockey Name	Eyes To Eye
Final Rank	9
Fastest Section Time (Section)	0:11.00 (1400m)
Top Speed [km/h] (Section)	66.7 (1200m)
Race State	Finished



Doomben QLD Professional
Race 3: QTIS JEWEL RACEDAY 18 MARCH Class 3 Handicap - 1600m

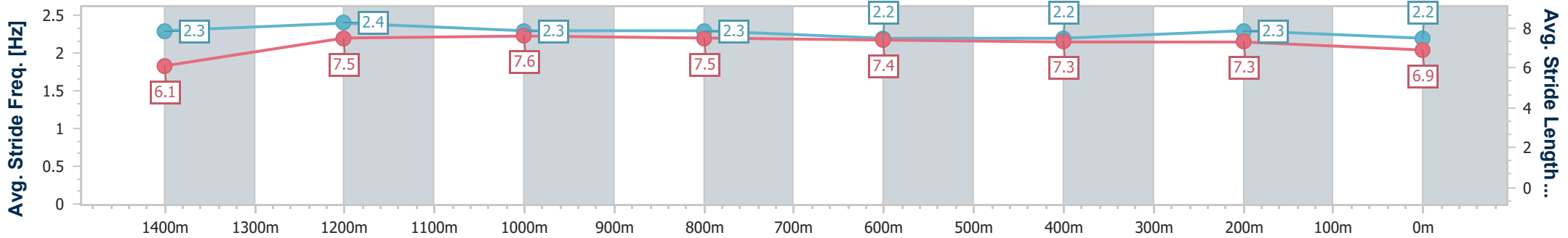
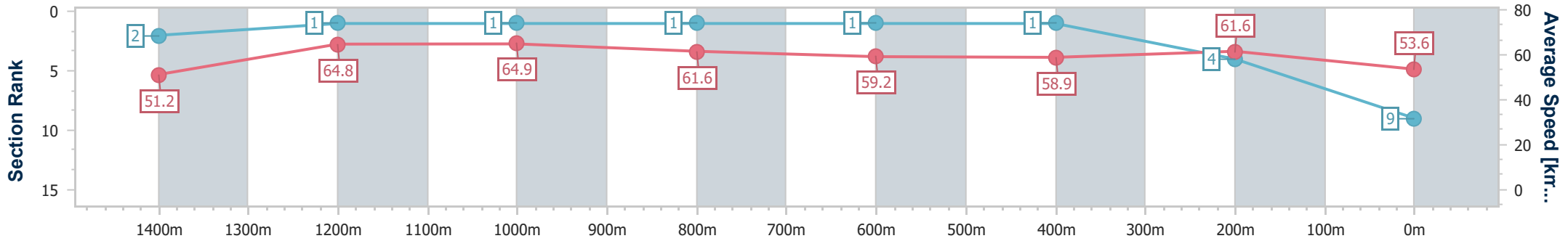


11 February 2023 - 13:53

BRISBANE RACING CLUB

Track Rating: Good 4, Weather: Fine, Rail Position: True Entire

Section	Overall	1400m	1200m	1000m	800m	600m	400m	200m
Section Times	1:37.20 [9] (0:14.05)	1:23.15 [2] (0:11.00)	1:12.15 [1] (0:11.10)	1:01.05 [1] (0:11.68)	0:49.37 [1] (0:12.11)	0:37.26 [1] (0:12.15)	0:25.11 [1] (0:11.67)	0:13.44 [4] (0:13.44)
Average Speed [km/h]	51.2	64.8	64.9	61.6	59.2	58.9	61.6	53.6
Top Speed [km/h]	66.7	66.7	66.7	63.5	59.8	60.5	62.6	60.1
Avg. Dist. to Rail [m]	2.0	1.4	0.3	0.4	0.8	0.9	0.7	1.3
Avg. Stride Freq. [Hz]	2.3	2.4	2.3	2.3	2.2	2.2	2.3	2.2
Avg. Stride Length [m]	6.1	7.5	7.6	7.5	7.4	7.3	7.3	6.9



- [] Ranking at each section and finish
- .-.- No data available at this section
- NA No data available



Horse/Jockey Name	Sarodec
Final Rank	10
Fastest Section Time (Section)	0:10.93 (1400m)
Top Speed [km/h] (Section)	66.9 (1400m)
Race State	Finished



Doomben QLD Professional
Race 3: QTIS JEWEL RACEDAY 18 MARCH Class 3 Handicap - 1600m

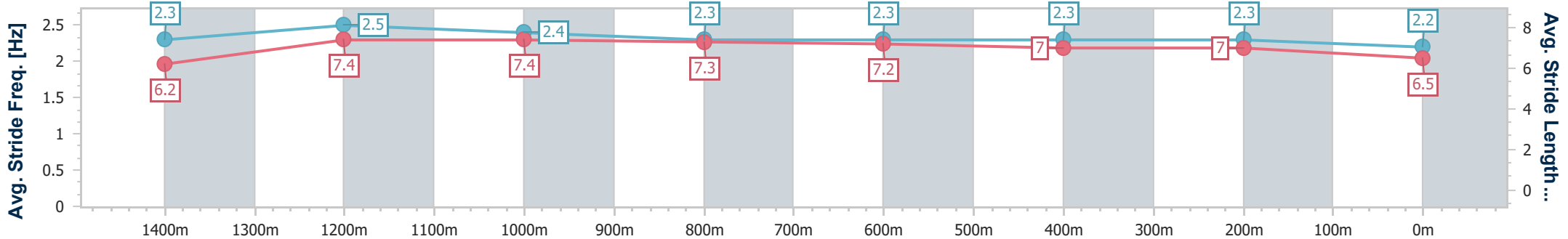
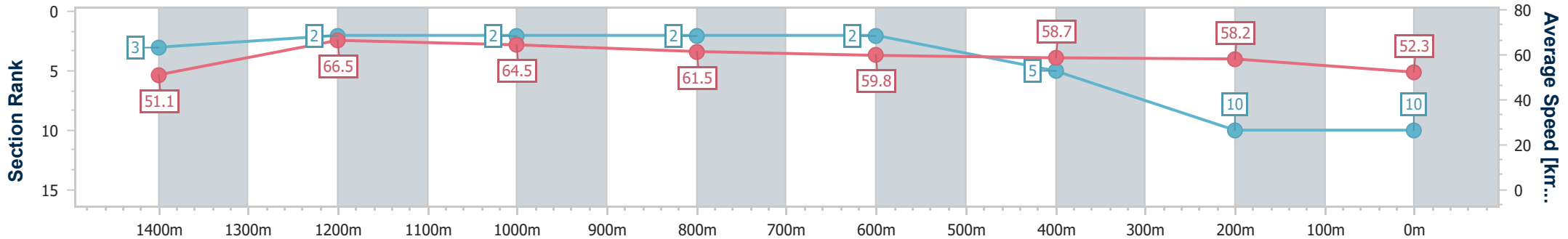


11 February 2023 - 13:53

BRISBANE RACING CLUB

Track Rating: Good 4, Weather: Fine, Rail Position: True Entire

Section	Overall	1400m	1200m	1000m	800m	600m	400m	200m
Section Times	1:38.52 [10] (0:14.14)	1:24.38 [3] (0:10.93)	1:13.45 [2] (0:11.16)	1:02.29 [2] (0:11.74)	0:50.55 [2] (0:12.12)	0:38.43 [2] (0:12.28)	0:26.15 [5] (0:12.37)	0:13.78 [10] (0:13.78)
Average Speed [km/h]	51.1	66.5	64.5	61.5	59.8	58.7	58.2	52.3
Top Speed [km/h]	65.5	66.9	66.6	63.9	60.0	59.7	59.1	56.9
Avg. Dist. to Rail [m]	6.7	1.4	1.3	1.1	1.0	0.4	1.6	3.5
Avg. Stride Freq. [Hz]	2.3	2.5	2.4	2.3	2.3	2.3	2.3	2.2
Avg. Stride Length [m]	6.2	7.4	7.4	7.3	7.2	7.0	7.0	6.5



- [] Ranking at each section and finish
- .-.- No data available at this section
- NA No data available