



# Doomben QLD Professional

## Race 2: MOUNT FRANKLIN No Metro Wins Handicap - 2000m

11 February 2023 - 12:39



BRISBANE  
RACING CLUB

Track Rating: Good 4, Weather: Fine, Rail Position: True Entire

Section		Overall	1800m	1600m	1400m	1200m	1000m	800m	Last 600m				
Field Times		2:01.23 (0:14.46)	1:46.77 (0:11.21)	1:35.56 (0:11.60)	1:23.96 (0:12.15)	1:11.81 (0:11.99)	0:59.82 (0:11.97)	0:47.85 (0:12.26)	0:35.59				
Rank	TAB Horse/Jockey	Barrier	Top Speed [km/h]	Fastest Section									Distance Travelled [m]
1	1 ASHGROVE James Orman	11	65.4 1800m	0:11.16 1800m	2:01.23 [1] (0:15.04)	1:46.19 [7] (0:11.16)	1:35.03 [7] (0:11.59)	1:23.44 [6] (0:12.04)	1:11.40 [5] (0:12.15)	0:59.25 [6] (0:12.08)	0:47.17 [5] (0:12.12)	0:35.05	
2	9 VALLEY'S SISTER Kyle Wilson-Taylor	12	66.3 1800m	0:11.26 1800m	2:01.33 [2] (0:15.04)	1:46.29 [8] (0:11.26)	1:35.03 [8] (0:11.90)	1:23.13 [8] (0:12.10)	1:11.03 [8] (0:12.15)	0:58.88 [8] (0:12.09)	0:46.79 [9] (0:12.02)	0:34.77	+0
3	4 ELEUTHERA Angela Jones	8	65.5 400m	0:11.26 400m	2:01.47 [3] (0:15.36)	1:46.11 [9] (0:11.32)	1:34.79 [9] (0:11.77)	1:23.02 [9] (0:12.03)	1:10.99 [10] (0:12.20)	0:58.79 [10] (0:11.97)	0:46.82 [10] (0:12.07)	0:34.75	-3
4	8 PORTNOY Larry Cassidy	5	65.9 1800m	0:11.21 1800m	2:01.71 [4] (0:14.46)	1:47.25 [1] (0:11.21)	1:36.04 [1] (0:11.60)	1:24.44 [1] (0:12.15)	1:12.29 [1] (0:12.03)	1:00.26 [2] (0:11.93)	0:48.33 [1] (0:12.26)	0:36.07	-2
5	12 AQUA ALTA Samantha Collett	9	66.1 1800m	0:11.15 1800m	2:01.88 [5] (0:14.58)	1:47.30 [2] (0:11.15)	1:36.15 [2] (0:11.63)	1:24.52 [2] (0:12.28)	1:12.24 [3] (0:12.02)	1:00.22 [3] (0:12.16)	0:48.06 [4] (0:12.21)	0:35.85	+8
6	3 BONBORA Melea Castle	2	66.2 1800m	0:11.27 1800m	2:02.31 [6] (0:14.68)	1:47.63 [3] (0:11.27)	1:36.36 [4] (0:11.72)	1:24.64 [5] (0:11.99)	1:12.65 [4] (0:12.13)	1:00.52 [4] (0:11.94)	0:48.58 [3] (0:12.26)	0:36.32	-3
7	6 FRIEND OF GOD Micheal Hellyer	6	67.4 1800m	0:10.99 1800m	2:02.41 [7] (0:14.75)	1:47.66 [5] (0:10.99)	1:36.67 [3] (0:11.86)	1:24.81 [4] (0:12.26)	1:12.55 [6] (0:12.11)	1:00.44 [5] (0:12.16)	0:48.28 [7] (0:12.00)	0:36.28	+4
8	7 MR DUDWEY Georgina Cartwright	13	65.3 1800m	0:11.21 1800m	2:02.43 [8] (0:14.79)	1:47.64 [6] (0:11.21)	1:36.43 [5] (0:11.54)	1:24.89 [3] (0:12.08)	1:12.81 [2] (0:11.79)	1:01.02 [1] (0:12.09)	0:48.93 [2] (0:12.27)	0:36.66	+2
9	10 LIKEABEEL Tegan Harrison	1	62.6 1400m	0:11.57 1600m	2:03.61 [9] (0:15.80)	1:47.81 [11] (0:12.07)	1:35.74 [11] (0:11.57)	1:24.17 [11] (0:11.59)	1:12.58 [11] (0:11.97)	1:00.61 [11] (0:11.93)	0:48.68 [11] (0:12.06)	0:36.62	+2

Did Not Finish: Vivenzo (#11), Endless Mystery (#5)

Scratched: Heleva Deel (#13), Brilliant Concept (#2)



# Doomben QLD Professional

## Race 2: MOUNT FRANKLIN No Metro Wins Handicap - 2000m

11 February 2023 - 12:39



BRISBANE  
RACING CLUB

Track Rating: Good 4, Weather: Fine, Rail Position: True Entire

Section					600m	400m	200m				
Field Times					0:35.59 (0:11.83)	0:23.76 (0:11.82)	0:11.94 (0:11.94)	Last 600m			
								0:35.59			
Rank	TAB	Horse/Jockey	Barrier	Top Speed [km/h]	Fastest Section	Margin			Distance Travelled [m]		
1	1	ASHGROVE James Orman	11	65.4 1800m	0:11.16 1800m	0:35.05 [6] (0:11.80)	0:23.25 [5] (0:11.43)	0:11.82 [2] (0:11.82)	2:01.23	0:35.05	
2	9	VALLEY'S SISTER Kyle Wilson-Taylor	12	66.3 1800m	0:11.26 1800m	0:34.77 [8] (0:11.56)	0:23.21 [6] (0:11.56)	0:11.65 [5] (0:11.65)	0.59L	0:34.77	+0
3	4	ELEUTHERA Angela Jones	8	65.5 400m	0:11.26 400m	0:34.75 [10] (0:11.59)	0:23.16 [8] (0:11.26)	0:11.90 [4] (0:11.90)	1.44L	0:34.75	-3
4	8	PORTNOY Larry Cassidy	5	65.9 1800m	0:11.21 1800m	0:36.07 [1] (0:11.83)	0:24.24 [1] (0:11.82)	0:12.42 [1] (0:12.42)	2.8L	0:36.07	-2
5	12	AQUA ALTA Samantha Collett	9	66.1 1800m	0:11.15 1800m	0:35.85 [4] (0:11.82)	0:24.03 [3] (0:11.69)	0:12.34 [3] (0:12.34)	3.82L	0:35.85	+8
6	3	BONBORA Melea Castle	2	66.2 1800m	0:11.27 1800m	0:36.32 [3] (0:11.87)	0:24.45 [4] (0:11.93)	0:12.52 [7] (0:12.52)	6.36L	0:36.32	-3
7	6	FRIEND OF GOD Micheal Hellyer	6	67.4 1800m	0:10.99 1800m	0:36.28 [5] (0:12.05)	0:24.23 [7] (0:12.10)	0:12.13 [8] (0:12.13)	6.92L	0:36.28	+4
8	7	MR DUDWEY Georgina Cartwright	13	65.3 1800m	0:11.21 1800m	0:36.66 [2] (0:11.95)	0:24.71 [2] (0:12.04)	0:12.67 [6] (0:12.67)	7.05L	0:36.66	+2
9	10	LIKEABEEL Tegan Harrison	1	62.6 1400m	0:11.57 1600m	0:36.62 [11] (0:11.91)	0:24.71 [10] (0:11.79)	0:12.92 [9] (0:12.92)	14.01L	0:36.62	+2

Did Not Finish: Vivenzo (#11), Endless Mystery (#5)

Scratched: Heleva Deel (#13), Brilliant Concept (#2)



Horse/Jockey Name	Ashgrove
Final Rank	1
Fastest Section Time (Section)	0:11.16 (1800m)
Top Speed [km/h] (Section)	65.4 (1800m)
Race State	Finished

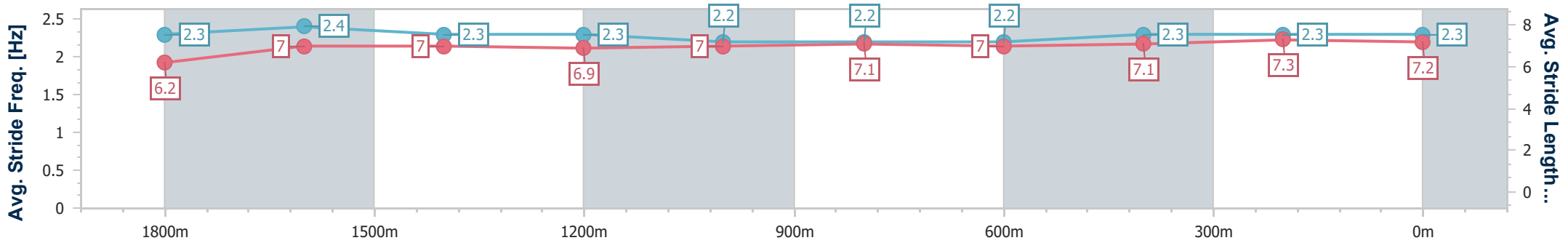
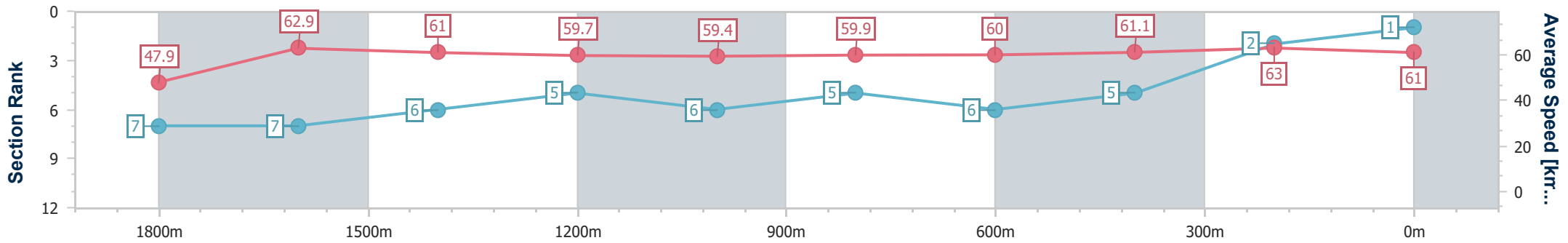


**Doomben QLD Professional**  
**Race 2: MOUNT FRANKLIN No Metro Wins Handicap - 2000m**  
 11 February 2023 - 12:39  
 Track Rating: Good 4, Weather: Fine, Rail Position: True Entire



**BRISBANE**  
RACING CLUB

Section	Overall	1800m	1600m	1400m	1200m	1000m	800m	600m	400m	200m
Section Times	2:01.23 [1] (0:15.04)	1:46.19 [7] (0:11.16)	1:35.03 [7] (0:11.59)	1:23.44 [6] (0:12.04)	1:11.40 [5] (0:12.15)	0:59.25 [6] (0:12.08)	0:47.17 [5] (0:12.12)	0:35.05 [6] (0:11.80)	0:23.25 [5] (0:11.43)	0:11.82 [2] (0:11.82)
Average Speed [km/h]	47.9	62.9	61.0	59.7	59.4	59.9	60.0	61.1	63.0	61.0
Top Speed [km/h]	64.0	65.4	61.9	60.5	60.8	61.0	61.3	61.5	64.4	63.7
Avg. Dist. to Rail [m]	4.1	4.6	4.2	1.3	2.5	2.3	2.0	0.8	1.0	0.3
Avg. Stride Freq. [Hz]	2.3	2.4	2.3	2.3	2.2	2.2	2.2	2.3	2.3	2.3
Avg. Stride Length [m]	6.2	7.0	7.0	6.9	7.0	7.1	7.0	7.1	7.3	7.2



- [ ] Ranking at each section and finish
- .-.- No data available at this section
- NA No data available



Horse/Jockey Name	Valley's Sister
Final Rank	2
Fastest Section Time (Section)	0:11.26 (1800m)
Top Speed [km/h] (Section)	66.3 (1800m)
Race State	Finished

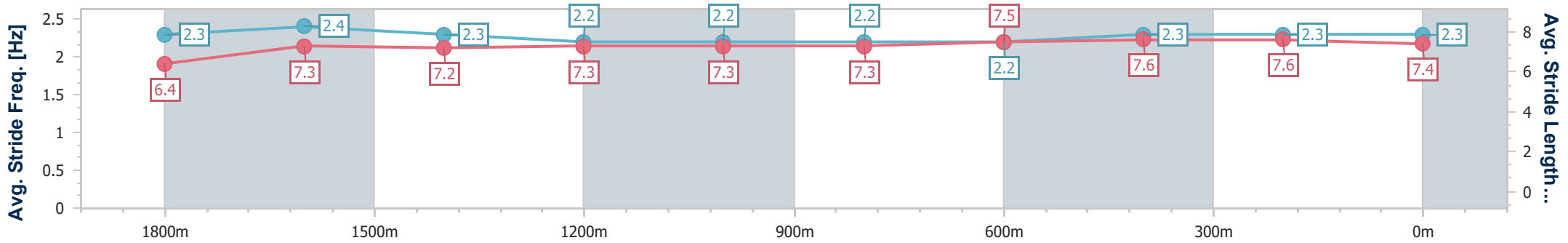
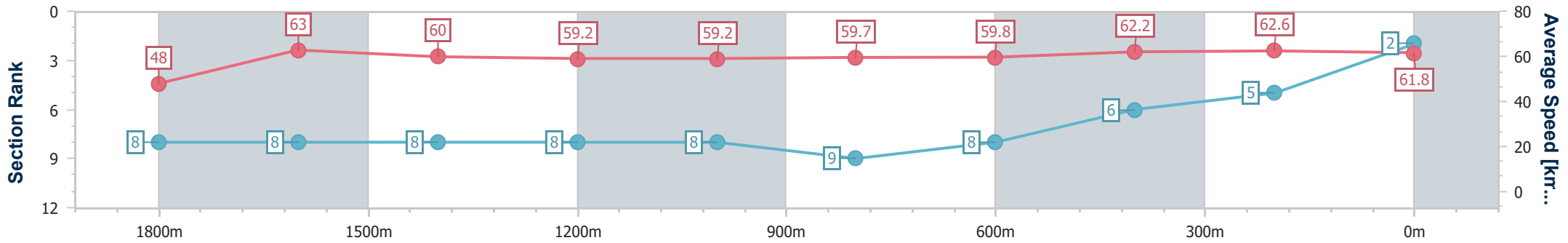


**Doomben QLD Professional**  
**Race 2: MOUNT FRANKLIN No Metro Wins Handicap - 2000m**  
 11 February 2023 - 12:39  
 Track Rating: Good 4, Weather: Fine, Rail Position: True Entire



BRISBANE  
RACING CLUB

Section	Overall	1800m	1600m	1400m	1200m	1000m	800m	600m	400m	200m
Section Times	2:01.33 [2] (0:15.04)	1:46.29 [8] (0:11.26)	1:35.03 [8] (0:11.90)	1:23.13 [8] (0:12.10)	1:11.03 [8] (0:12.15)	0:58.88 [8] (0:12.09)	0:46.79 [9] (0:12.02)	0:34.77 [8] (0:11.56)	0:23.21 [6] (0:11.56)	0:11.65 [5] (0:11.65)
Average Speed [km/h]	48.0	63.0	60.0	59.2	59.2	59.7	59.8	62.2	62.6	61.8
Top Speed [km/h]	65.2	66.3	60.9	60.2	60.7	60.5	61.4	63.3	65.1	62.7
Avg. Dist. to Rail [m]	4.5	2.1	1.9	1.1	0.3	0.4	0.3	0.5	3.0	2.9
Avg. Stride Freq. [Hz]	2.3	2.4	2.3	2.2	2.2	2.2	2.2	2.3	2.3	2.3
Avg. Stride Length [m]	6.4	7.3	7.2	7.3	7.3	7.3	7.5	7.6	7.6	7.4



- [ ] Ranking at each section and finish
- .-.- No data available at this section
- NA No data available



Horse/Jockey Name	Eleuthera
Final Rank	3
Fastest Section Time (Section)	0:11.26 (400m)
Top Speed [km/h] (Section)	65.5 (400m)
Race State	Finished

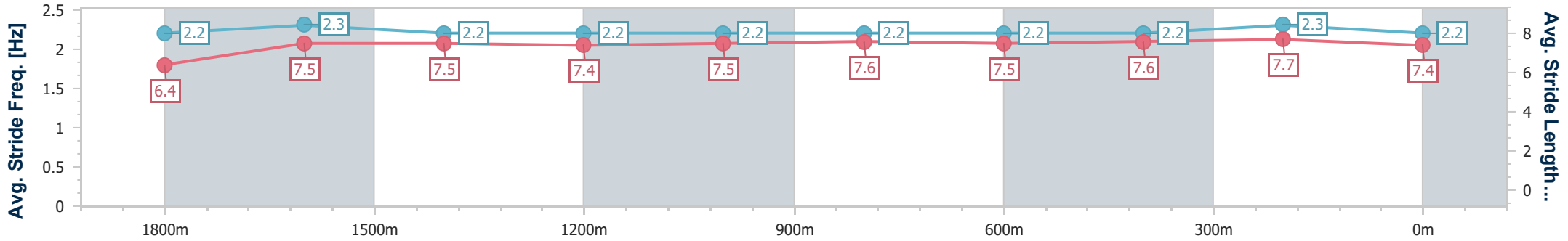
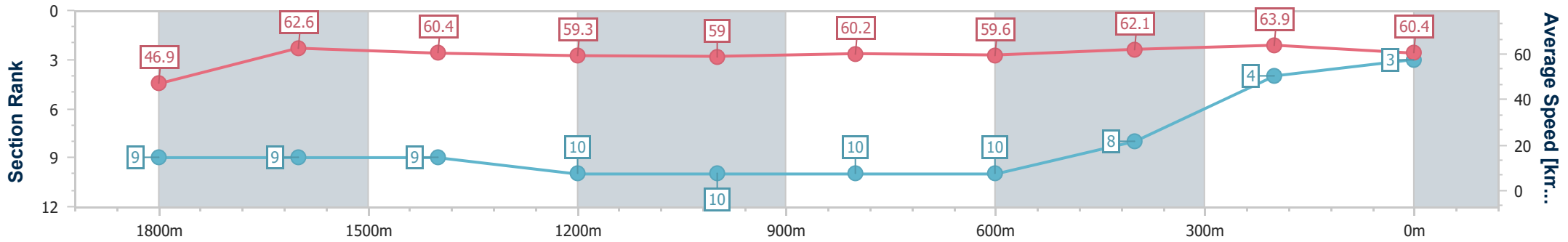


**Doomben QLD Professional**  
**Race 2: MOUNT FRANKLIN No Metro Wins Handicap - 2000m**  
 11 February 2023 - 12:39  
 Track Rating: Good 4, Weather: Fine, Rail Position: True Entire



BRISBANE  
RACING CLUB

Section	Overall	1800m	1600m	1400m	1200m	1000m	800m	600m	400m	200m
Section Times	2:01.47 [3] (0:15.36)	1:46.11 [9] (0:11.32)	1:34.79 [9] (0:11.77)	1:23.02 [9] (0:12.03)	1:10.99 [10] (0:12.20)	0:58.79 [10] (0:11.97)	0:46.82 [10] (0:12.07)	0:34.75 [10] (0:11.59)	0:23.16 [8] (0:11.26)	0:11.90 [4] (0:11.90)
Average Speed [km/h]	46.9	62.6	60.4	59.3	59.0	60.2	59.6	62.1	63.9	60.4
Top Speed [km/h]	62.6	63.6	61.3	60.8	62.1	62.1	60.3	63.8	65.5	62.5
Avg. Dist. to Rail [m]	2.9	2.5	3.0	1.3	0.5	0.3	0.2	0.4	1.7	2.3
Avg. Stride Freq. [Hz]	2.2	2.3	2.2	2.2	2.2	2.2	2.2	2.2	2.3	2.2
Avg. Stride Length [m]	6.4	7.5	7.5	7.4	7.5	7.6	7.5	7.6	7.7	7.4



- [ ] Ranking at each section and finish
- .-.- No data available at this section
- NA No data available



Horse/Jockey Name	Portnoy
Final Rank	4
Fastest Section Time (Section)	0:11.21 (1800m)
Top Speed [km/h] (Section)	65.9 (1800m)
Race State	Finished

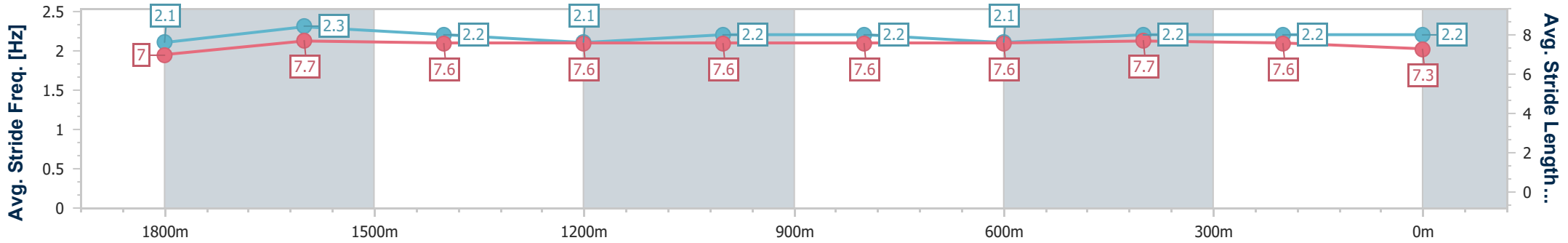
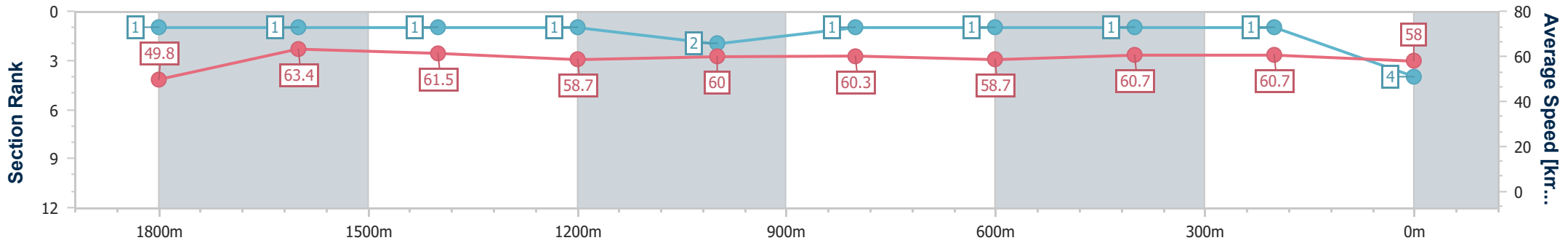


**Doomben QLD Professional**  
**Race 2: MOUNT FRANKLIN No Metro Wins Handicap - 2000m**  
 11 February 2023 - 12:39  
 Track Rating: Good 4, Weather: Fine, Rail Position: True Entire



**BRISBANE**  
RACING CLUB

Section	Overall	1800m	1600m	1400m	1200m	1000m	800m	600m	400m	200m
Section Times	2:01.71 [4] (0:14.46)	1:47.25 [1] (0:11.21)	1:36.04 [1] (0:11.60)	1:24.44 [1] (0:12.15)	1:12.29 [1] (0:12.03)	1:00.26 [2] (0:11.93)	0:48.33 [1] (0:12.26)	0:36.07 [1] (0:11.83)	0:24.24 [1] (0:11.82)	0:12.42 [1] (0:12.42)
Average Speed [km/h]	49.8	63.4	61.5	58.7	60.0	60.3	58.7	60.7	60.7	58.0
Top Speed [km/h]	65.1	65.9	63.0	59.5	62.4	62.1	60.9	61.5	61.6	59.5
Avg. Dist. to Rail [m]	1.4	2.1	1.9	1.1	0.3	0.6	0.3	0.4	1.2	1.6
Avg. Stride Freq. [Hz]	2.1	2.3	2.2	2.1	2.2	2.2	2.1	2.2	2.2	2.2
Avg. Stride Length [m]	7.0	7.7	7.6	7.6	7.6	7.6	7.6	7.7	7.6	7.3



- [ ] Ranking at each section and finish
- .-.- No data available at this section
- NA No data available



Horse/Jockey Name	Aqua Alta
Final Rank	5
Fastest Section Time (Section)	0:11.15 (1800m)
Top Speed [km/h] (Section)	66.1 (1800m)
Race State	Finished

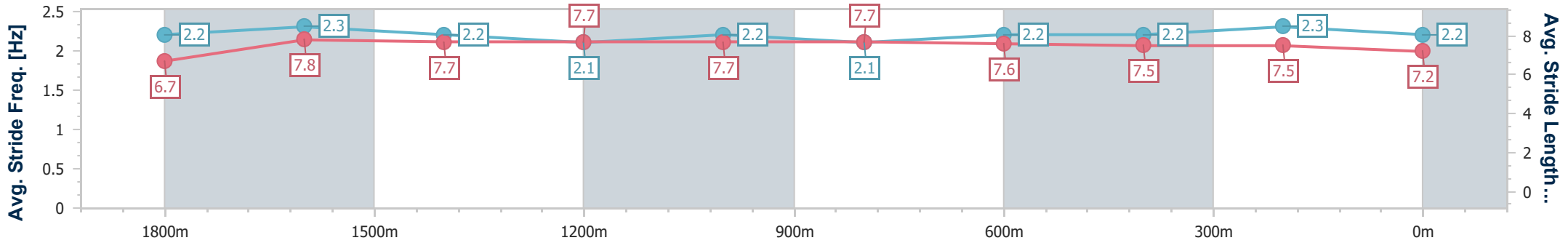
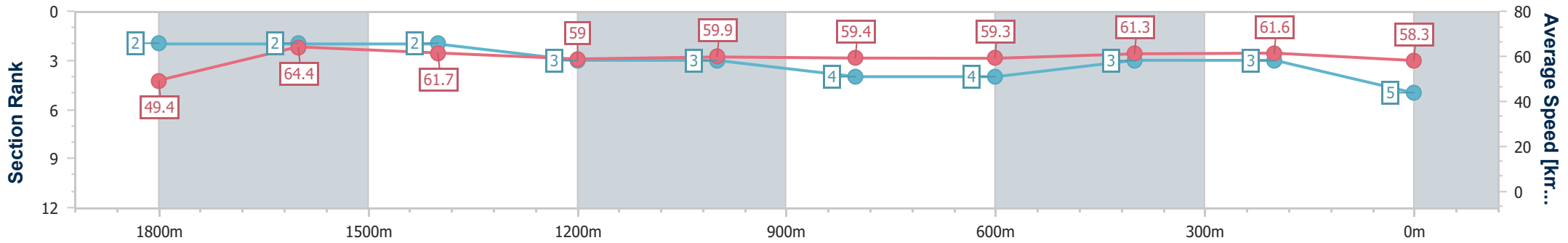


**Doomben QLD Professional**  
**Race 2: MOUNT FRANKLIN No Metro Wins Handicap - 2000m**  
 11 February 2023 - 12:39  
 Track Rating: Good 4, Weather: Fine, Rail Position: True Entire



BRISBANE  
RACING CLUB

Section	Overall	1800m	1600m	1400m	1200m	1000m	800m	600m	400m	200m
Section Times	2:01.88 [5] (0:14.58)	1:47.30 [2] (0:11.15)	1:36.15 [2] (0:11.63)	1:24.52 [2] (0:12.28)	1:12.24 [3] (0:12.02)	1:00.22 [3] (0:12.16)	0:48.06 [4] (0:12.21)	0:35.85 [4] (0:11.82)	0:24.03 [3] (0:11.69)	0:12.34 [3] (0:12.34)
Average Speed [km/h]	49.4	64.4	61.7	59.0	59.9	59.4	59.3	61.3	61.6	58.3
Top Speed [km/h]	65.8	66.1	62.9	59.4	61.0	60.4	60.3	62.1	62.4	59.6
Avg. Dist. to Rail [m]	4.2	1.0	0.6	1.0	1.9	1.8	1.1	1.2	0.9	0.8
Avg. Stride Freq. [Hz]	2.2	2.3	2.2	2.1	2.2	2.1	2.2	2.2	2.3	2.2
Avg. Stride Length [m]	6.7	7.8	7.7	7.7	7.7	7.7	7.6	7.5	7.5	7.2



- [ ] Ranking at each section and finish
- .-.- No data available at this section
- NA No data available



Horse/Jockey Name	Bonbora
Final Rank	6
Fastest Section Time (Section)	0:11.27 (1800m)
Top Speed [km/h] (Section)	66.2 (1800m)
Race State	Finished

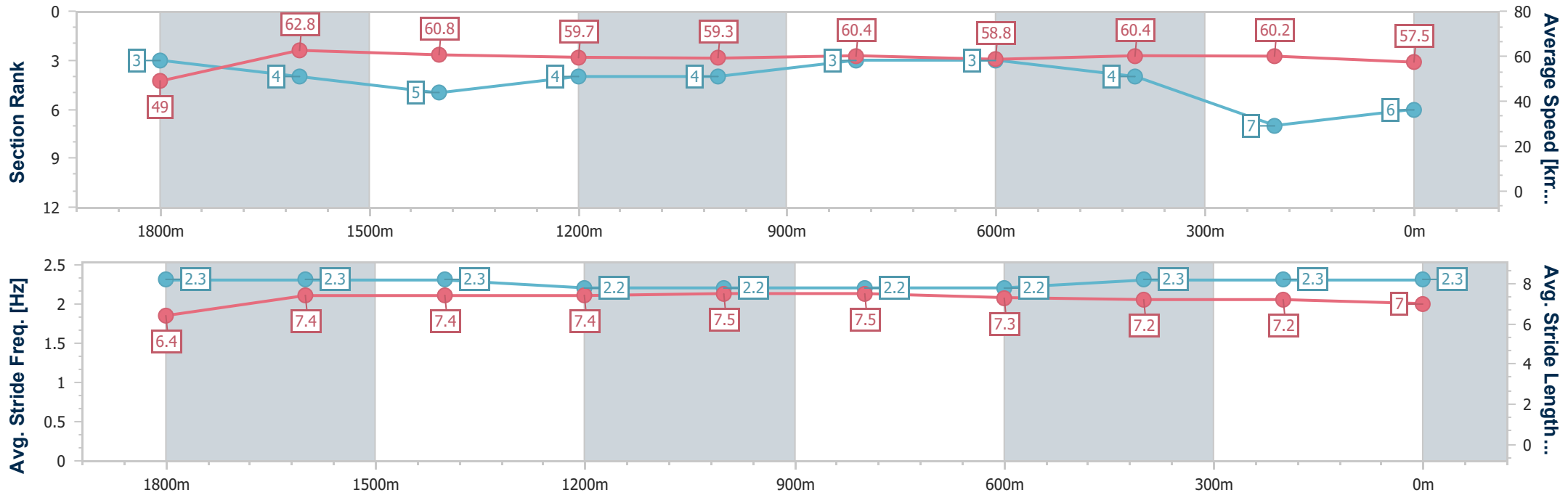


**Doomben QLD Professional**  
**Race 2: MOUNT FRANKLIN No Metro Wins Handicap - 2000m**  
 11 February 2023 - 12:39  
 Track Rating: Good 4, Weather: Fine, Rail Position: True Entire



BRISBANE  
RACING CLUB

Section	Overall	1800m	1600m	1400m	1200m	1000m	800m	600m	400m	200m
Section Times	2:02.31 [6] (0:14.68)	1:47.63 [3] (0:11.27)	1:36.36 [4] (0:11.72)	1:24.64 [5] (0:11.99)	1:12.65 [4] (0:12.13)	1:00.52 [4] (0:11.94)	0:48.58 [3] (0:12.26)	0:36.32 [3] (0:11.87)	0:24.45 [4] (0:11.93)	0:12.52 [7] (0:12.52)
Average Speed [km/h]	49.0	62.8	60.8	59.7	59.3	60.4	58.8	60.4	60.2	57.5
Top Speed [km/h]	66.2	66.2	61.6	60.9	60.9	61.2	60.2	61.0	61.8	59.1
Avg. Dist. to Rail [m]	1.3	3.3	2.2	1.0	0.6	0.7	0.3	0.7	1.2	1.6
Avg. Stride Freq. [Hz]	2.3	2.3	2.3	2.2	2.2	2.2	2.2	2.3	2.3	2.3
Avg. Stride Length [m]	6.4	7.4	7.4	7.4	7.5	7.5	7.3	7.2	7.2	7.0



- [ ] Ranking at each section and finish
- .-.- No data available at this section
- NA No data available





Horse/Jockey Name	Friend Of God
Final Rank	7
Fastest Section Time (Section)	0:10.99 (1800m)
Top Speed [km/h] (Section)	67.4 (1800m)
Race State	Finished

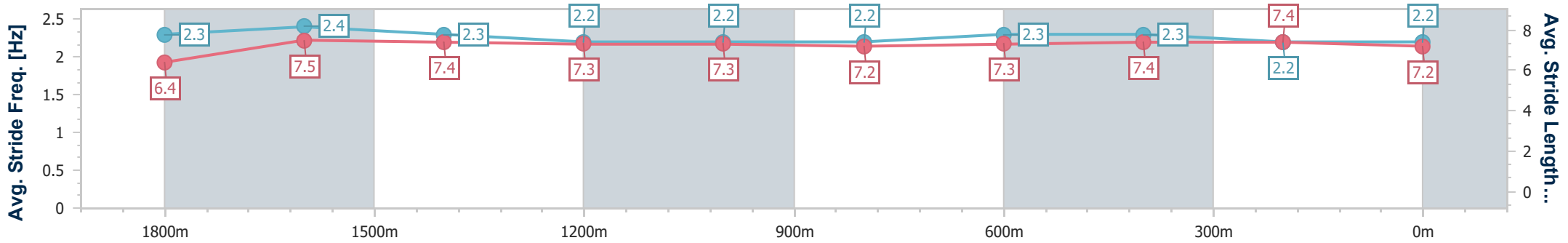
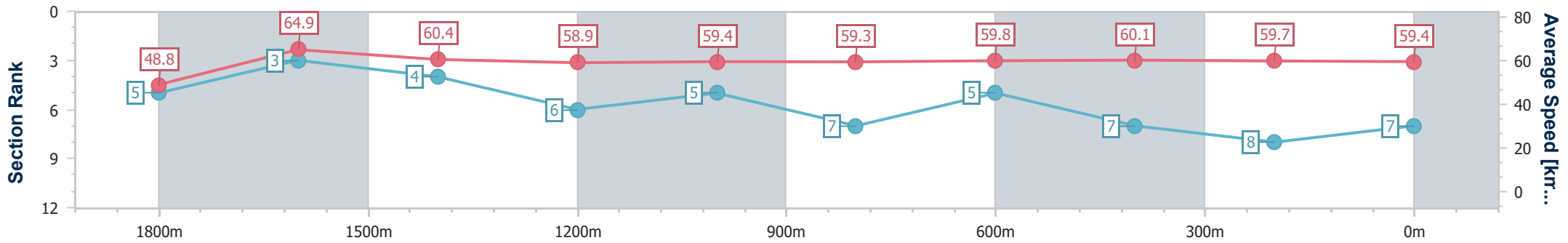


**Doomben QLD Professional**  
**Race 2: MOUNT FRANKLIN No Metro Wins Handicap - 2000m**  
 11 February 2023 - 12:39  
 Track Rating: Good 4, Weather: Fine, Rail Position: True Entire



**BRISBANE**  
RACING CLUB

Section	Overall	1800m	1600m	1400m	1200m	1000m	800m	600m	400m	200m
Section Times	2:02.41 [7] (0:14.75)	1:47.66 [5] (0:10.99)	1:36.67 [3] (0:11.86)	1:24.81 [4] (0:12.26)	1:12.55 [6] (0:12.11)	1:00.44 [5] (0:12.16)	0:48.28 [7] (0:12.00)	0:36.28 [5] (0:12.05)	0:24.23 [7] (0:12.10)	0:12.13 [8] (0:12.13)
Average Speed [km/h]	48.8	64.9	60.4	58.9	59.4	59.3	59.8	60.1	59.7	59.4
Top Speed [km/h]	65.3	67.4	62.5	59.9	60.4	60.4	60.6	60.8	60.8	59.3
Avg. Dist. to Rail [m]	2.6	1.3	1.1	0.5	1.6	0.5	0.6	0.9	3.0	2.8
Avg. Stride Freq. [Hz]	2.3	2.4	2.3	2.2	2.2	2.2	2.3	2.3	2.2	2.2
Avg. Stride Length [m]	6.4	7.5	7.4	7.3	7.3	7.2	7.3	7.4	7.4	7.2



- [ ] Ranking at each section and finish
- .-.- No data available at this section
- NA No data available



Horse/Jockey Name	Mr Dudwey
Final Rank	8
Fastest Section Time (Section)	0:11.21 (1800m)
Top Speed [km/h] (Section)	65.3 (1800m)
Race State	Finished

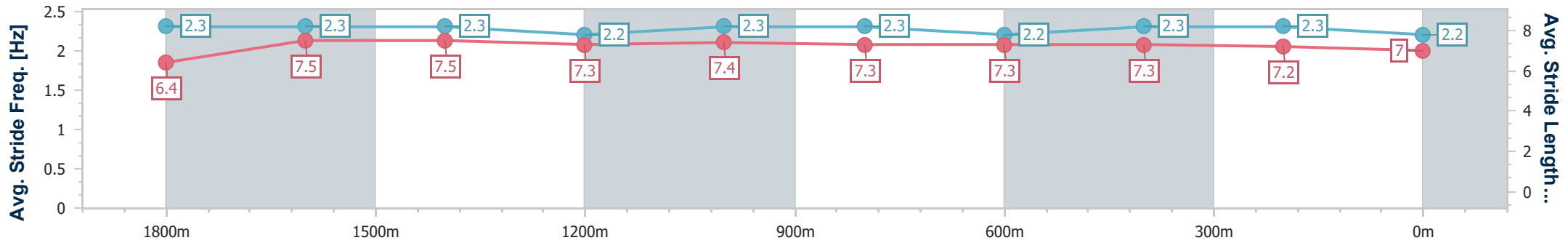
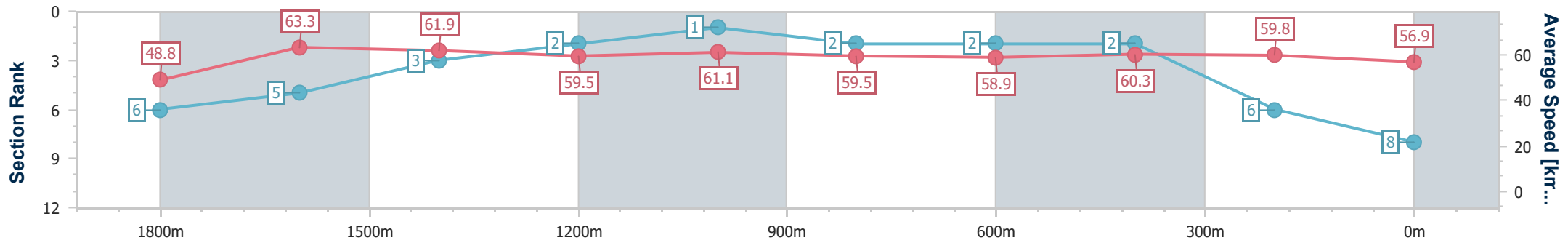


**Doomben QLD Professional**  
**Race 2: MOUNT FRANKLIN No Metro Wins Handicap - 2000m**  
 11 February 2023 - 12:39  
 Track Rating: Good 4, Weather: Fine, Rail Position: True Entire



BRISBANE  
RACING CLUB

Section	Overall	1800m	1600m	1400m	1200m	1000m	800m	600m	400m	200m
Section Times	2:02.43 [8] (0:14.79)	1:47.64 [6] (0:11.21)	1:36.43 [5] (0:11.54)	1:24.89 [3] (0:12.08)	1:12.81 [2] (0:11.79)	1:01.02 [1] (0:12.09)	0:48.93 [2] (0:12.27)	0:36.66 [2] (0:11.95)	0:24.71 [2] (0:12.04)	0:12.67 [6] (0:12.67)
Average Speed [km/h]	48.8	63.3	61.9	59.5	61.1	59.5	58.9	60.3	59.8	56.9
Top Speed [km/h]	64.9	65.3	62.9	60.9	62.2	61.7	60.1	60.9	60.7	57.5
Avg. Dist. to Rail [m]	7.7	2.1	1.8	0.4	1.0	0.3	0.7	0.3	0.3	1.0
Avg. Stride Freq. [Hz]	2.3	2.3	2.3	2.2	2.3	2.3	2.2	2.3	2.3	2.2
Avg. Stride Length [m]	6.4	7.5	7.5	7.3	7.4	7.3	7.3	7.3	7.2	7.0



- [ ] Ranking at each section and finish
- .-.- No data available at this section
- NA No data available



Horse/Jockey Name	Likeabeel
Final Rank	9
Fastest Section Time (Section)	0:11.57 (1600m)
Top Speed [km/h] (Section)	62.6 (1400m)
Race State	Finished

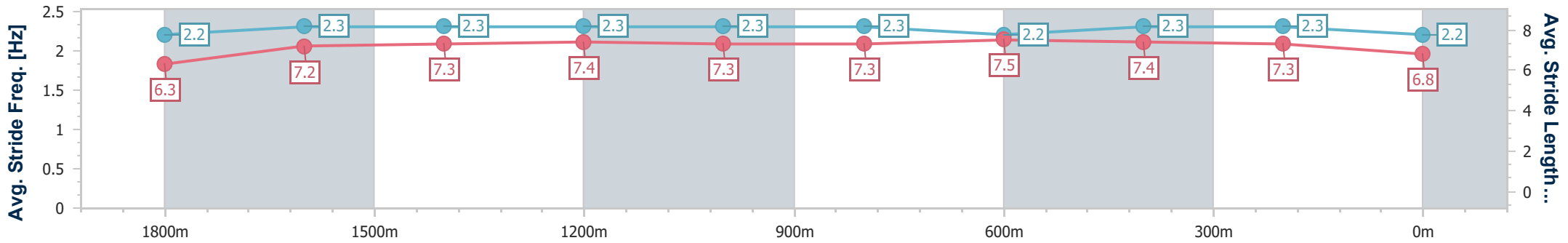
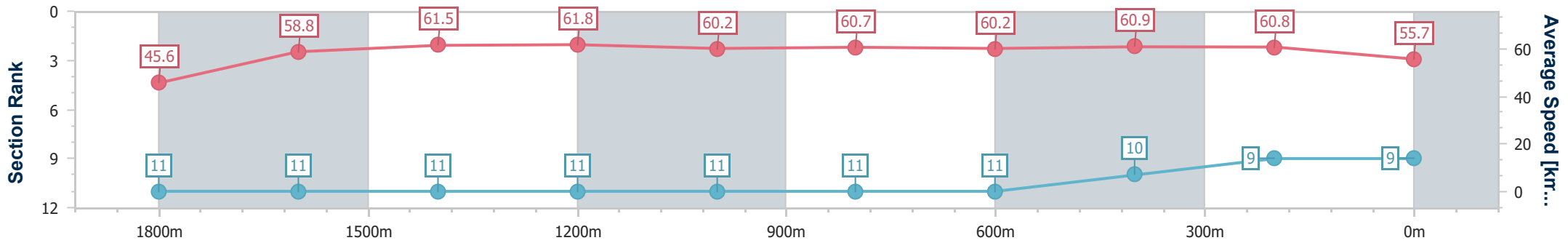


**Doomben QLD Professional**  
**Race 2: MOUNT FRANKLIN No Metro Wins Handicap - 2000m**  
 11 February 2023 - 12:39  
 Track Rating: Good 4, Weather: Fine, Rail Position: True Entire



BRISBANE  
RACING CLUB

Section	Overall	1800m	1600m	1400m	1200m	1000m	800m	600m	400m	200m
Section Times	2:03.61 [9] (0:15.80)	1:47.81 [11] (0:12.07)	1:35.74 [11] (0:11.57)	1:24.17 [11] (0:11.59)	1:12.58 [11] (0:11.97)	1:00.61 [11] (0:11.93)	0:48.68 [11] (0:12.06)	0:36.62 [11] (0:11.91)	0:24.71 [10] (0:11.79)	0:12.92 [9] (0:12.92)
Average Speed [km/h]	45.6	58.8	61.5	61.8	60.2	60.7	60.2	60.9	60.8	55.7
Top Speed [km/h]	58.8	59.9	62.5	62.6	61.5	61.6	60.6	61.9	61.8	60.0
Avg. Dist. to Rail [m]	1.5	2.5	2.5	0.7	1.2	1.9	1.8	1.2	0.7	1.7
Avg. Stride Freq. [Hz]	2.2	2.3	2.3	2.3	2.3	2.3	2.2	2.3	2.3	2.2
Avg. Stride Length [m]	6.3	7.2	7.3	7.4	7.3	7.3	7.5	7.4	7.3	6.8



- [ ] Ranking at each section and finish
- .-.- No data available at this section
- NA No data available



Horse/Jockey Name	Vivenzo
Final Rank	2147483647
Fastest Section Time (Section)	0:11.33 (1800m)
Top Speed [km/h] (Section)	63.4 (1800m)
Race State	DidNotFinish

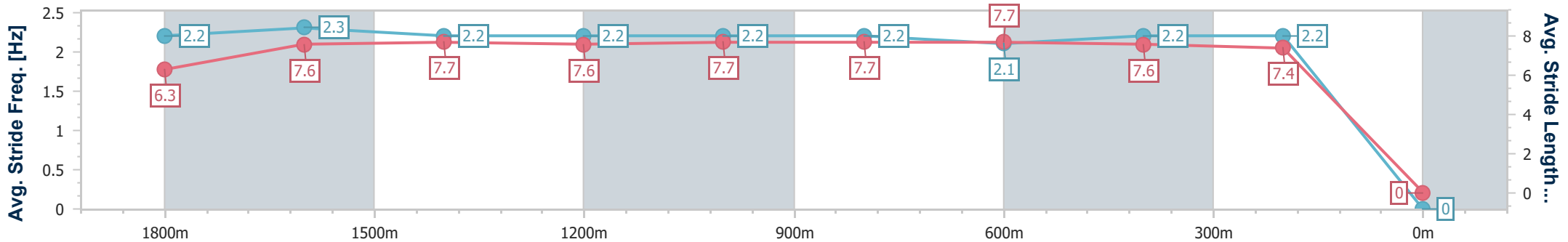
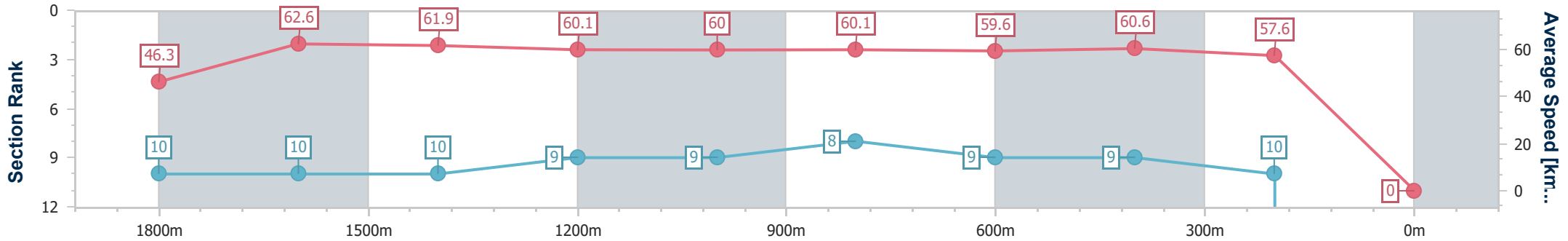


**Doomben QLD Professional**  
**Race 2: MOUNT FRANKLIN No Metro Wins Handicap - 2000m**  
 11 February 2023 - 12:39  
 Track Rating: Good 4, Weather: Fine, Rail Position: True Entire



BRISBANE  
RACING CLUB

Section	Overall	1800m	1600m	1400m	1200m	1000m	800m	600m	400m	200m			
Section Times	0:00.00 [2147483647 1 (0:15.59)	0:00.00 [10] (0:11.33)	0:00.00 [10] (0:11.56)	0:00.00 [10] (0:11.96)	0:00.00 [9] (0:12.04)	0:00.00 [9] (0:11.96)	0:00.00 [8] (0:12.12)	0:00.00 [9] (0:12.03)	0:00.00 [9] (0:12.61)	-:--:-			
Average Speed [km/h]	46.3	62.6	61.9	60.1	60.0	60.1	59.6	60.6	57.6	0.0			
Top Speed [km/h]	61.0	63.4	63.0	61.6	61.2	61.2	60.5	62.8	59.6	--			
Avg. Dist. to Rail [m]	3.4	2.2	1.2	0.5	1.0	0.3	0.9	1.8	4.5	0.0			
Avg. Stride Freq. [Hz]	2.2	2.3	2.2	2.2	2.2	2.2	2.1	2.2	2.2	--			
Avg. Stride Length [m]	6.3	7.6	7.7	7.6	7.7	7.7	7.7	7.6	7.4	--			



- [ ] Ranking at each section and finish
- :--:- No data available at this section
- NA No data available

- [ ] Ranking at each section and finish
- :--:- No data available at this section
- NA No data available



Horse/Jockey Name	Endless Mystery
Final Rank	2147483647
Fastest Section Time (Section)	0:11.31 (1800m)
Top Speed [km/h] (Section)	65.8 (1800m)
Race State	DidNotFinish

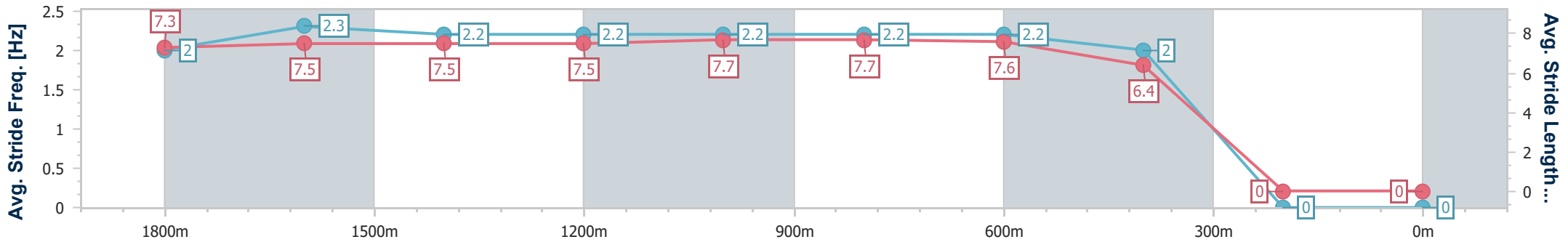
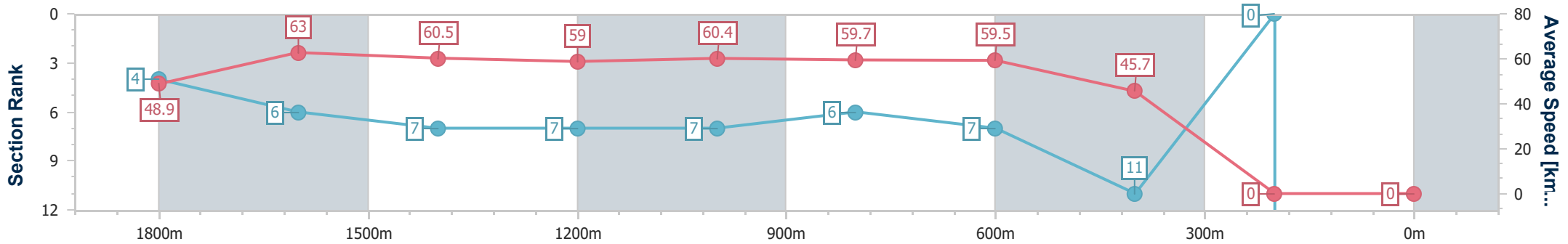


**Doomben QLD Professional**  
**Race 2: MOUNT FRANKLIN No Metro Wins Handicap - 2000m**  
 11 February 2023 - 12:39  
 Track Rating: Good 4, Weather: Fine, Rail Position: True Entire



BRISBANE  
RACING CLUB

Section	Overall	1800m	1600m	1400m	1200m	1000m	800m	600m	400m	200m			
Section Times	0:00.00 [2147483647 ] (0:14.73)	0:00.00 [4] (0:11.31)	0:00.00 [6] (0:11.84)	0:00.00 [7] (0:12.22)	0:00.00 [7] (0:11.95)	0:00.00 [7] (0:12.07)	0:00.00 [6] (0:12.26)	0:00.00 [7] (0:16.44)	-:--:--	-:--:--			
Average Speed [km/h]	48.9	63.0	60.5	59.0	60.4	59.7	59.5	45.7	0.0	0.0			
Top Speed [km/h]	65.8	65.8	61.6	60.4	61.5	61.5	60.5	61.1	--:--	--:--			
Avg. Dist. to Rail [m]	6.1	1.8	0.8	0.5	1.6	0.8	2.3	3.7	0.0	0.0			
Avg. Stride Freq. [Hz]	2.0	2.3	2.2	2.2	2.2	2.2	2.2	2.0	--:--	--:--			
Avg. Stride Length [m]	7.3	7.5	7.5	7.5	7.7	7.7	7.6	6.4	--:--	--:--			



- [ ] Ranking at each section and finish
- :--:-- No data available at this section
- NA No data available

- [ ] Ranking at each section and finish
- :--:- No data available at this section
- NA No data available