



Doomben QLD Professional

Race 1: GIRLS DAY OUT 4 MARCH QTIS Two-Year-Old Handicap - 1110m

11 February 2023 - 12:04



BRISBANE
RACING CLUB

Track Rating: Good 4, Weather: Fine, Rail Position: True Entire

Section		Overall	1000m	800m	600m	400m	200m	Last 600m					
Field Times		1:04.77 (0:08.36)	0:56.41 (0:10.77)	0:45.64 (0:10.84)	0:34.80 (0:11.31)	0:23.49 (0:11.29)	0:12.20 (0:12.20)	0:34.80					
Rank	TAB Horse/Jockey	Barrier	Top Speed [km/h]	Fastest Section	Margin						Distance Travelled [m]		
1	4 RUPERT'S HOUSE James Orman	9	69.4 800m	0:08.56 Overall	1:04.77 [1] (0:08.56)	0:56.21 [4] (0:10.70)	0:45.51 [2] (0:10.71)	0:34.80 [1] (0:11.31)	0:23.49 [1] (0:11.29)	0:12.20 [1] (0:12.20)	1:04.77	0:34.80	
2	6 ASHIGARU Samantha Collett	1	67.0 1000m	0:08.75 Overall	1:04.96 [2] (0:08.75)	0:56.21 [7] (0:10.91)	0:45.30 [7] (0:11.09)	0:34.21 [7] (0:11.15)	0:23.06 [5] (0:11.17)	0:11.89 [4] (0:11.89)	1.09L	0:34.21	-6
3	2 TOP FUN Ben Thompson	2	67.5 1000m	0:08.69 Overall	1:05.06 [3] (0:08.69)	0:56.37 [6] (0:10.88)	0:45.49 [6] (0:11.09)	0:34.40 [6] (0:11.32)	0:23.08 [7] (0:11.18)	0:11.90 [6] (0:11.90)	1.71L	0:34.40	+3
4	11 MISHANI METALLIC Tegan Harrison	7	67.9 1000m	0:08.36 Overall	1:05.11 [4] (0:08.36)	0:56.75 [1] (0:10.85)	0:45.90 [3] (0:11.02)	0:34.88 [3] (0:11.16)	0:23.72 [2] (0:11.43)	0:12.29 [2] (0:12.29)	1.98L	0:34.88	-3
5	7 TENGUN READY Ryan Wiggins	5	69.0 1000m	0:08.41 Overall	1:05.27 [5] (0:08.41)	0:56.86 [2] (0:10.72)	0:46.14 [1] (0:11.09)	0:35.05 [2] (0:11.35)	0:23.70 [3] (0:11.50)	0:12.20 [3] (0:12.20)	2.93L	0:35.05	+0
6	3 APPROVAL Kyle Wilson-Taylor	3	67.4 1000m	0:08.46 Overall	1:05.29 [6] (0:08.46)	0:56.83 [3] (0:10.87)	0:45.96 [4] (0:11.12)	0:34.84 [4] (0:11.32)	0:23.52 [4] (0:11.42)	0:12.10 [5] (0:12.10)	3.06L	0:34.84	-2
7	8 CERARED Angela Jones	10	68.3 1000m	0:09.22 Overall	1:05.53 [7] (0:09.22)	0:56.31 [9] (0:10.76)	0:45.55 [9] (0:11.10)	0:34.45 [9] (0:11.12)	0:23.33 [8] (0:11.23)	0:12.10 [7] (0:12.10)	4.45L	0:34.45	-9
8	13 CYBERWARS Michael Cahill	6	67.9 1000m	0:08.98 Overall	1:06.07 [8] (0:08.98)	0:57.09 [8] (0:10.80)	0:46.29 [8] (0:10.95)	0:35.34 [8] (0:11.33)	0:24.01 [9] (0:11.68)	0:12.33 [9] (0:12.33)	7.63L	0:35.34	+1
9	12 QUEEN'S ARMS Georgina Cartwright	8	68.9 1000m	0:08.56 Overall	1:06.70 [9] (0:08.56)	0:58.14 [5] (0:10.83)	0:47.31 [5] (0:11.16)	0:36.15 [5] (0:11.50)	0:24.65 [6] (0:11.69)	0:12.96 [8] (0:12.96)	11.35L	0:36.15	+9

Scratched: Mishani Raider (#1), Saxon Brave (#5), Crimson Warning (#9), Cryptic Sound (#10), Gold 'N' Glamorous (#14)



Horse/Jockey Name	Rupert's House
Final Rank	1
Fastest Section Time (Section)	0:08.56 (Overall)
Top Speed [km/h] (Section)	69.4 (800m)
Race State	Finished



Doomben QLD Professional
Race 1: GIRLS DAY OUT 4 MARCH QTIS Two-Year-Old
Handicap - 1110m

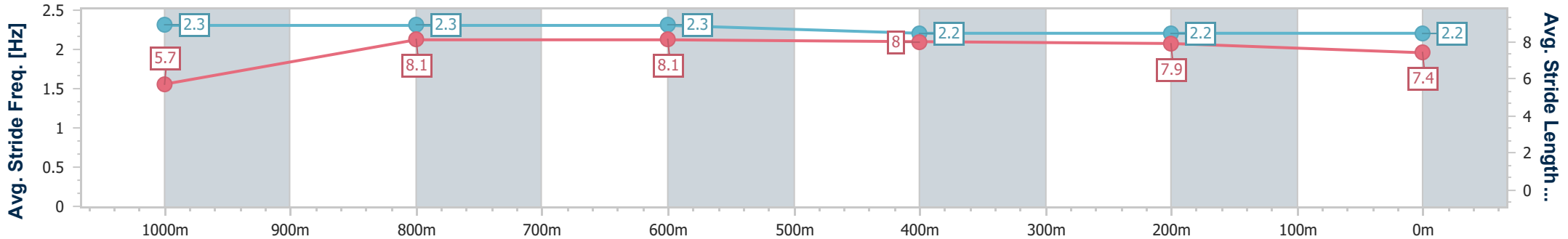
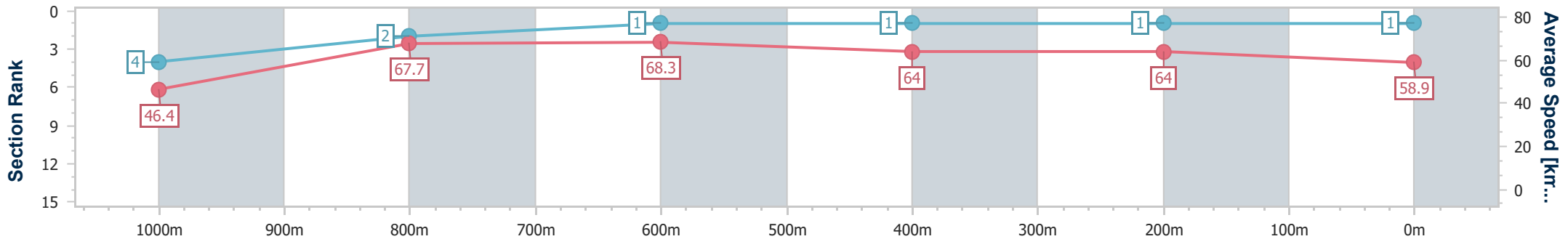
11 February 2023 - 12:04

Track Rating: Good 4, Weather: Fine, Rail Position: True Entire



BRISBANE
RACING CLUB

Section	Overall	1000m	800m	600m	400m	200m
Section Times	1:04.77 [1] (0:08.56)	0:56.21 [4] (0:10.70)	0:45.51 [2] (0:10.71)	0:34.80 [1] (0:11.31)	0:23.49 [1] (0:11.29)	0:12.20 [1] (0:12.20)
Average Speed [km/h]	46.4	67.7	68.3	64.0	64.0	58.9
Top Speed [km/h]	66.7	68.6	69.4	66.4	65.8	63.2
Avg. Dist. to Rail [m]	8.7	3.3	2.5	1.3	1.2	0.5
Avg. Stride Freq. [Hz]	2.3	2.3	2.3	2.2	2.2	2.2
Avg. Stride Length [m]	5.7	8.1	8.1	8.0	7.9	7.4



- [] Ranking at each section and finish
- .-.- No data available at this section
- NA No data available



Horse/Jockey Name	Ashigaru
Final Rank	2
Fastest Section Time (Section)	0:08.75 (Overall)
Top Speed [km/h] (Section)	67.0 (1000m)
Race State	Finished



Doomben QLD Professional
Race 1: GIRLS DAY OUT 4 MARCH QTIS Two-Year-Old Handicap - 1110m

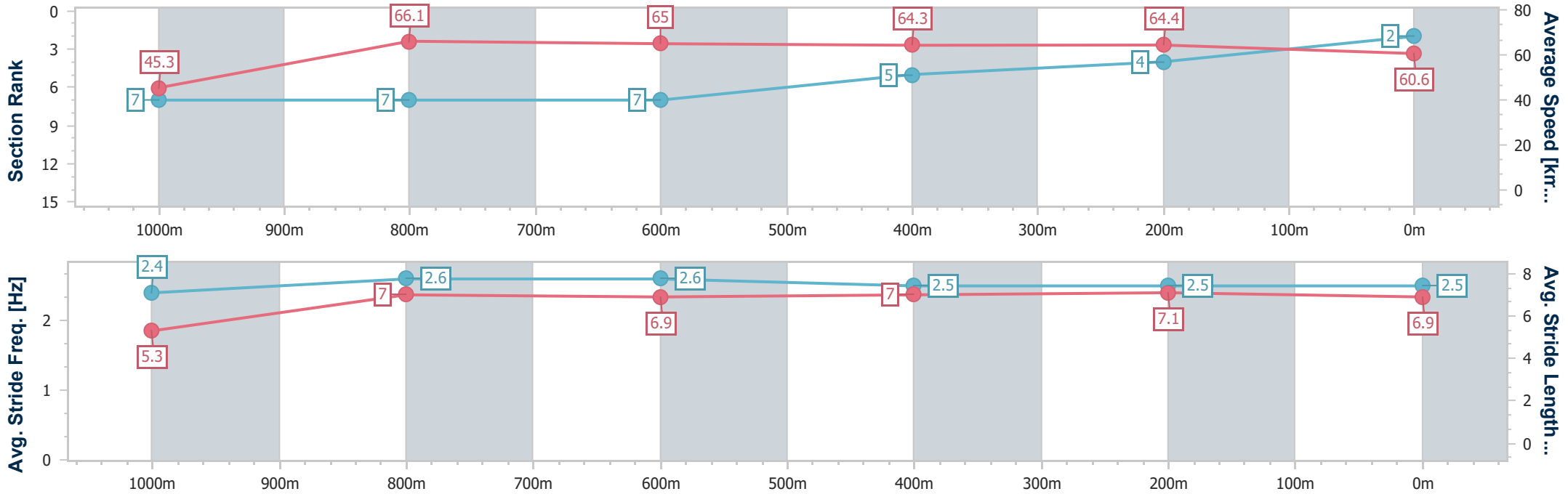
11 February 2023 - 12:04

Track Rating: Good 4, Weather: Fine, Rail Position: True Entire



BRISBANE
RACING CLUB

Section	Overall	1000m	800m	600m	400m	200m
Section Times	1:04.96 [2] (0:08.75)	0:56.21 [7] (0:10.91)	0:45.30 [7] (0:11.09)	0:34.21 [7] (0:11.15)	0:23.06 [5] (0:11.17)	0:11.89 [4] (0:11.89)
Average Speed [km/h]	45.3	66.1	65.0	64.3	64.4	60.6
Top Speed [km/h]	62.6	67.0	66.4	65.1	65.6	63.3
Avg. Dist. to Rail [m]	1.4	0.4	0.5	0.8	1.5	3.1
Avg. Stride Freq. [Hz]	2.4	2.6	2.6	2.5	2.5	2.5
Avg. Stride Length [m]	5.3	7.0	6.9	7.0	7.1	6.9



- [] Ranking at each section and finish
- .-.- No data available at this section
- NA No data available



Horse/Jockey Name	Top Fun
Final Rank	3
Fastest Section Time (Section)	0:08.69 (Overall)
Top Speed [km/h] (Section)	67.5 (1000m)
Race State	Finished



Doomben QLD Professional
Race 1: GIRLS DAY OUT 4 MARCH QTIS Two-Year-Old Handicap - 1110m

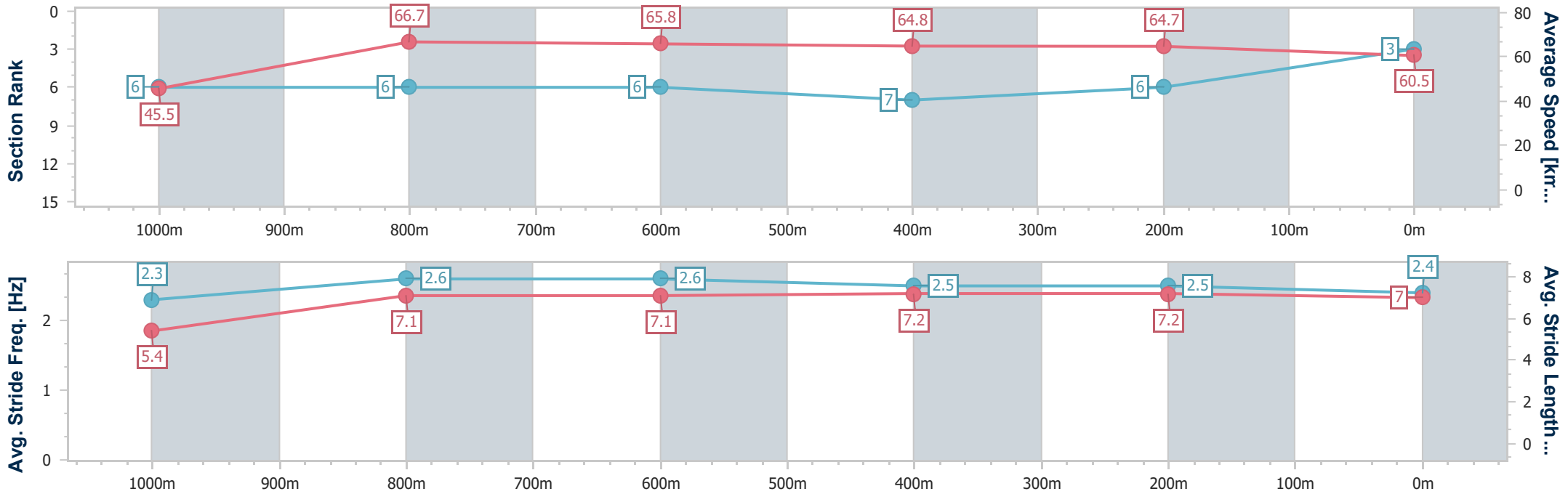
11 February 2023 - 12:04

Track Rating: Good 4, Weather: Fine, Rail Position: True Entire



BRISBANE RACING CLUB

Section	Overall	1000m	800m	600m	400m	200m
Section Times	1:05.06 [3] (0:08.69)	0:56.37 [6] (0:10.88)	0:45.49 [6] (0:11.09)	0:34.40 [6] (0:11.32)	0:23.08 [7] (0:11.18)	0:11.90 [6] (0:11.90)
Average Speed [km/h]	45.5	66.7	65.8	64.8	64.7	60.5
Top Speed [km/h]	65.5	67.5	67.3	65.7	65.7	63.8
Avg. Dist. to Rail [m]	2.5	2.3	3.0	3.1	2.7	3.9
Avg. Stride Freq. [Hz]	2.3	2.6	2.6	2.5	2.5	2.4
Avg. Stride Length [m]	5.4	7.1	7.1	7.2	7.2	7.0



- [] Ranking at each section and finish
- .-.- No data available at this section
- NA No data available



Horse/Jockey Name	Mishani Metallic
Final Rank	4
Fastest Section Time (Section)	0:08.36 (Overall)
Top Speed [km/h] (Section)	67.9 (1000m)
Race State	Finished



Doomben QLD Professional
Race 1: GIRLS DAY OUT 4 MARCH QTIS Two-Year-Old Handicap - 1110m

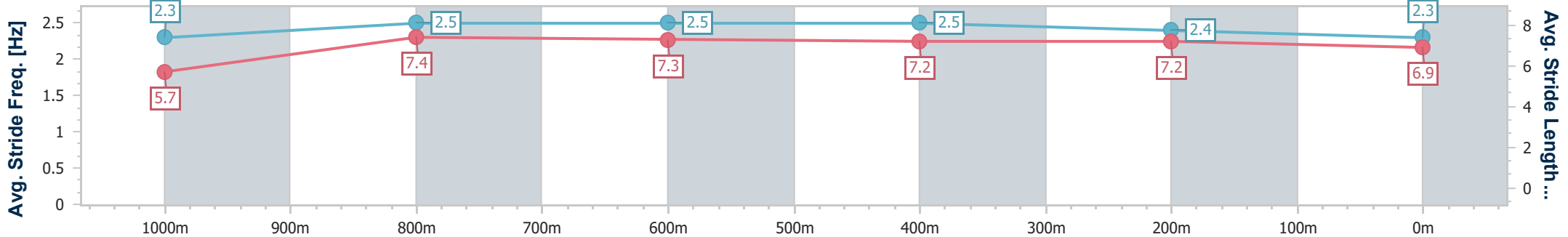
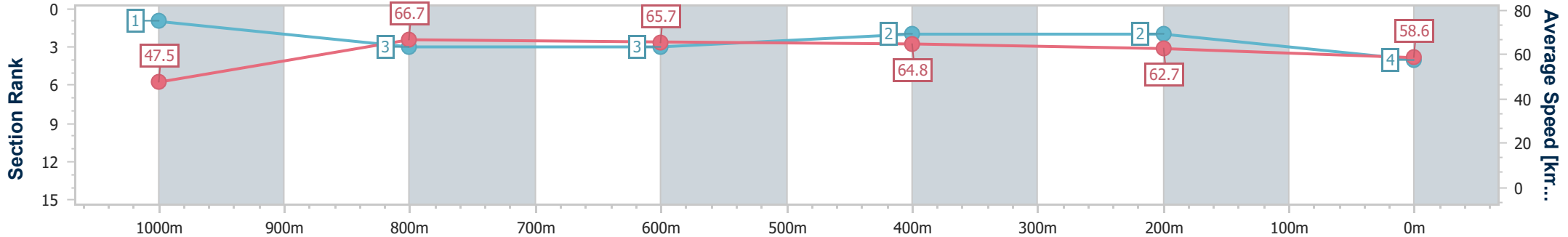
11 February 2023 - 12:04

Track Rating: Good 4, Weather: Fine, Rail Position: True Entire



BRISBANE
RACING CLUB

Section	Overall	1000m	800m	600m	400m	200m
Section Times	1:05.11 [4] (0:08.36)	0:56.75 [1] (0:10.85)	0:45.90 [3] (0:11.02)	0:34.88 [3] (0:11.16)	0:23.72 [2] (0:11.43)	0:12.29 [2] (0:12.29)
Average Speed [km/h]	47.5	66.7	65.7	64.8	62.7	58.6
Top Speed [km/h]	67.1	67.9	66.2	66.1	65.3	60.9
Avg. Dist. to Rail [m]	6.3	2.0	1.3	0.8	0.8	0.8
Avg. Stride Freq. [Hz]	2.3	2.5	2.5	2.5	2.4	2.3
Avg. Stride Length [m]	5.7	7.4	7.3	7.2	7.2	6.9



- [] Ranking at each section and finish
- .-.- No data available at this section
- NA No data available



Horse/Jockey Name	Tengun Ready
Final Rank	5
Fastest Section Time (Section)	0:08.41 (Overall)
Top Speed [km/h] (Section)	69.0 (1000m)
Race State	Finished



Doomben QLD Professional
Race 1: GIRLS DAY OUT 4 MARCH QTIS Two-Year-Old Handicap - 1110m

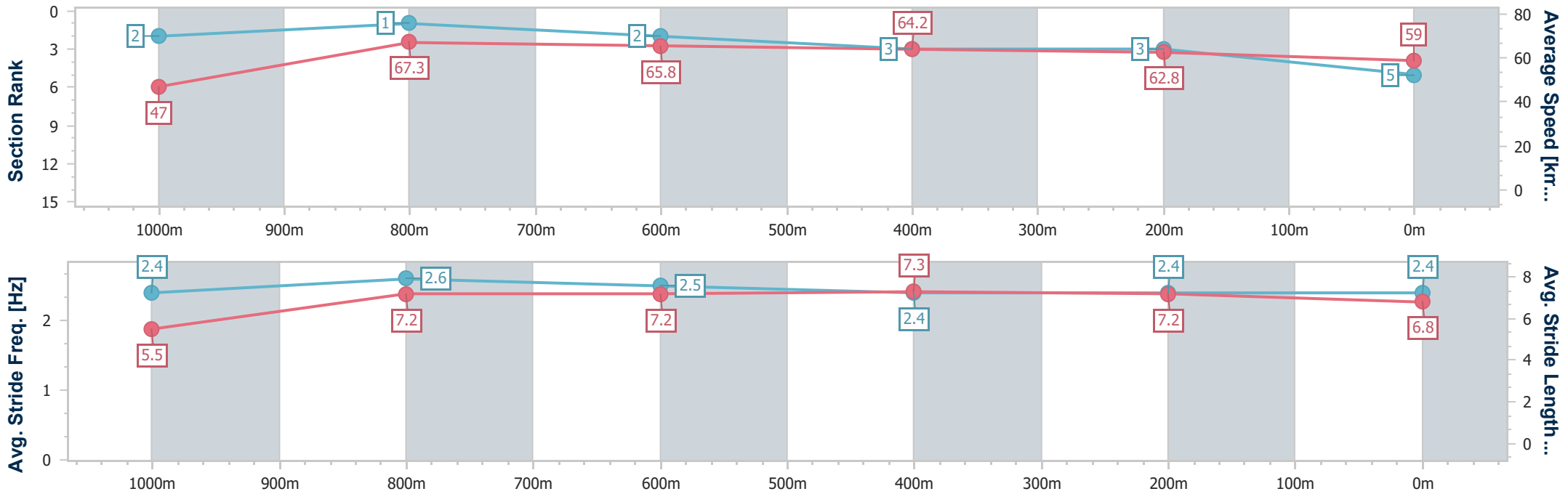
11 February 2023 - 12:04

Track Rating: Good 4, Weather: Fine, Rail Position: True Entire



BRISBANE RACING CLUB

Section	Overall	1000m	800m	600m	400m	200m
Section Times	1:05.27 [5] (0:08.41)	0:56.86 [2] (0:10.72)	0:46.14 [1] (0:11.09)	0:35.05 [2] (0:11.35)	0:23.70 [3] (0:11.50)	0:12.20 [3] (0:12.20)
Average Speed [km/h]	47.0	67.3	65.8	64.2	62.8	59.0
Top Speed [km/h]	66.9	69.0	66.9	65.7	64.1	63.9
Avg. Dist. to Rail [m]	4.2	0.6	2.8	1.9	2.0	2.4
Avg. Stride Freq. [Hz]	2.4	2.6	2.5	2.4	2.4	2.4
Avg. Stride Length [m]	5.5	7.2	7.2	7.3	7.2	6.8



- [] Ranking at each section and finish
- .-.- No data available at this section
- NA No data available



Horse/Jockey Name	Approval
Final Rank	6
Fastest Section Time (Section)	0:08.46 (Overall)
Top Speed [km/h] (Section)	67.4 (1000m)
Race State	Finished



Doomben QLD Professional
Race 1: GIRLS DAY OUT 4 MARCH QTIS Two-Year-Old Handicap - 1110m

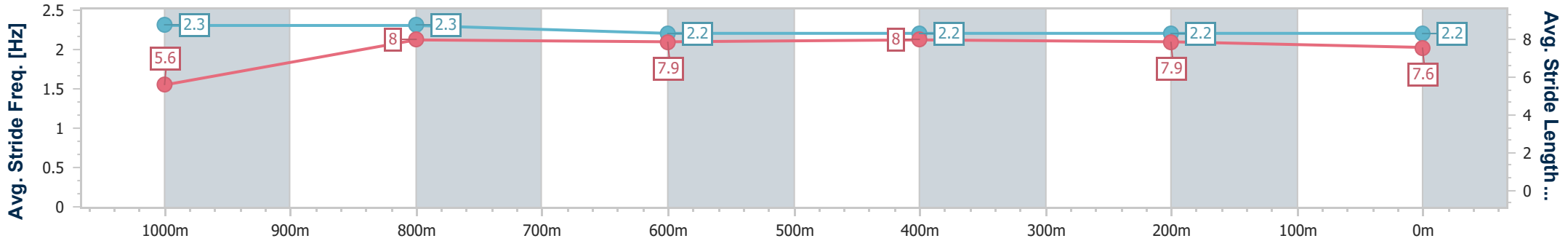
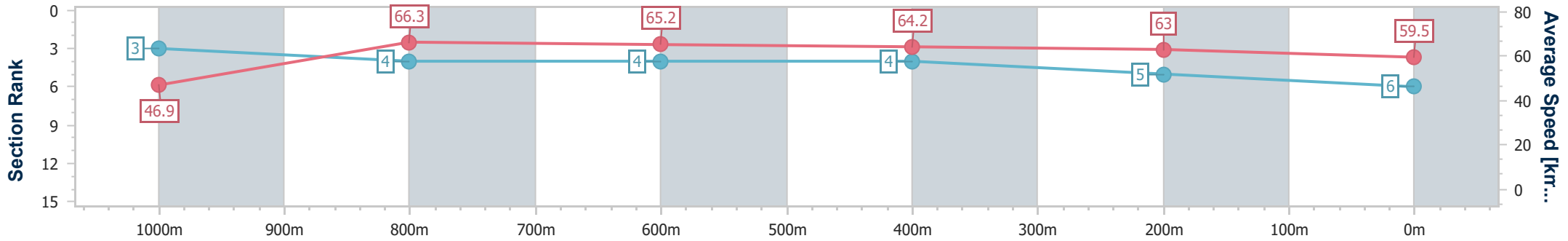
11 February 2023 - 12:04

Track Rating: Good 4, Weather: Fine, Rail Position: True Entire



BRISBANE RACING CLUB

Section	Overall	1000m	800m	600m	400m	200m
Section Times	1:05.29 [6] (0:08.46)	0:56.83 [3] (0:10.87)	0:45.96 [4] (0:11.12)	0:34.84 [4] (0:11.32)	0:23.52 [4] (0:11.42)	0:12.10 [5] (0:12.10)
Average Speed [km/h]	46.9	66.3	65.2	64.2	63.0	59.5
Top Speed [km/h]	65.6	67.4	66.7	66.1	63.9	63.2
Avg. Dist. to Rail [m]	2.8	0.5	1.5	1.7	1.8	5.5
Avg. Stride Freq. [Hz]	2.3	2.3	2.2	2.2	2.2	2.2
Avg. Stride Length [m]	5.6	8.0	7.9	8.0	7.9	7.6



- [] Ranking at each section and finish
- .-.- No data available at this section
- NA No data available



Horse/Jockey Name	Cerared
Final Rank	7
Fastest Section Time (Section)	0:09.22 (Overall)
Top Speed [km/h] (Section)	68.3 (1000m)
Race State	Finished



Doomben QLD Professional
Race 1: GIRLS DAY OUT 4 MARCH QTIS Two-Year-Old Handicap - 1110m

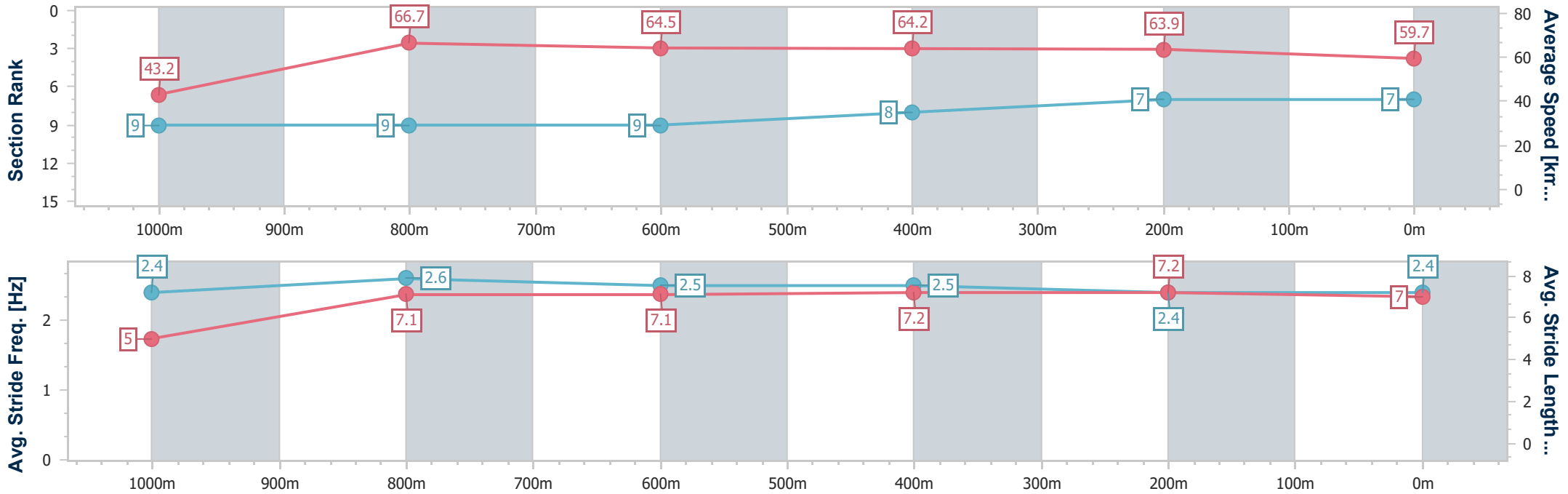
11 February 2023 - 12:04

Track Rating: Good 4, Weather: Fine, Rail Position: True Entire



BRISBANE RACING CLUB

Section	Overall	1000m	800m	600m	400m	200m
Section Times	1:05.53 [7] (0:09.22)	0:56.31 [9] (0:10.76)	0:45.55 [9] (0:11.10)	0:34.45 [9] (0:11.12)	0:23.33 [8] (0:11.23)	0:12.10 [7] (0:12.10)
Average Speed [km/h]	43.2	66.7	64.5	64.2	63.9	59.7
Top Speed [km/h]	66.1	68.3	66.2	66.2	65.2	61.7
Avg. Dist. to Rail [m]	6.1	0.5	1.3	1.2	2.3	4.8
Avg. Stride Freq. [Hz]	2.4	2.6	2.5	2.5	2.4	2.4
Avg. Stride Length [m]	5.0	7.1	7.1	7.2	7.2	7.0



- [] Ranking at each section and finish
- .-.- No data available at this section
- NA No data available



Horse/Jockey Name	Cyberwars
Final Rank	8
Fastest Section Time (Section)	0:08.98 (Overall)
Top Speed [km/h] (Section)	67.9 (1000m)
Race State	Finished



Doomben QLD Professional
Race 1: GIRLS DAY OUT 4 MARCH QTIS Two-Year-Old Handicap - 1110m

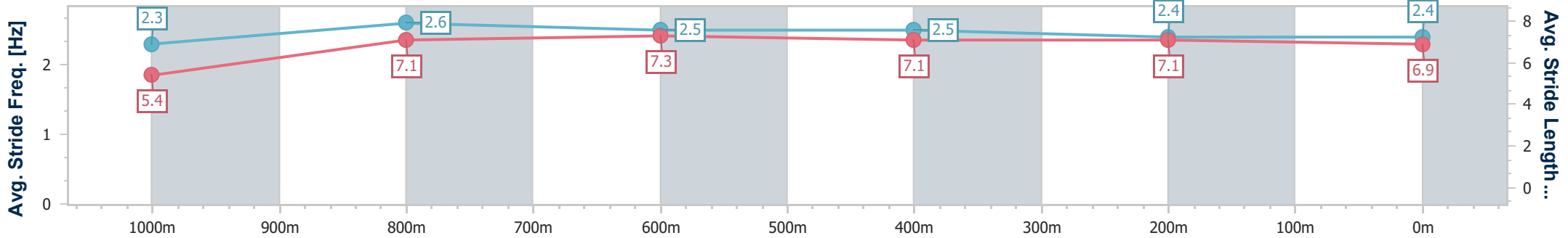
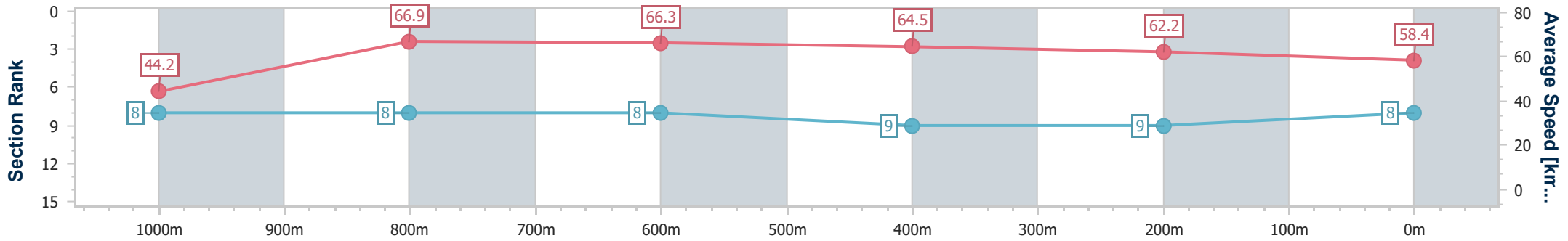
11 February 2023 - 12:04

Track Rating: Good 4, Weather: Fine, Rail Position: True Entire



BRISBANE
RACING CLUB

Section	Overall	1000m	800m	600m	400m	200m
Section Times	1:06.07 [8] (0:08.98)	0:57.09 [8] (0:10.80)	0:46.29 [8] (0:10.95)	0:35.34 [8] (0:11.33)	0:24.01 [9] (0:11.68)	0:12.33 [9] (0:12.33)
Average Speed [km/h]	44.2	66.9	66.3	64.5	62.2	58.4
Top Speed [km/h]	65.8	67.9	67.6	67.1	63.2	61.4
Avg. Dist. to Rail [m]	5.4	1.9	1.6	2.4	4.6	5.1
Avg. Stride Freq. [Hz]	2.3	2.6	2.5	2.5	2.4	2.4
Avg. Stride Length [m]	5.4	7.1	7.3	7.1	7.1	6.9



- [] Ranking at each section and finish
- .-.- No data available at this section
- NA No data available



Horse/Jockey Name	Queen's Arms
Final Rank	9
Fastest Section Time (Section)	0:08.56 (Overall)
Top Speed [km/h] (Section)	68.9 (1000m)
Race State	Finished



Doomben QLD Professional
Race 1: GIRLS DAY OUT 4 MARCH QTIS Two-Year-Old Handicap - 1110m

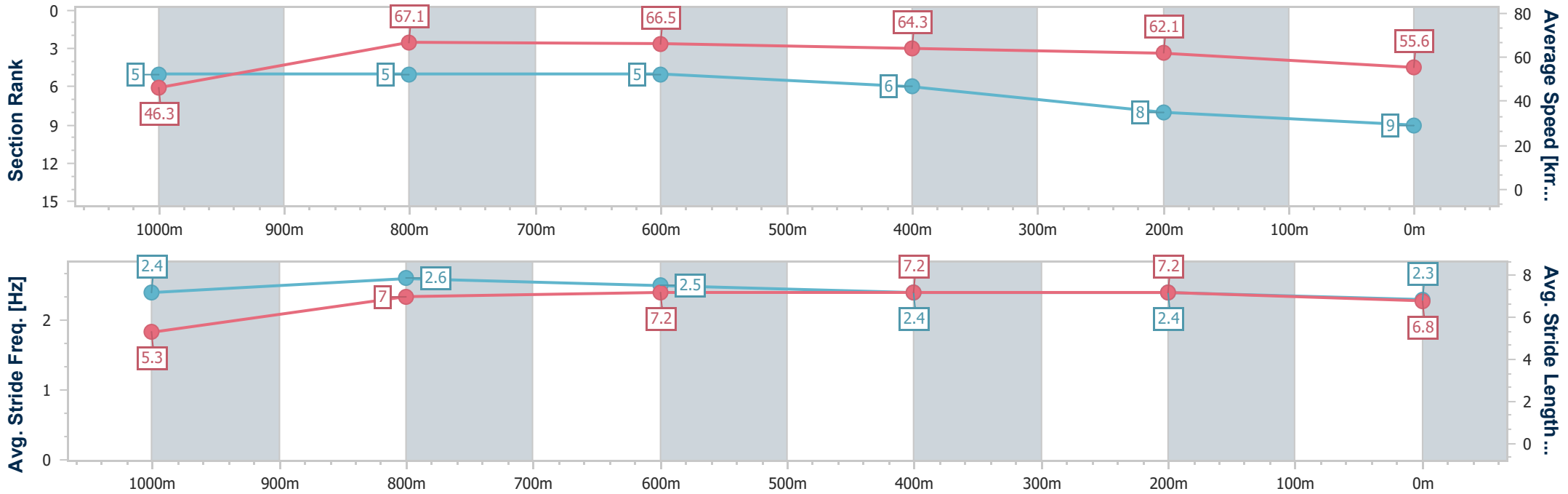
11 February 2023 - 12:04

Track Rating: Good 4, Weather: Fine, Rail Position: True Entire



BRISBANE
RACING CLUB

Section	Overall	1000m	800m	600m	400m	200m
Section Times	1:06.70 [9] (0:08.56)	0:58.14 [5] (0:10.83)	0:47.31 [5] (0:11.16)	0:36.15 [5] (0:11.50)	0:24.65 [6] (0:11.69)	0:12.96 [8] (0:12.96)
Average Speed [km/h]	46.3	67.1	66.5	64.3	62.1	55.6
Top Speed [km/h]	67.7	68.9	67.9	67.5	64.2	59.5
Avg. Dist. to Rail [m]	7.4	3.1	5.8	4.7	5.5	1.5
Avg. Stride Freq. [Hz]	2.4	2.6	2.5	2.4	2.4	2.3
Avg. Stride Length [m]	5.3	7.0	7.2	7.2	7.2	6.8



- [] Ranking at each section and finish
- .-.- No data available at this section
- NA No data available