

Track Rating: Good 3, Weather: , Rail Position: +2m Entire

Section		Overall	1400m	1200m	1000m	800m	600m	400m	Last 600m				
Field Times		1:41.09 (0:18.20)	1:22.89 (0:10.96)	1:11.93 (0:11.27)	1:00.66 (0:11.88)	0:48.78 (0:12.36)	0:36.42 (0:12.15)	0:24.27 (0:12.18)	0:36.42				
Rank	TAB Horse/Jockey	Barrier	Top Speed [km/h]	Fastest Section									Distance Travelled [m]
1	6 EYELEFTIT Angela Jones	4	66.5 1400m	0:11.10 1400m	1:41.09 [1] (0:19.14)	1:21.95 [9] (0:11.10)	1:10.85 [9] (0:11.59)	0:59.26 [9] (0:11.80)	0:47.46 [10] (0:11.95)	0:35.51 [9] (0:12.03)	0:23.48 [7] (0:11.95)	0:35.51	
2	1 READILY AVAILABULL Justin Huxtable	7	67.0 1400m	0:11.13 1400m	1:41.39 [2] (0:18.33)	1:23.06 [3] (0:11.13)	1:11.93 [4] (0:11.62)	1:00.31 [4] (0:11.95)	0:48.36 [5] (0:12.23)	0:36.13 [4] (0:11.91)	0:24.22 [4] (0:11.90)	0:36.13	-1
3	8 VANCITY Wanderson D'Avila	6	66.2 Overall	0:11.26 1400m	1:41.40 [3] (0:18.33)	1:23.07 [5] (0:11.26)	1:11.81 [6] (0:11.57)	1:00.24 [6] (0:11.87)	0:48.37 [6] (0:12.06)	0:36.31 [6] (0:12.13)	0:24.18 [6] (0:12.18)	0:36.31	-4
4	7 PRETTY FLASH Samantha Collett	5	65.9 1400m	0:11.13 1400m	1:41.44 [4] (0:18.74)	1:22.70 [7] (0:11.13)	1:11.57 [8] (0:11.55)	1:00.02 [7] (0:11.81)	0:48.21 [7] (0:11.84)	0:36.37 [5] (0:11.84)	0:24.53 [3] (0:12.12)	0:36.37	+0
4	2 SPILL THE SECRET Justin Stanley	3	66.3 1400m	0:11.15 1400m	1:41.44 [4] (0:18.39)	1:23.05 [6] (0:11.15)	1:11.90 [5] (0:11.49)	1:00.41 [5] (0:11.82)	0:48.59 [3] (0:12.15)	0:36.44 [3] (0:12.02)	0:24.42 [5] (0:12.11)	0:36.44	-7
6	11 DEDORS LAD Cody Collis	2	66.8 1400m	0:10.96 1400m	1:41.50 [6] (0:18.20)	1:23.30 [1] (0:10.96)	1:12.34 [1] (0:11.27)	1:01.07 [1] (0:11.88)	0:49.19 [1] (0:12.36)	0:36.83 [1] (0:12.18)	0:24.65 [1] (0:12.15)	0:36.83	-4
7	3 WINSTON SMURFHILL Ben Thompson	8	67.2 1400m	0:11.00 1400m	1:41.75 [7] (0:18.21)	1:23.54 [2] (0:11.00)	1:12.54 [2] (0:11.41)	1:01.13 [2] (0:11.90)	0:49.23 [2] (0:12.26)	0:36.97 [2] (0:12.04)	0:24.93 [2] (0:12.27)	0:36.97	-2
8	10 DIAMOND DAGGER Rikki Jamieson	9	66.1 1200m	0:11.16 1400m	1:42.76 [8] (0:19.37)	1:23.39 [10] (0:11.16)	1:12.23 [10] (0:11.30)	1:00.93 [10] (0:11.71)	0:49.22 [9] (0:11.96)	0:37.26 [10] (0:12.07)	0:25.19 [8] (0:12.47)	0:37.26	+8
9	9 COPPERCHINO Jason Taylor	1	65.8 1200m	0:11.09 1400m	1:44.53 [9] (0:18.74)	1:25.79 [7] (0:11.09)	1:14.70 [7] (0:11.61)	1:03.09 [8] (0:11.83)	0:51.26 [8] (0:12.10)	0:39.16 [7] (0:12.25)	0:26.91 [9] (0:12.77)	0:39.16	+0
10	5 DESHORENTE Nozi Tomizawa	10	67.9 1400m	0:11.00 1400m	1:46.58 [10] (0:18.33)	1:28.25 [4] (0:11.00)	1:17.25 [3] (0:11.43)	1:05.82 [3] (0:12.15)	0:53.67 [4] (0:12.58)	0:41.09 [8] (0:13.05)	0:28.04 [10] (0:13.59)	0:41.09	+7

Scratched: Spirit Of Giving (#4)

Track Rating: Good 3, Weather: , Rail Position: +2m Entire

Section							200m			Last 600m
Field Times							0:12.09			0:36.42
							(0:12.09)			
Rank	TAB	Horse/Jockey	Barrier	Top Speed [km/h]	Fastest Section	Margin			Distance Travelled [m]	
1	6	<b>EYELEFTIT</b> Angela Jones	4	66.5 1400m	0:11.10 1400m	0:11.53 [7] (0:11.53)	1:41.09		0:35.51	
2	1	<b>READILY AVAILABULL</b> Justin Huxtable	7	67.0 1400m	0:11.13 1400m	0:12.32 [1] (0:12.32)	1.8L		0:36.13 -1	
3	8	<b>VANCITY</b> Wanderson D'Avila	6	66.2 Overall	0:11.26 1400m	0:12.00 [6] (0:12.00)	1.9L		0:36.31 -4	
4	7	<b>PRETTY FLASH</b> Samantha Collett	5	65.9 1400m	0:11.13 1400m	0:12.41 [3] (0:12.41)	2.1L		0:36.37 +0	
4	2	<b>SPILL THE SECRET</b> Justin Stanley	3	66.3 1400m	0:11.15 1400m	0:12.31 [5] (0:12.31)	2.1L		0:36.44 -7	
6	11	<b>DEDORS LAD</b> Cody Collis	2	66.8 1400m	0:10.96 1400m	0:12.50 [2] (0:12.50)	2.4L		0:36.83 -4	
7	3	<b>WINSTON SMURFHILL</b> Ben Thompson	8	67.2 1400m	0:11.00 1400m	0:12.66 [4] (0:12.66)	3.7L		0:36.97 -2	
8	10	<b>DIAMOND DAGGER</b> Rikki Jamieson	9	66.1 1200m	0:11.16 1400m	0:12.72 [8] (0:12.72)	9.5L		0:37.26 +8	
9	9	<b>COPPERCHINO</b> Jason Taylor	1	65.8 1200m	0:11.09 1400m	0:14.14 [9] (0:14.14)	19.8L		0:39.16 +0	
10	5	<b>DESHORENTE</b> Nozi Tomizawa	10	67.9 1400m	0:11.00 1400m	0:14.45 [10] (0:14.45)	31.8L		0:41.09 +7	

Scratched: Spirit Of Giving (#4)



Horse/Jockey Name	Eyeleftit
Final Rank	1
Fastest Section Time (Section)	0:11.10 (1400m)
Top Speed [km/h] (Section)	66.5 (1400m)
Race State	Finished



### Ipswich QLD Professional

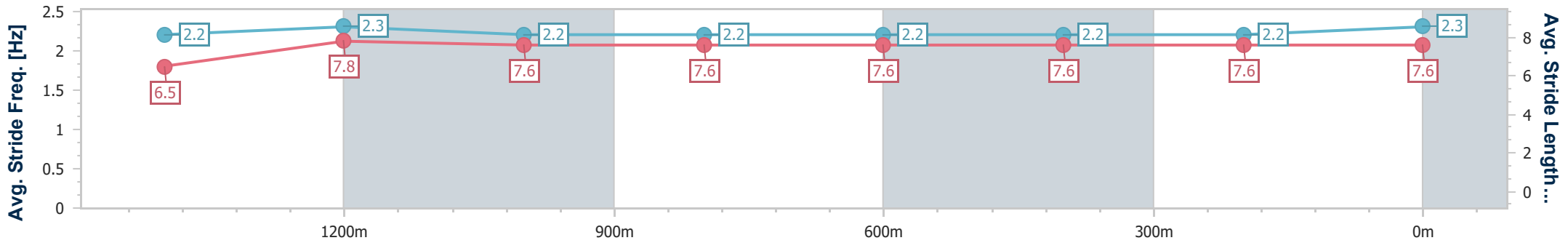
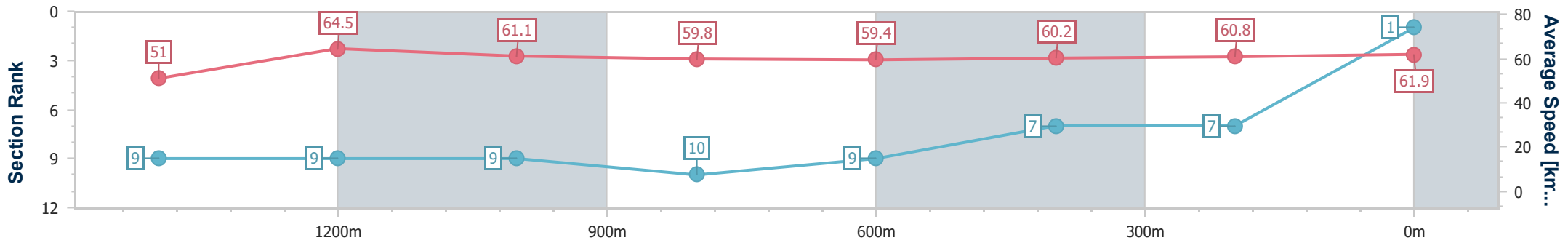
Race 4: TAB Class 1 Handicap - 1670m

09 February 2023 - 15:40



Track Rating: Good 3, Weather: , Rail Position: +2m Entire

Section	Overall	1400m	1200m	1000m	800m	600m	400m	200m
Section Times	1:41.09 [1] (0:19.14)	1:21.95 [9] (0:11.10)	1:10.85 [9] (0:11.59)	0:59.26 [9] (0:11.80)	0:47.46 [10] (0:11.95)	0:35.51 [9] (0:12.03)	0:23.48 [7] (0:11.95)	0:11.53 [7] (0:11.53)
Average Speed [km/h]	51.0	64.5	61.1	59.8	59.4	60.2	60.8	61.9
Top Speed [km/h]	64.5	66.5	65.9	63.0	61.4	61.3	61.9	63.9
Avg. Dist. to Rail [m]	2.5	0.7	0.3	0.9	0.8	1.5	3.2	6.9
Avg. Stride Freq. [Hz]	2.2	2.3	2.2	2.2	2.2	2.2	2.2	2.3
Avg. Stride Length [m]	6.5	7.8	7.6	7.6	7.6	7.6	7.6	7.6



- [ ] Ranking at each section and finish
- .-.- No data available at this section
- NA No data available



Horse/Jockey Name	Readily Availabull
Final Rank	2
Fastest Section Time (Section)	0:11.13 (1400m)
Top Speed [km/h] (Section)	67.0 (1400m)
Race State	Finished



### Ipswich QLD Professional

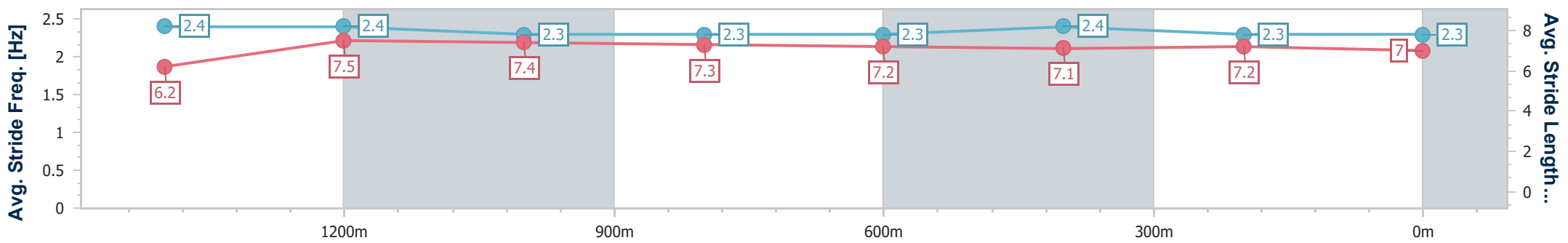
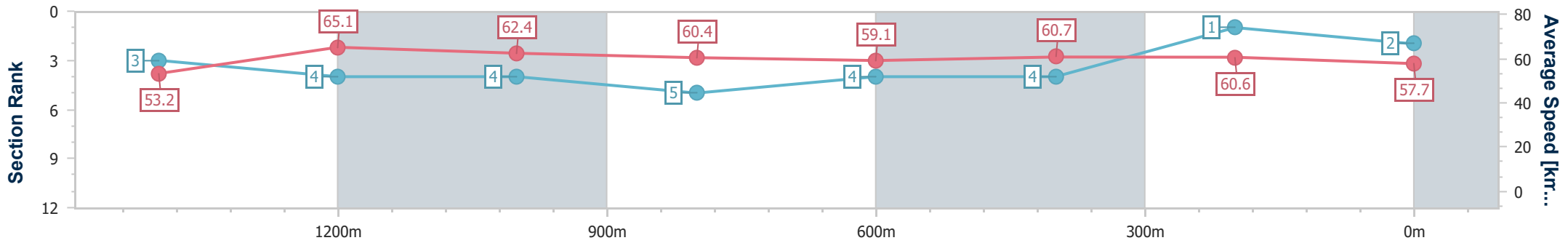
Race 4: TAB Class 1 Handicap - 1670m

09 February 2023 - 15:40



Track Rating: Good 3, Weather: , Rail Position: +2m Entire

Section	Overall	1400m	1200m	1000m	800m	600m	400m	200m
Section Times	1:41.39 [2] (0:18.33)	1:23.06 [3] (0:11.13)	1:11.93 [4] (0:11.62)	1:00.31 [4] (0:11.95)	0:48.36 [5] (0:12.23)	0:36.13 [4] (0:11.91)	0:24.22 [4] (0:11.90)	0:12.32 [1] (0:12.32)
Average Speed [km/h]	53.2	65.1	62.4	60.4	59.1	60.7	60.6	57.7
Top Speed [km/h]	66.9	67.0	65.5	62.3	60.8	62.0	62.4	61.5
Avg. Dist. to Rail [m]	4.4	0.3	0.9	0.9	0.3	0.5	2.8	3.9
Avg. Stride Freq. [Hz]	2.4	2.4	2.3	2.3	2.3	2.4	2.3	2.3
Avg. Stride Length [m]	6.2	7.5	7.4	7.3	7.2	7.1	7.2	7.0



- [ ] Ranking at each section and finish
- .-.- No data available at this section
- NA No data available



Horse/Jockey Name	Vancity
Final Rank	3
Fastest Section Time (Section)	0:11.26 (1400m)
Top Speed [km/h] (Section)	66.2 (Overall)
Race State	Finished



### Ipswich QLD Professional

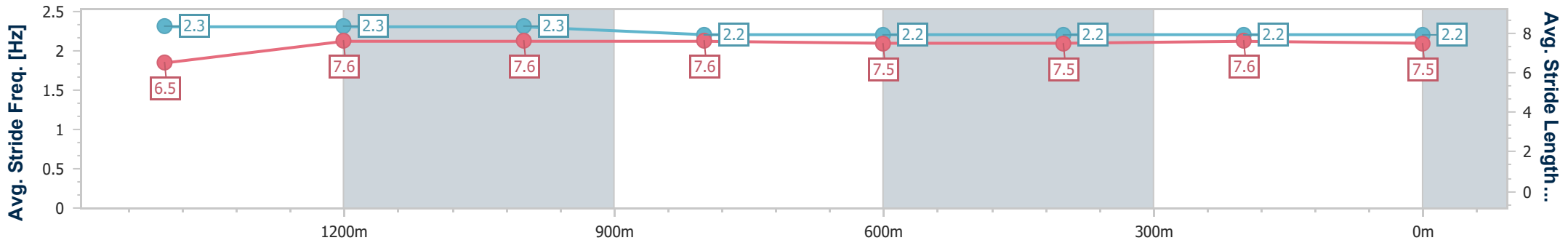
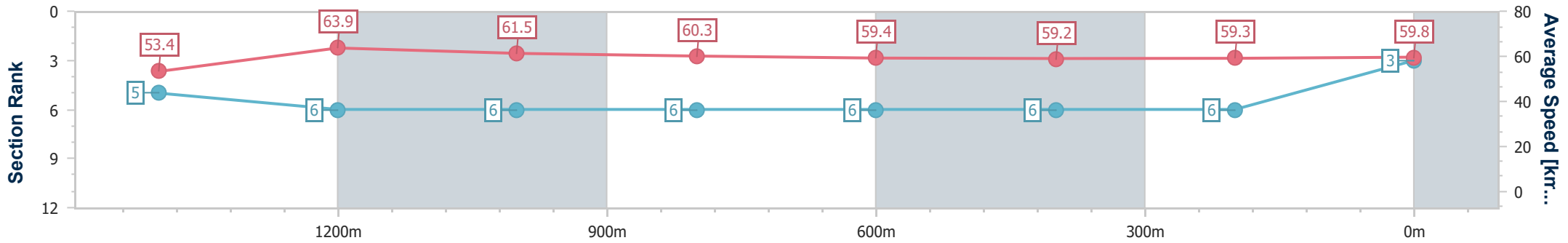
Race 4: TAB Class 1 Handicap - 1670m

09 February 2023 - 15:40



Track Rating: Good 3, Weather: , Rail Position: +2m Entire

Section	Overall	1400m	1200m	1000m	800m	600m	400m	200m
Section Times	1:41.40 [3] (0:18.33)	1:23.07 [5] (0:11.26)	1:11.81 [6] (0:11.57)	1:00.24 [6] (0:11.87)	0:48.37 [6] (0:12.06)	0:36.31 [6] (0:12.13)	0:24.18 [6] (0:12.18)	0:12.00 [6] (0:12.00)
Average Speed [km/h]	53.4	63.9	61.5	60.3	59.4	59.2	59.3	59.8
Top Speed [km/h]	66.2	66.0	64.0	62.4	60.8	61.0	60.3	61.2
Avg. Dist. to Rail [m]	3.7	0.3	0.4	0.4	0.4	1.5	1.8	4.7
Avg. Stride Freq. [Hz]	2.3	2.3	2.3	2.2	2.2	2.2	2.2	2.2
Avg. Stride Length [m]	6.5	7.6	7.6	7.6	7.5	7.5	7.6	7.5



- [ ] Ranking at each section and finish
- .-.- No data available at this section
- NA No data available



Horse/Jockey Name	Spill The Secret
Final Rank	4
Fastest Section Time (Section)	0:11.15 (1400m)
Top Speed [km/h] (Section)	66.3 (1400m)
Race State	Finished



### Ipswich QLD Professional

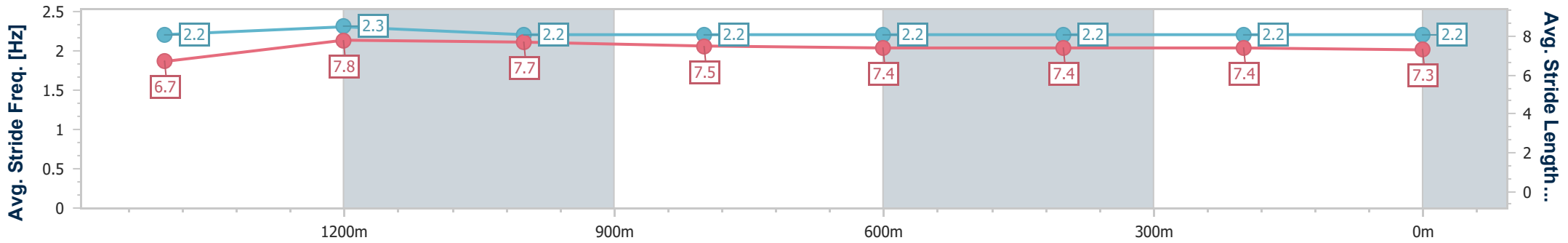
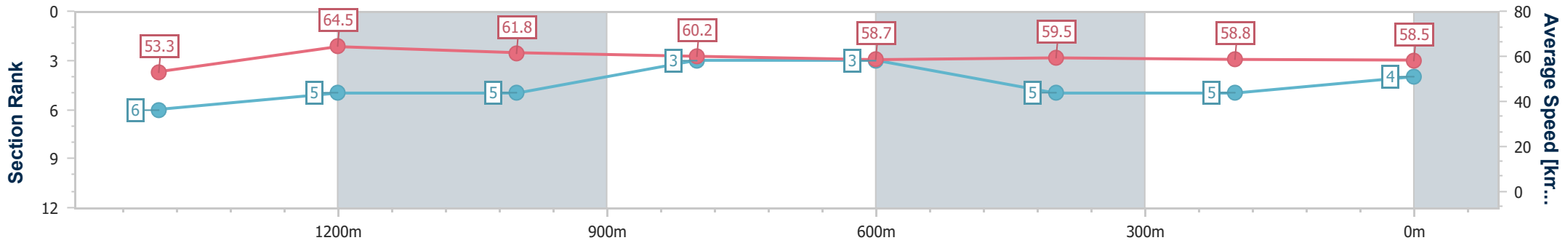
Race 4: TAB Class 1 Handicap - 1670m

09 February 2023 - 15:40



Track Rating: Good 3, Weather: , Rail Position: +2m Entire

Section	Overall	1400m	1200m	1000m	800m	600m	400m	200m
Section Times	1:41.44 [4] (0:18.39)	1:23.05 [6] (0:11.15)	1:11.90 [5] (0:11.49)	1:00.41 [5] (0:11.82)	0:48.59 [3] (0:12.15)	0:36.44 [3] (0:12.02)	0:24.42 [5] (0:12.11)	0:12.31 [5] (0:12.31)
Average Speed [km/h]	53.3	64.5	61.8	60.2	58.7	59.5	58.8	58.5
Top Speed [km/h]	65.1	66.3	65.0	62.3	60.8	61.0	60.6	59.7
Avg. Dist. to Rail [m]	4.3	0.4	1.3	2.3	2.6	1.1	0.6	0.6
Avg. Stride Freq. [Hz]	2.2	2.3	2.2	2.2	2.2	2.2	2.2	2.2
Avg. Stride Length [m]	6.7	7.8	7.7	7.5	7.4	7.4	7.4	7.3



- [ ] Ranking at each section and finish
- .-.- No data available at this section
- NA No data available



Horse/Jockey Name	Pretty Flash
Final Rank	4
Fastest Section Time (Section)	0:11.13 (1400m)
Top Speed [km/h] (Section)	65.9 (1400m)
Race State	Finished



### Ipswich QLD Professional

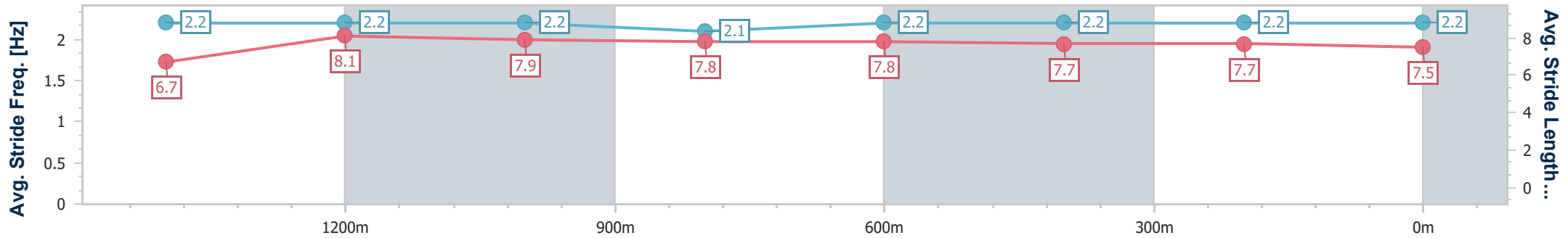
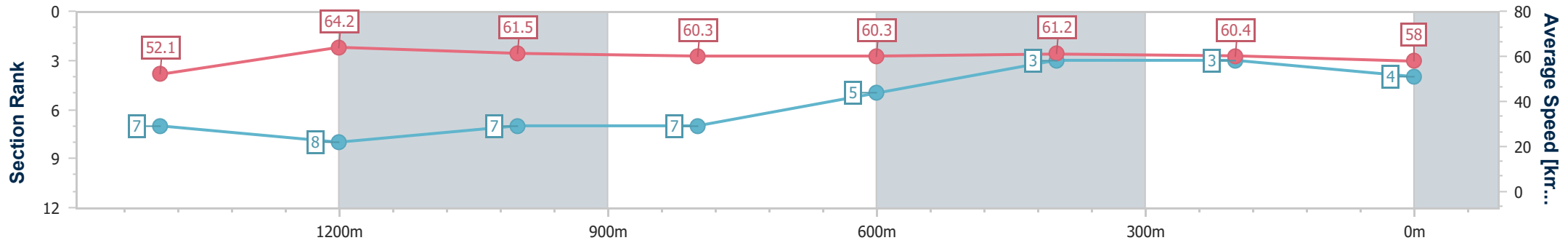
Race 4: TAB Class 1 Handicap - 1670m

09 February 2023 - 15:40



Track Rating: Good 3, Weather: , Rail Position: +2m Entire

Section	Overall	1400m	1200m	1000m	800m	600m	400m	200m
Section Times	1:41.44 [4] (0:18.74)	1:22.70 [7] (0:11.13)	1:11.57 [8] (0:11.55)	1:00.02 [7] (0:11.81)	0:48.21 [7] (0:11.84)	0:36.37 [5] (0:11.84)	0:24.53 [3] (0:12.12)	0:12.41 [3] (0:12.41)
Average Speed [km/h]	52.1	64.2	61.5	60.3	60.3	61.2	60.4	58.0
Top Speed [km/h]	65.5	65.9	65.4	62.6	62.7	62.7	61.9	60.6
Avg. Dist. to Rail [m]	2.6	0.9	1.3	0.5	1.7	2.9	3.8	4.4
Avg. Stride Freq. [Hz]	2.2	2.2	2.2	2.1	2.2	2.2	2.2	2.2
Avg. Stride Length [m]	6.7	8.1	7.9	7.8	7.8	7.7	7.7	7.5



- [ ] Ranking at each section and finish
- .-.- No data available at this section
- NA No data available



Horse/Jockey Name	Dedors Lad
Final Rank	6
Fastest Section Time (Section)	0:10.96 (1400m)
Top Speed [km/h] (Section)	66.8 (1400m)
Race State	Finished



### Ipswich QLD Professional

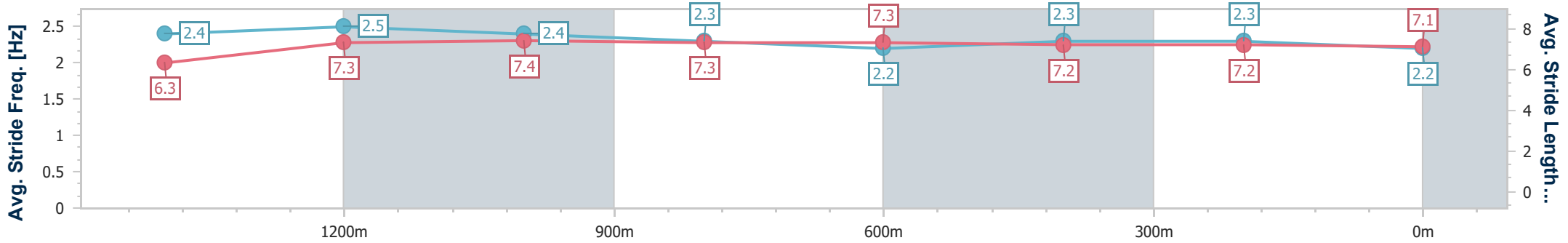
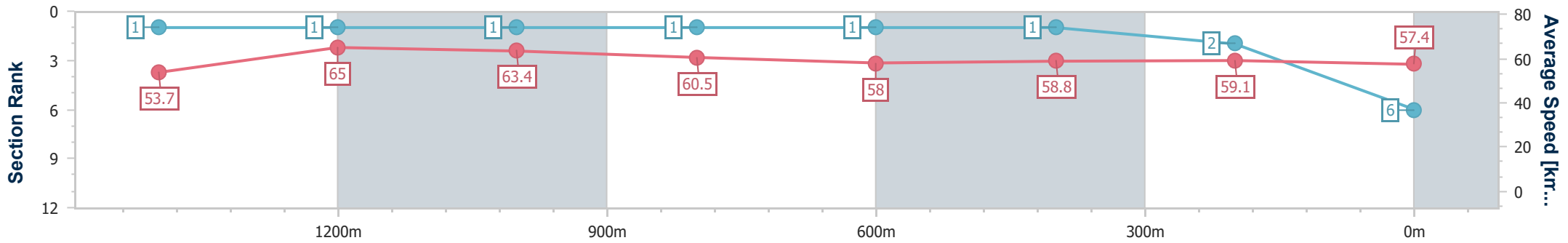
Race 4: TAB Class 1 Handicap - 1670m

09 February 2023 - 15:40



Track Rating: Good 3, Weather: , Rail Position: +2m Entire

Section	Overall	1400m	1200m	1000m	800m	600m	400m	200m
Section Times	1:41.50 [6] (0:18.20)	1:23.30 [1] (0:10.96)	1:12.34 [1] (0:11.27)	1:01.07 [1] (0:11.88)	0:49.19 [1] (0:12.36)	0:36.83 [1] (0:12.18)	0:24.65 [1] (0:12.15)	0:12.50 [2] (0:12.50)
Average Speed [km/h]	53.7	65.0	63.4	60.5	58.0	58.8	59.1	57.4
Top Speed [km/h]	65.8	66.8	66.8	63.2	60.3	60.1	60.6	59.5
Avg. Dist. to Rail [m]	1.9	1.2	1.6	1.4	1.8	1.3	0.8	1.0
Avg. Stride Freq. [Hz]	2.4	2.5	2.4	2.3	2.2	2.3	2.3	2.2
Avg. Stride Length [m]	6.3	7.3	7.4	7.3	7.3	7.2	7.2	7.1



- [ ] Ranking at each section and finish
- .-.- No data available at this section
- NA No data available





Horse/Jockey Name	Winston Smurfhill
Final Rank	7
Fastest Section Time (Section)	0:11.00 (1400m)
Top Speed [km/h] (Section)	67.2 (1400m)
Race State	Finished



### Ipswich QLD Professional

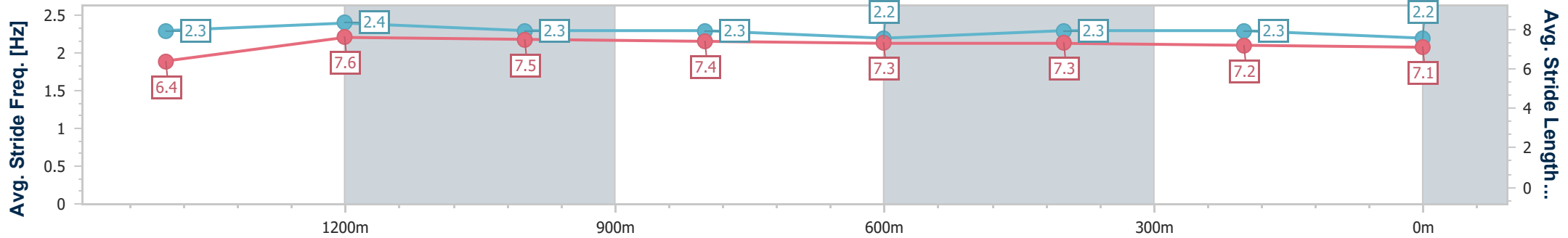
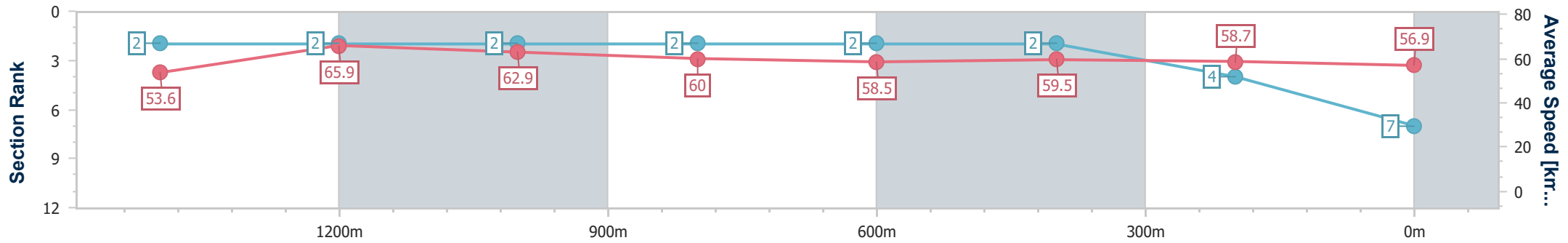
Race 4: TAB Class 1 Handicap - 1670m

09 February 2023 - 15:40



Track Rating: Good 3, Weather: , Rail Position: +2m Entire

Section	Overall	1400m	1200m	1000m	800m	600m	400m	200m
Section Times	1:41.75 [7] (0:18.21)	1:23.54 [2] (0:11.00)	1:12.54 [2] (0:11.41)	1:01.13 [2] (0:11.90)	0:49.23 [2] (0:12.26)	0:36.97 [2] (0:12.04)	0:24.93 [2] (0:12.27)	0:12.66 [4] (0:12.66)
Average Speed [km/h]	53.6	65.9	62.9	60.0	58.5	59.5	58.7	56.9
Top Speed [km/h]	66.8	67.2	66.1	62.7	60.4	61.4	61.1	59.6
Avg. Dist. to Rail [m]	6.4	1.2	0.4	0.5	0.4	0.5	1.1	1.8
Avg. Stride Freq. [Hz]	2.3	2.4	2.3	2.3	2.2	2.3	2.3	2.2
Avg. Stride Length [m]	6.4	7.6	7.5	7.4	7.3	7.3	7.2	7.1



- [ ] Ranking at each section and finish
- .-.- No data available at this section
- NA No data available



Horse/Jockey Name	Diamond Dagger
Final Rank	8
Fastest Section Time (Section)	0:11.16 (1400m)
Top Speed [km/h] (Section)	66.1 (1200m)
Race State	Finished



### Ipswich QLD Professional

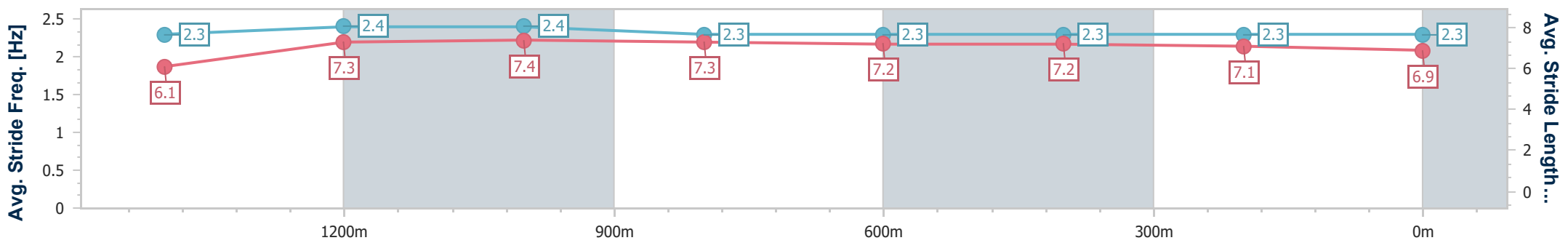
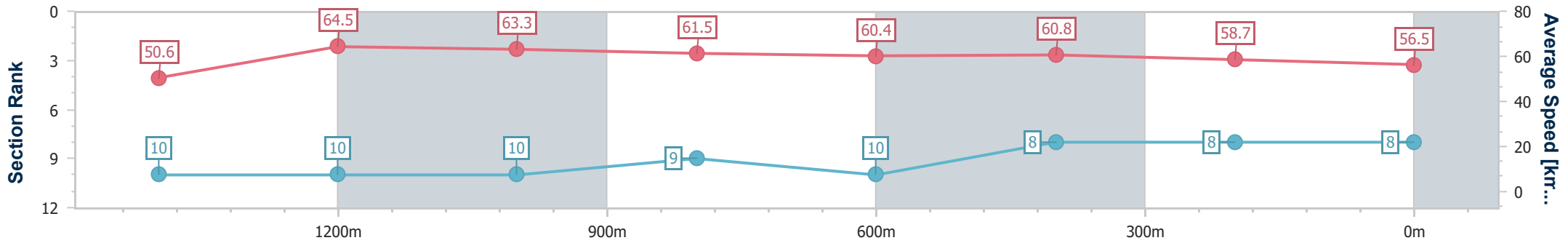
Race 4: TAB Class 1 Handicap - 1670m

09 February 2023 - 15:40



Track Rating: Good 3, Weather: , Rail Position: +2m Entire

Section	Overall	1400m	1200m	1000m	800m	600m	400m	200m
Section Times	1:42.76 [8] (0:19.37)	1:23.39 [10] (0:11.16)	1:12.23 [10] (0:11.30)	1:00.93 [10] (0:11.71)	0:49.22 [9] (0:11.96)	0:37.26 [10] (0:12.07)	0:25.19 [8] (0:12.47)	0:12.72 [8] (0:12.72)
Average Speed [km/h]	50.6	64.5	63.3	61.5	60.4	60.8	58.7	56.5
Top Speed [km/h]	63.6	65.7	66.1	63.7	61.5	61.9	61.2	58.2
Avg. Dist. to Rail [m]	6.1	0.8	0.8	0.4	1.0	4.0	4.4	5.1
Avg. Stride Freq. [Hz]	2.3	2.4	2.4	2.3	2.3	2.3	2.3	2.3
Avg. Stride Length [m]	6.1	7.3	7.4	7.3	7.2	7.2	7.1	6.9



- [ ] Ranking at each section and finish
- .-.- No data available at this section
- NA No data available



Horse/Jockey Name	Copperchino
Final Rank	9
Fastest Section Time (Section)	0:11.09 (1400m)
Top Speed [km/h] (Section)	65.8 (1200m)
Race State	Finished



### Ipswich QLD Professional

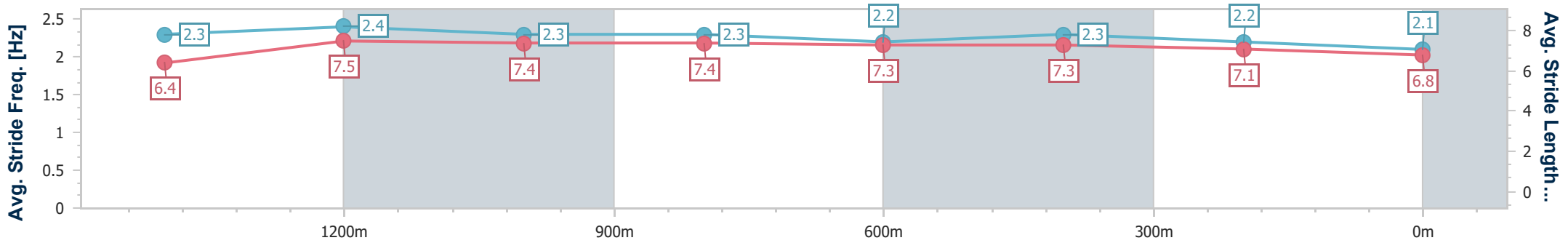
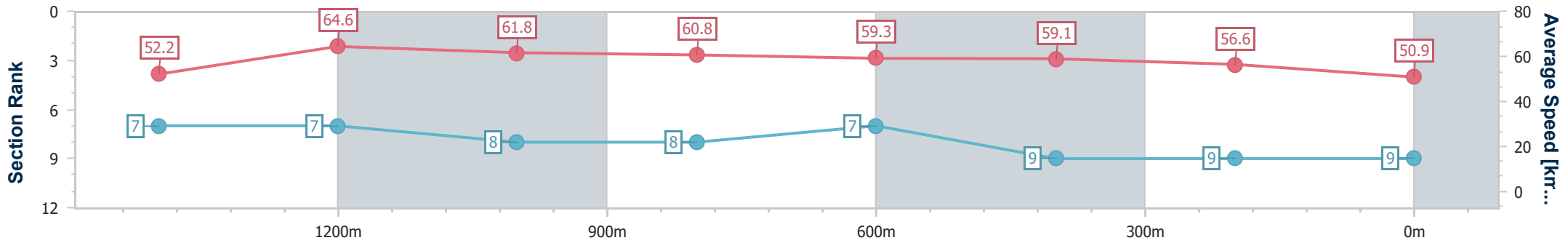
Race 4: TAB Class 1 Handicap - 1670m

09 February 2023 - 15:40



Track Rating: Good 3, Weather: , Rail Position: +2m Entire

Section	Overall	1400m	1200m	1000m	800m	600m	400m	200m
Section Times	1:44.53 [9] (0:18.74)	1:25.79 [7] (0:11.09)	1:14.70 [7] (0:11.61)	1:03.09 [8] (0:11.83)	0:51.26 [8] (0:12.10)	0:39.16 [7] (0:12.25)	0:26.91 [9] (0:12.77)	0:14.14 [9] (0:14.14)
Average Speed [km/h]	52.2	64.6	61.8	60.8	59.3	59.1	56.6	50.9
Top Speed [km/h]	65.3	65.8	65.8	62.9	60.7	60.0	59.4	56.1
Avg. Dist. to Rail [m]	0.9	1.1	1.3	0.9	1.1	0.5	1.6	3.0
Avg. Stride Freq. [Hz]	2.3	2.4	2.3	2.3	2.2	2.3	2.2	2.1
Avg. Stride Length [m]	6.4	7.5	7.4	7.4	7.3	7.3	7.1	6.8



- [ ] Ranking at each section and finish
- .-.- No data available at this section
- NA No data available



Horse/Jockey Name	Deshorente
Final Rank	10
Fastest Section Time (Section)	0:11.00 (1400m)
Top Speed [km/h] (Section)	67.9 (1400m)
Race State	Finished



### Ipswich QLD Professional

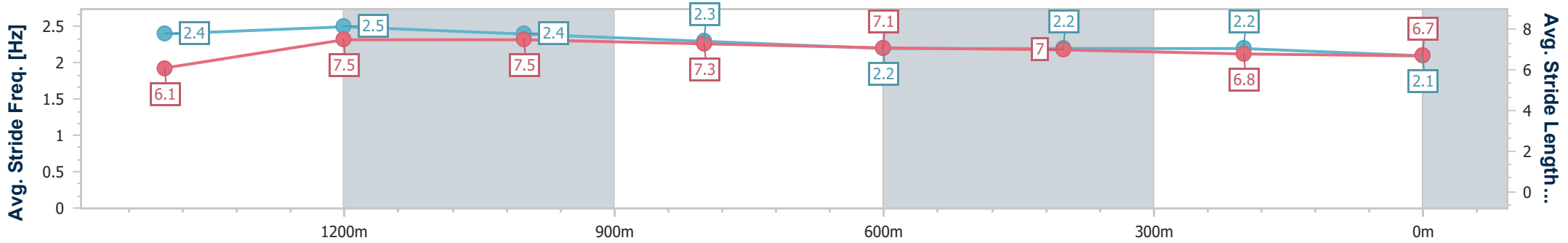
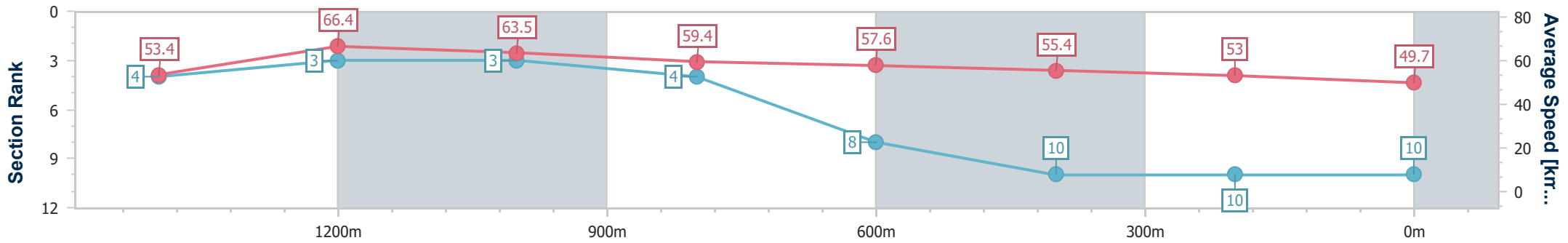
Race 4: TAB Class 1 Handicap - 1670m

09 February 2023 - 15:40



Track Rating: Good 3, Weather: , Rail Position: +2m Entire

Section	Overall	1400m	1200m	1000m	800m	600m	400m	200m
Section Times	1:46.58 [10] (0:18.33)	1:28.25 [4] (0:11.00)	1:17.25 [3] (0:11.43)	1:05.82 [3] (0:12.15)	0:53.67 [4] (0:12.58)	0:41.09 [8] (0:13.05)	0:28.04 [10] (0:13.59)	0:14.45 [10] (0:14.45)
Average Speed [km/h]	53.4	66.4	63.5	59.4	57.6	55.4	53.0	49.7
Top Speed [km/h]	67.2	67.9	66.1	62.7	58.9	57.8	54.8	53.6
Avg. Dist. to Rail [m]	8.2	3.1	1.3	0.6	0.7	1.4	1.2	1.1
Avg. Stride Freq. [Hz]	2.4	2.5	2.4	2.3	2.2	2.2	2.2	2.1
Avg. Stride Length [m]	6.1	7.5	7.5	7.3	7.1	7.0	6.8	6.7



- [ ] Ranking at each section and finish
- .-.-.- No data available at this section
- NA No data available