

Ipswich QLD Professional

Race 2: JOIN THE IPSWICH QUARTER BENCHMARK 62 Handicap - 800m

09 February 2023 - 14:31

Track Rating: Good 3, Weather: overcast, Rail Position: +2m Entire

Section		Overall	600m	400m	200m	Last 600m					
Field Times		0:45.04 (0:13.28)	0:31.76 (0:10.17)	0:21.59 (0:10.45)	0:11.14 (0:11.14)	0:31.76					
Rank	TAB Horse/Jockey	Barrier	Top Speed [km/h]	Fastest Section	Margin			Distance Travelled [m]			
1	3 GOSSIP TORQUE Cody Collis	1	70.6 600m	0:10.17 600m	0:45.04 [1] (0:13.28)	0:31.76 [1] (0:10.17)	0:21.59 [1] (0:10.45)	0:11.14 [1] (0:11.14)	0:45.04	0:31.76	
2	4 SINGLE MEMO Brodie Loy	4	70.9 600m	0:10.15 600m	0:45.04 [2] (0:13.50)	0:31.54 [3] (0:10.15)	0:21.39 [2] (0:10.44)	0:10.95 [2] (0:10.95)	0.1L	0:31.54	-2
3	6 BAG OF WHITT Lani Allen	5	70.6 600m	0:10.41 600m	0:45.53 [3] (0:13.44)	0:32.09 [2] (0:10.41)	0:21.68 [3] (0:10.52)	0:11.16 [3] (0:11.16)	2.9L	0:32.09	+4
4	7 SPECIAL CASE Alisha Donald	3	70.9 600m	0:10.20 600m	0:45.73 [4] (0:14.11)	0:31.62 [6] (0:10.20)	0:21.42 [5] (0:10.51)	0:10.91 [4] (0:10.91)	3.9L	0:31.62	-2
5	1 REAL CUTE Bailey Wheeler	2	70.9 600m	0:10.37 600m	0:46.02 [5] (0:13.86)	0:32.16 [5] (0:10.37)	0:21.79 [6] (0:10.56)	0:11.23 [6] (0:11.23)	5.4L	0:32.16	-3
6	2 SEA DRAGON Nozi Tomizawa	7	69.9 Overall	0:10.49 600m	0:46.03 [6] (0:13.64)	0:32.39 [4] (0:10.49)	0:21.90 [4] (0:10.75)	0:11.15 [4] (0:11.15)	5.5L	0:32.39	+1

Scratched: Tikka Ready (#5)



Horse/Jockey Name	Gossip Torque
Final Rank	1
Fastest Section Time (Section)	0:10.17 (600m)
Top Speed [km/h] (Section)	70.6 (600m)
Race State	Finished

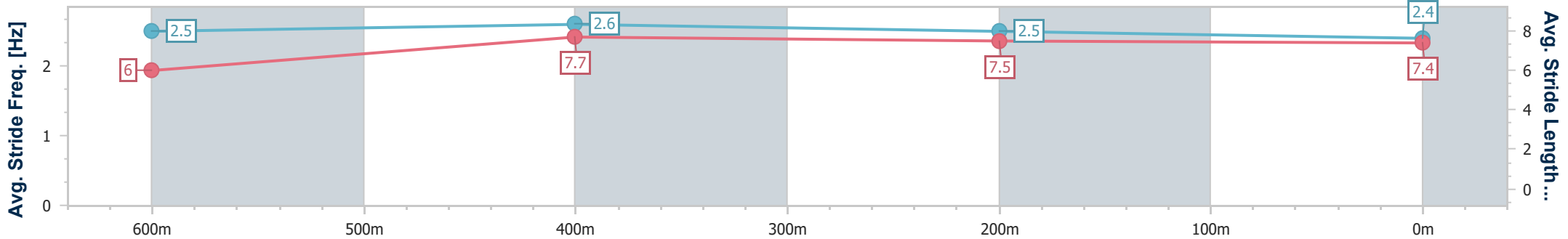
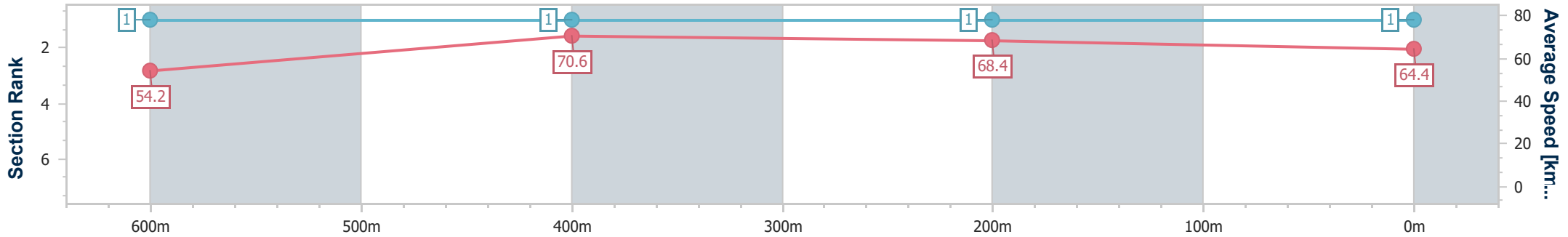


Ipswich QLD Professional
 Race 2: JOIN THE IPSWICH QUARTER BENCHMARK 62
 Handicap - 800m



09 February 2023 - 14:31
 Track Rating: Good 3, Weather: overcast, Rail Position: +2m
 Entire

Section	Overall	600m	400m	200m
Section Times	0:45.04 [1] (0:13.28)	0:31.76 [1] (0:10.17)	0:21.59 [1] (0:10.45)	0:11.14 [1] (0:11.14)
Average Speed [km/h]	54.2	70.6	68.4	64.4
Top Speed [km/h]	69.8	70.6	70.3	68.8
Avg. Dist. to Rail [m]	1.2	0.9	1.4	0.3
Avg. Stride Freq. [Hz]	2.5	2.6	2.5	2.4
Avg. Stride Length [m]	6.0	7.7	7.5	7.4



- [] Ranking at each section and finish
- .-.- No data available at this section
- NA No data available



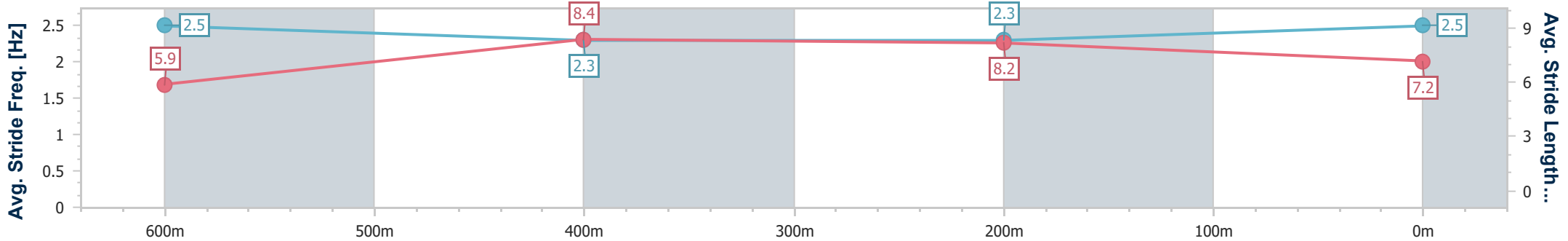
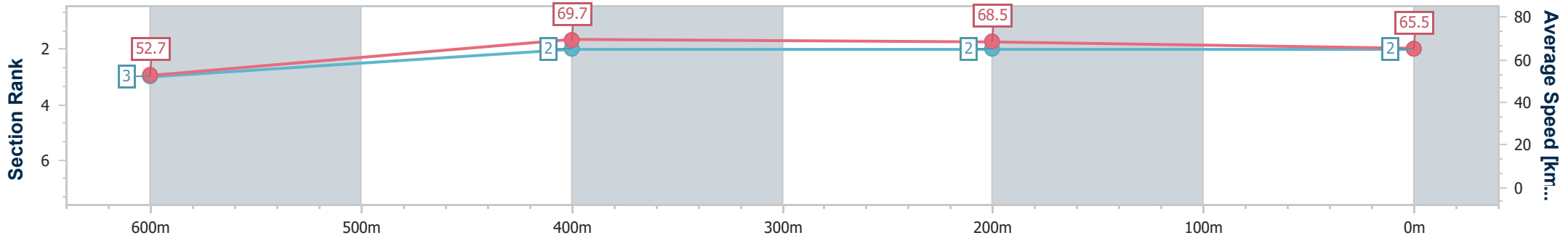
Horse/Jockey Name	Single Memo
Final Rank	2
Fastest Section Time (Section)	0:10.15 (600m)
Top Speed [km/h] (Section)	70.9 (600m)
Race State	Finished



Ipswich QLD Professional
 Race 2: JOIN THE IPSWICH QUARTER BENCHMARK 62
 Handicap - 800m
 09 February 2023 - 14:31
 Track Rating: Good 3, Weather: overcast, Rail Position: +2m
 Entire



Section	Overall	600m	400m	200m
Section Times	0:45.04 [2] (0:13.50)	0:31.54 [3] (0:10.15)	0:21.39 [2] (0:10.44)	0:10.95 [2] (0:10.95)
Average Speed [km/h]	52.7	69.7	68.5	65.5
Top Speed [km/h]	69.4	70.9	70.8	68.7
Avg. Dist. to Rail [m]	3.9	1.2	1.4	0.3
Avg. Stride Freq. [Hz]	2.5	2.3	2.3	2.5
Avg. Stride Length [m]	5.9	8.4	8.2	7.2



- [] Ranking at each section and finish
- .-.- No data available at this section
- NA No data available



Horse/Jockey Name	Bag Of Whitt
Final Rank	3
Fastest Section Time (Section)	0:10.41 (600m)
Top Speed [km/h] (Section)	70.6 (600m)
Race State	Finished

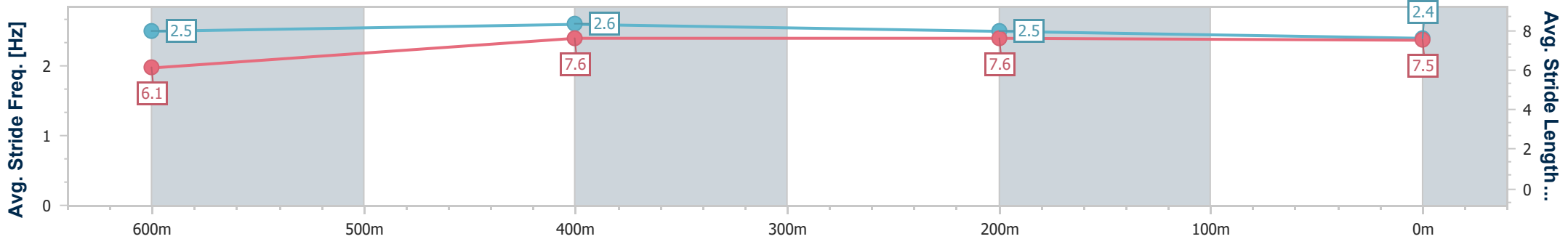
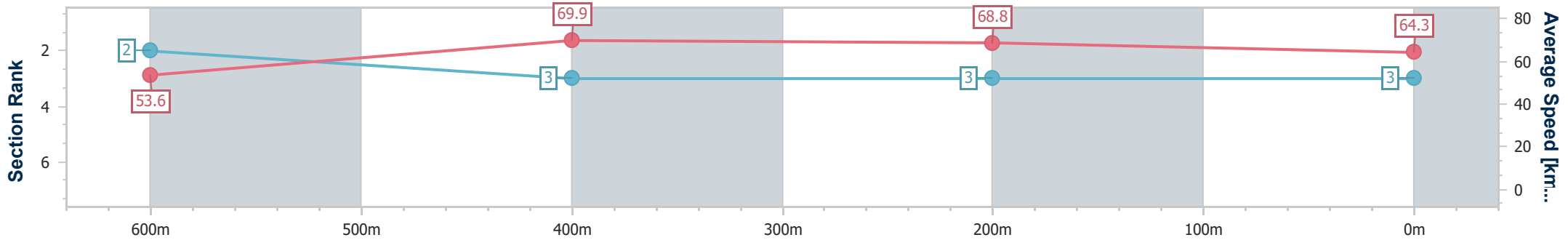


Ipswich QLD Professional
 Race 2: JOIN THE IPSWICH QUARTER BENCHMARK 62
 Handicap - 800m



09 February 2023 - 14:31
 Track Rating: Good 3, Weather: overcast, Rail Position: +2m
 Entire

Section	Overall	600m	400m	200m
Section Times	0:45.53 [3] (0:13.44)	0:32.09 [2] (0:10.41)	0:21.68 [3] (0:10.52)	0:11.16 [3] (0:11.16)
Average Speed [km/h]	53.6	69.9	68.8	64.3
Top Speed [km/h]	68.4	70.6	70.5	69.1
Avg. Dist. to Rail [m]	4.9	2.0	1.3	2.2
Avg. Stride Freq. [Hz]	2.5	2.6	2.5	2.4
Avg. Stride Length [m]	6.1	7.6	7.6	7.5



- [] Ranking at each section and finish
- .-.- No data available at this section
- NA No data available



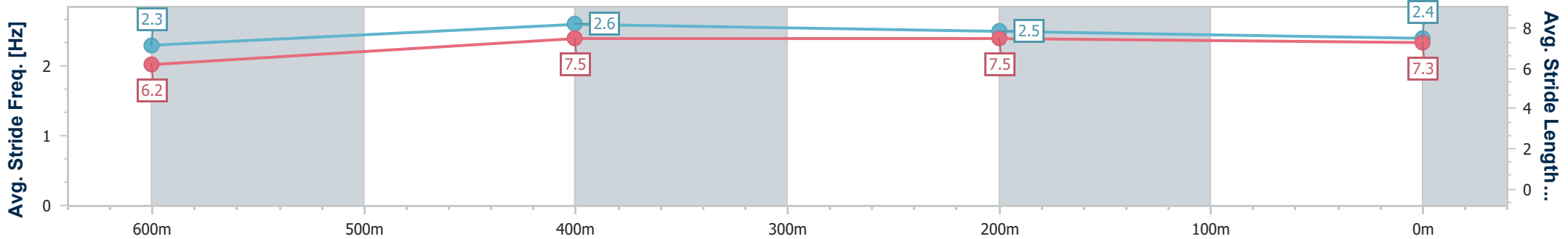
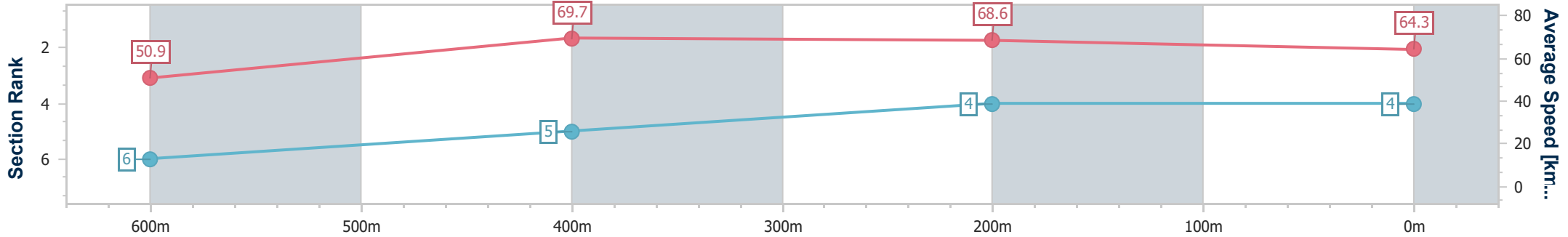
Horse/Jockey Name	Special Case
Final Rank	4
Fastest Section Time (Section)	0:10.20 (600m)
Top Speed [km/h] (Section)	70.9 (600m)
Race State	Finished



Ipswich QLD Professional
 Race 2: JOIN THE IPSWICH QUARTER BENCHMARK 62
 Handicap - 800m
 09 February 2023 - 14:31
 Track Rating: Good 3, Weather: overcast, Rail Position: +2m
 Entire



Section	Overall	600m	400m	200m
Section Times	0:45.73 [4] (0:14.11)	0:31.62 [6] (0:10.20)	0:21.42 [5] (0:10.51)	0:10.91 [4] (0:10.91)
Average Speed [km/h]	50.9	69.7	68.6	64.3
Top Speed [km/h]	67.5	70.9	70.9	69.1
Avg. Dist. to Rail [m]	2.4	0.8	2.5	3.8
Avg. Stride Freq. [Hz]	2.3	2.6	2.5	2.4
Avg. Stride Length [m]	6.2	7.5	7.5	7.3



- [] Ranking at each section and finish
- .-.- No data available at this section
- NA No data available



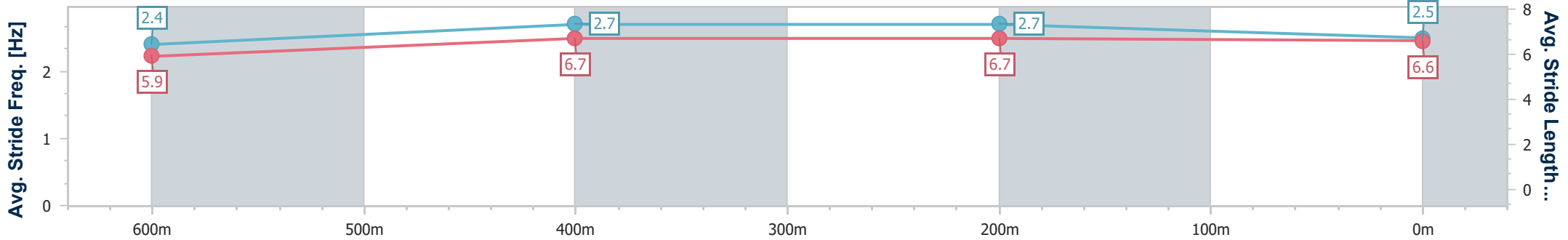
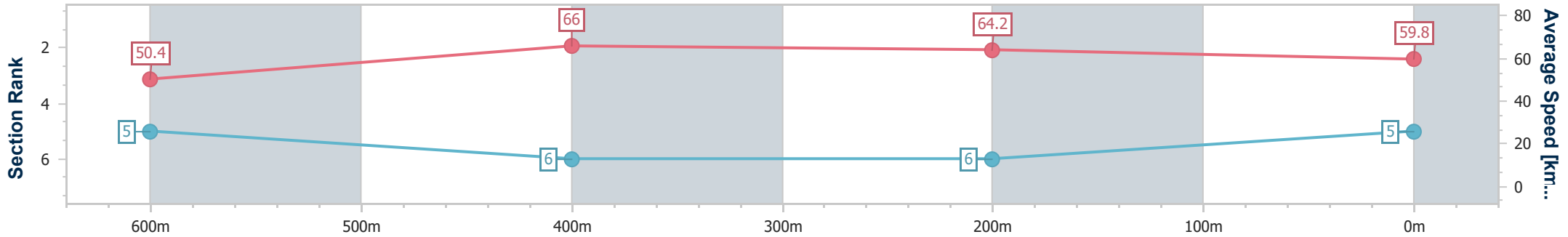
Horse/Jockey Name	Real Cute
Final Rank	5
Fastest Section Time (Section)	0:10.37 (600m)
Top Speed [km/h] (Section)	70.9 (600m)
Race State	Finished



Ipswich QLD Professional
 Race 2: JOIN THE IPSWICH QUARTER BENCHMARK 62
 Handicap - 800m
 09 February 2023 - 14:31
 Track Rating: Good 3, Weather: overcast, Rail Position: +2m
 Entire



Section	Overall	600m	400m	200m
Section Times	0:46.02 [5] (0:13.86)	0:32.16 [5] (0:10.37)	0:21.79 [6] (0:10.56)	0:11.23 [6] (0:11.23)
Average Speed [km/h]	50.4	66.0	64.2	59.8
Top Speed [km/h]	69.1	70.9	70.0	68.8
Avg. Dist. to Rail [m]	2.0	0.4	0.4	1.0
Avg. Stride Freq. [Hz]	2.4	2.7	2.7	2.5
Avg. Stride Length [m]	5.9	6.7	6.7	6.6



- [] Ranking at each section and finish
- .-.- No data available at this section
- NA No data available



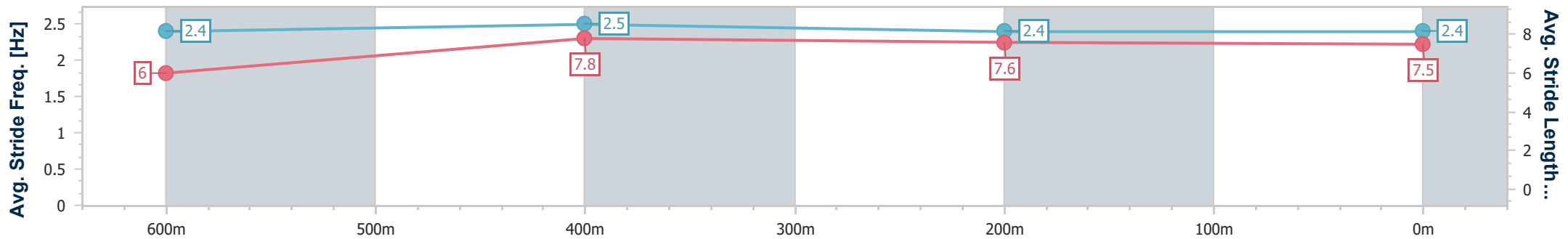
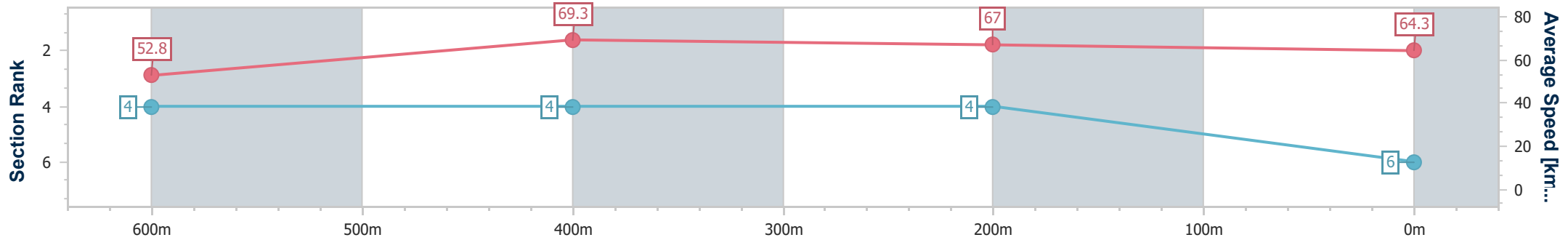
Horse/Jockey Name	Sea Dragon
Final Rank	6
Fastest Section Time (Section)	0:10.49 (600m)
Top Speed [km/h] (Section)	69.9 (Overall)
Race State	Finished



Ipswich QLD Professional
 Race 2: JOIN THE IPSWICH QUARTER BENCHMARK 62
 Handicap - 800m
 09 February 2023 - 14:31
 Track Rating: Good 3, Weather: overcast, Rail Position: +2m
 Entire



Section	Overall	600m	400m	200m
Section Times	0:46.03 [6] (0:13.64)	0:32.39 [4] (0:10.49)	0:21.90 [4] (0:10.75)	0:11.15 [4] (0:11.15)
Average Speed [km/h]	52.8	69.3	67.0	64.3
Top Speed [km/h]	69.9	69.8	68.9	67.5
Avg. Dist. to Rail [m]	5.2	0.6	0.8	0.3
Avg. Stride Freq. [Hz]	2.4	2.5	2.4	2.4
Avg. Stride Length [m]	6.0	7.8	7.6	7.5



- [] Ranking at each section and finish
- .-.- No data available at this section
- NA No data available