

Ipswich QLD Professional

Race 1: FOLLOW @IPSWICHTURFCLUB Maiden Plate - 1670m

09 February 2023 - 13:56

Track Rating: Good 4, Weather: overcast, Rail Position: +2m Entire

Section		Field Times												
Overall	1400m	1200m	1000m	800m	600m	400m	Last 600m							
1:41.50 (0:18.75)	1:22.75 (0:11.51)	1:11.24 (0:11.75)	0:59.49 (0:11.94)	0:47.55 (0:12.12)	0:35.43 (0:12.14)	0:23.29 (0:11.87)	0:35.43							
Rank	TAB	Horse/Jockey	Barrier	Top Speed [km/h]	Fastest Section									Distance Travelled [m]
1	5	WHERE YA BEAN Matthew Powell	12	64.1 200m	0:11.42 200m	1:41.50 [1] (0:18.92)	1:22.58 [3] (0:11.54)	1:11.04 [3] (0:11.80)	0:59.24 [3] (0:12.02)	0:47.22 [4] (0:12.02)	0:35.20 [4] (0:11.98)	0:23.22 [2] (0:11.80)	0:35.20	
2	2	GALIFIANAKIS Ben Thompson	6	64.0 200m	0:11.33 200m	1:41.57 [2] (0:19.36)	1:22.21 [8] (0:11.49)	1:10.72 [7] (0:11.82)	0:58.90 [8] (0:12.00)	0:46.90 [8] (0:12.10)	0:34.80 [8] (0:11.95)	0:22.85 [7] (0:11.52)	0:34.80	-4
3	8	OSAKA MISS Tegan Harrison	11	63.3 1400m	0:11.60 1400m	1:42.08 [3] (0:18.98)	1:23.10 [4] (0:11.60)	1:11.50 [4] (0:11.76)	0:59.74 [5] (0:11.97)	0:47.77 [5] (0:12.10)	0:35.67 [5] (0:12.08)	0:23.59 [5] (0:11.84)	0:35.67	-4
4	4	STAR CHANCE John Kissick	9	64.0 400m	0:11.57 400m	1:42.11 [4] (0:19.25)	1:22.86 [7] (0:11.60)	1:11.26 [6] (0:11.74)	0:59.52 [6] (0:12.01)	0:47.51 [7] (0:12.01)	0:35.50 [7] (0:12.14)	0:23.36 [8] (0:11.57)	0:35.50	-2
5	11	NAUGHTY NINJA Samantha Collett	4	63.1 1400m	0:11.56 1400m	1:43.00 [5] (0:19.08)	1:23.92 [5] (0:11.56)	1:12.36 [5] (0:11.65)	1:00.71 [4] (0:11.84)	0:48.87 [3] (0:12.06)	0:36.81 [3] (0:12.17)	0:24.64 [4] (0:12.26)	0:36.81	-1
6	3	IN CLOSE REACH Les Tilley	5	63.3 1400m	0:11.51 1400m	1:43.23 [6] (0:18.75)	1:24.48 [2] (0:11.51)	1:12.97 [1] (0:11.76)	1:01.21 [2] (0:11.99)	0:49.22 [2] (0:12.11)	0:37.11 [2] (0:12.09)	0:25.02 [3] (0:12.16)	0:37.11	-5
7	10	MODELE Taylor Marshall	1	63.2 Overall	0:11.54 1400m	1:43.30 [7] (0:19.56)	1:23.74 [10] (0:11.54)	1:12.20 [9] (0:11.79)	1:00.41 [9] (0:11.96)	0:48.45 [9] (0:12.01)	0:36.44 [10] (0:12.19)	0:24.25 [9] (0:12.11)	0:36.44	-5
8	6	DUCHESS BREE Cody Collis	2	62.2 1200m	0:11.63 1400m	1:43.51 [8] (0:19.22)	1:24.29 [6] (0:11.63)	1:12.66 [8] (0:11.75)	1:00.91 [7] (0:11.96)	0:48.95 [6] (0:11.95)	0:37.00 [6] (0:12.13)	0:24.87 [6] (0:12.12)	0:37.00	-6
9	9	SLICK HEELS Alisha Donald	10	63.1 1400m	0:11.64 1400m	1:43.75 [9] (0:19.57)	1:24.18 [9] (0:11.64)	1:12.54 [10] (0:11.75)	1:00.79 [10] (0:12.00)	0:48.79 [10] (0:12.00)	0:36.79 [9] (0:12.34)	0:24.45 [10] (0:12.26)	0:36.79	-4
10	1	ARIK LAD Justin Huxtable	3	62.8 1400m	0:11.55 1400m	1:43.77 [10] (0:18.76)	1:25.01 [1] (0:11.55)	1:13.46 [2] (0:11.70)	1:01.76 [1] (0:11.94)	0:49.82 [1] (0:12.12)	0:37.70 [1] (0:12.21)	0:25.49 [1] (0:12.36)	0:37.70	-8

Scratched: Goddess Glow (#7), Prophets De'vine (#12)



Ipswich QLD Professional
Race 1: FOLLOW @IPSWICHTURFCLUB Maiden Plate - 1670m
09 February 2023 - 13:56



Track Rating: Good 4, Weather: overcast, Rail Position: +2m Entire

Section				200m				Last 600m	
Field Times				0:11.42 (0:11.42)				0:35.43	
Rank	TAB	Horse/Jockey	Barrier	Top Speed [km/h]	Fastest Section	Margin			Distance Travelled [m]
1	5	WHERE YA BEAN Matthew Powell	12	64.1 200m	0:11.42 200m	0:11.42 [1] (0:11.42)	1:41.50		0:35.20
2	2	GALIFIANAKIS Ben Thompson	6	64.0 200m	0:11.33 200m	0:11.33 [2] (0:11.33)	0.4L		0:34.80 -4
3	8	OSAKA MISS Tegan Harrison	11	63.3 1400m	0:11.60 1400m	0:11.75 [4] (0:11.75)	3.2L		0:35.67 -4
4	4	STAR CHANCE John Kissick	9	64.0 400m	0:11.57 400m	0:11.79 [3] (0:11.79)	3.4L		0:35.50 -2
5	11	NAUGHTY NINJA Samantha Collett	4	63.1 1400m	0:11.56 1400m	0:12.38 [7] (0:12.38)	8.4L		0:36.81 -1
6	3	IN CLOSE REACH Les Tilley	5	63.3 1400m	0:11.51 1400m	0:12.86 [5] (0:12.86)	9.7L		0:37.11 -5
7	10	MODELE Taylor Marshall	1	63.2 Overall	0:11.54 1400m	0:12.14 [9] (0:12.14)	10L		0:36.44 -5
8	6	DUCHESS BREE Cody Collis	2	62.2 1200m	0:11.63 1400m	0:12.75 [8] (0:12.75)	11L		0:37.00 -6
9	9	SLICK HEELS Alisha Donald	10	63.1 1400m	0:11.64 1400m	0:12.19 [10] (0:12.19)	12.3L		0:36.79 -4
10	1	ARIK LAD Justin Huxtable	3	62.8 1400m	0:11.55 1400m	0:13.13 [6] (0:13.13)	12.4L		0:37.70 -8

Scratched: Goddess Glow (#7), Prophets De'vine (#12)

[] Ranking at each section and finish
 -:-:- No data available at this section
 NA No data available

SCN Saddle cloth number
 DNF Did not finish
 DNT Did not track



Horse/Jockey Name	Where Ya Bean
Final Rank	1
Fastest Section Time (Section)	0:11.42 (200m)
Top Speed [km/h] (Section)	64.1 (200m)
Race State	Finished



Ipswich QLD Professional

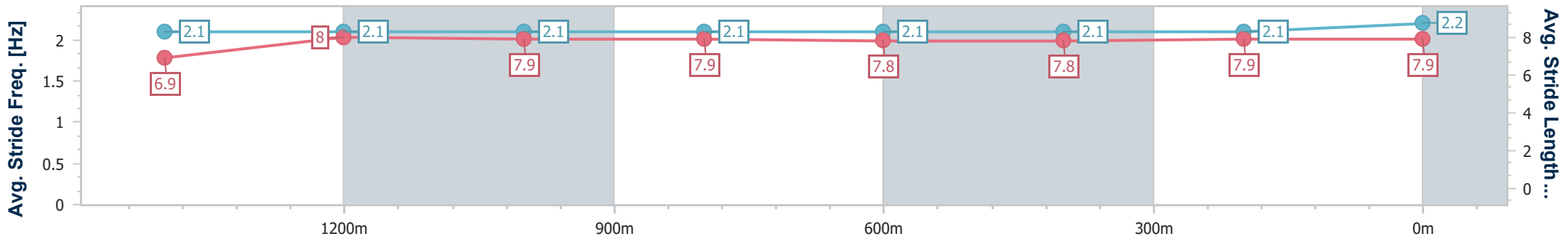
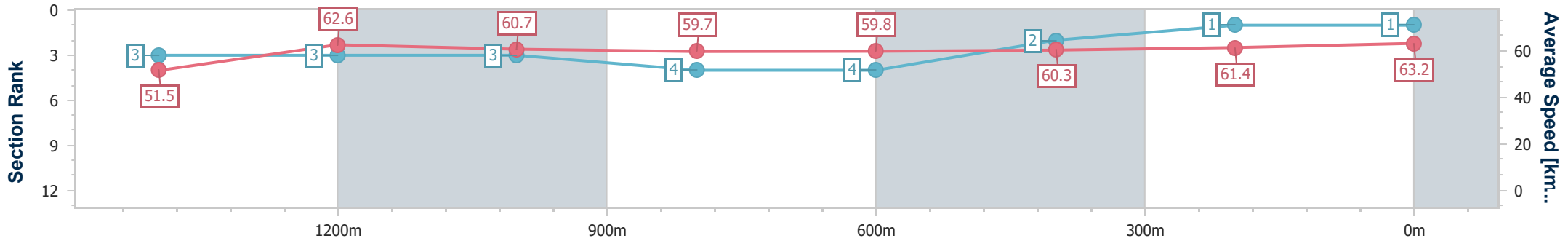
Race 1: FOLLOW @IPSWICHTURFCLUB Maiden Plate - 1670m



09 February 2023 - 13:56

Track Rating: Good 4, Weather: overcast, Rail Position: +2m Entire

Section	Overall	1400m	1200m	1000m	800m	600m	400m	200m
Section Times	1:41.50 [1] (0:18.92)	1:22.58 [3] (0:11.54)	1:11.04 [3] (0:11.80)	0:59.24 [3] (0:12.02)	0:47.22 [4] (0:12.02)	0:35.20 [4] (0:11.98)	0:23.22 [2] (0:11.80)	0:11.42 [1] (0:11.42)
Average Speed [km/h]	51.5	62.6	60.7	59.7	59.8	60.3	61.4	63.2
Top Speed [km/h]	62.9	63.3	62.1	60.5	60.9	60.8	62.9	64.1
Avg. Dist. to Rail [m]	7.5	1.0	1.2	1.5	0.4	0.9	2.2	5.0
Avg. Stride Freq. [Hz]	2.1	2.1	2.1	2.1	2.1	2.1	2.1	2.2
Avg. Stride Length [m]	6.9	8.0	7.9	7.9	7.8	7.8	7.9	7.9



- [] Ranking at each section and finish
- .-.- No data available at this section
- NA No data available



Horse/Jockey Name	Galifianakis
Final Rank	2
Fastest Section Time (Section)	0:11.33 (200m)
Top Speed [km/h] (Section)	64.0 (200m)
Race State	Finished



Ipswich QLD Professional

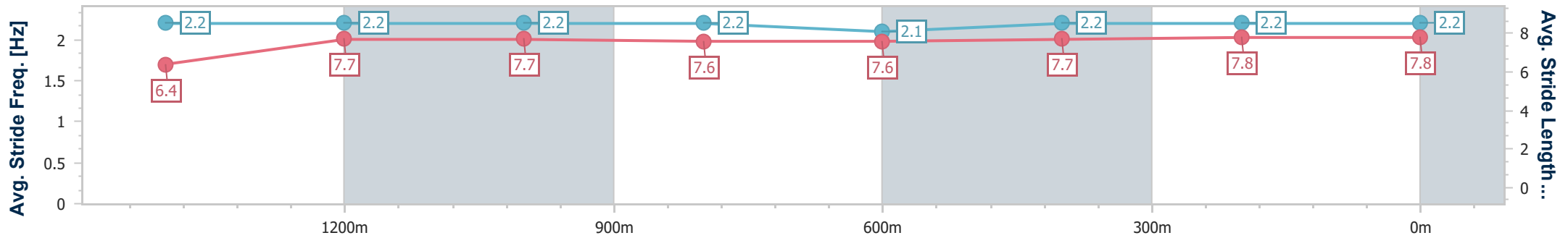
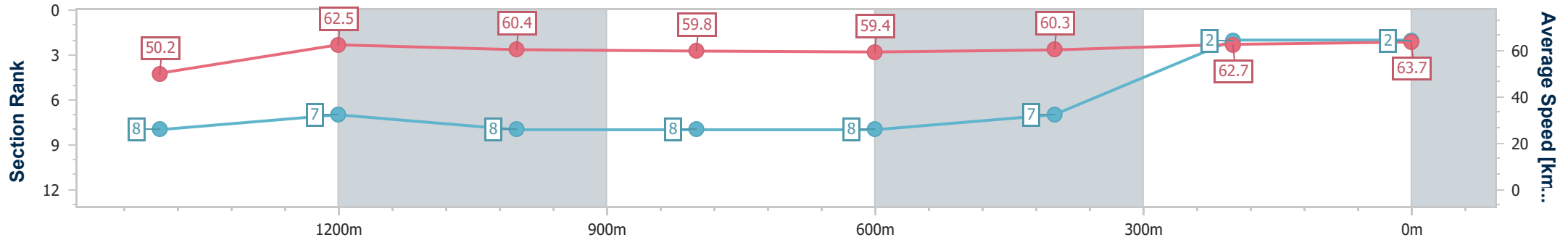
Race 1: FOLLOW @IPSWICHTURFCLUB Maiden Plate - 1670m



09 February 2023 - 13:56

Track Rating: Good 4, Weather: overcast, Rail Position: +2m Entire

Section	Overall	1400m	1200m	1000m	800m	600m	400m	200m
Section Times	1:41.57 [2] (0:19.36)	1:22.21 [8] (0:11.49)	1:10.72 [7] (0:11.82)	0:58.90 [8] (0:12.00)	0:46.90 [8] (0:12.10)	0:34.80 [8] (0:11.95)	0:22.85 [7] (0:11.52)	0:11.33 [2] (0:11.33)
Average Speed [km/h]	50.2	62.5	60.4	59.8	59.4	60.3	62.7	63.7
Top Speed [km/h]	61.4	63.6	61.8	60.7	59.9	62.9	63.6	64.0
Avg. Dist. to Rail [m]	4.8	1.0	2.0	1.4	0.8	0.2	1.9	6.6
Avg. Stride Freq. [Hz]	2.2	2.2	2.2	2.2	2.1	2.2	2.2	2.2
Avg. Stride Length [m]	6.4	7.7	7.7	7.6	7.6	7.7	7.8	7.8



- [] Ranking at each section and finish
- .-.- No data available at this section
- NA No data available



Horse/Jockey Name	Osaka Miss
Final Rank	3
Fastest Section Time (Section)	0:11.60 (1400m)
Top Speed [km/h] (Section)	63.3 (1400m)
Race State	Finished



Ipswich QLD Professional

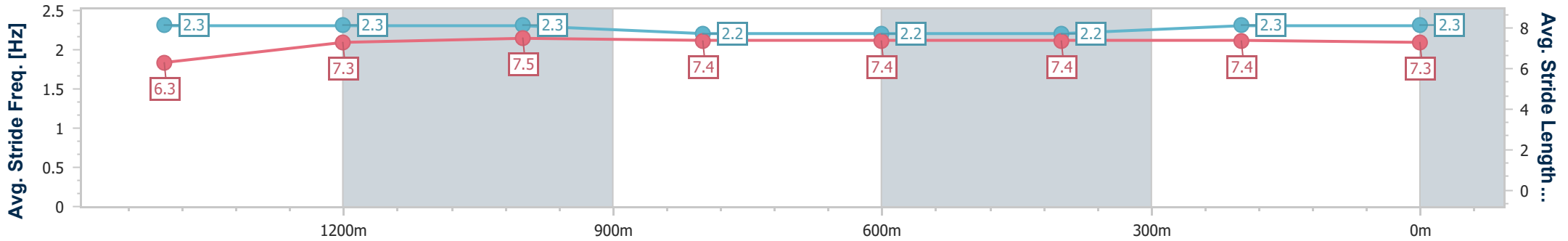
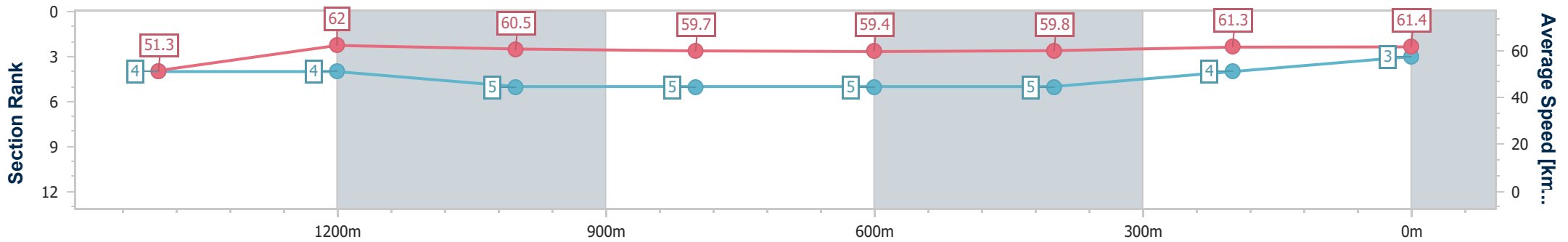
Race 1: FOLLOW @IPSWICHTURFCLUB Maiden Plate - 1670m



09 February 2023 - 13:56

Track Rating: Good 4, Weather: overcast, Rail Position: +2m Entire

Section	Overall	1400m	1200m	1000m	800m	600m	400m	200m
Section Times	1:42.08 [3] (0:18.98)	1:23.10 [4] (0:11.60)	1:11.50 [4] (0:11.76)	0:59.74 [5] (0:11.97)	0:47.77 [5] (0:12.10)	0:35.67 [5] (0:12.08)	0:23.59 [5] (0:11.84)	0:11.75 [4] (0:11.75)
Average Speed [km/h]	51.3	62.0	60.5	59.7	59.4	59.8	61.3	61.4
Top Speed [km/h]	62.5	63.3	61.9	61.0	60.2	60.1	62.2	61.8
Avg. Dist. to Rail [m]	6.5	1.1	2.8	2.8	1.0	0.5	3.5	8.6
Avg. Stride Freq. [Hz]	2.3	2.3	2.3	2.2	2.2	2.2	2.3	2.3
Avg. Stride Length [m]	6.3	7.3	7.5	7.4	7.4	7.4	7.4	7.3



- [] Ranking at each section and finish
- .-.- No data available at this section
- NA No data available



Horse/Jockey Name	Star Chance
Final Rank	4
Fastest Section Time (Section)	0:11.57 (400m)
Top Speed [km/h] (Section)	64.0 (400m)
Race State	Finished



Ipswich QLD Professional

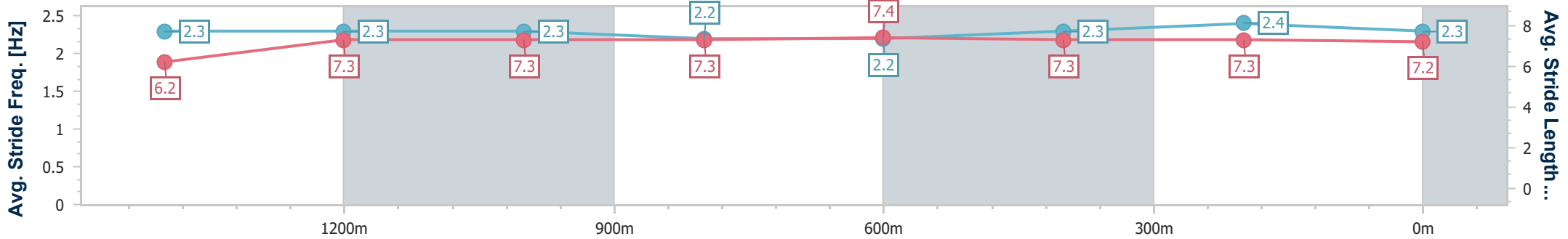
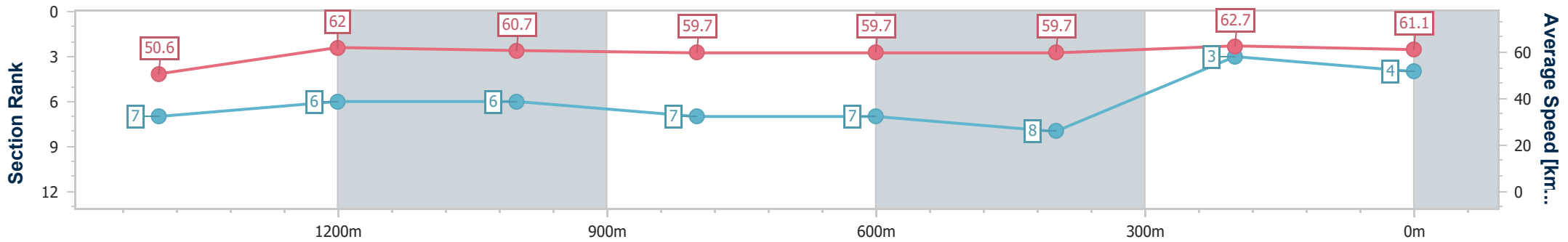
Race 1: FOLLOW @IPSWICHTURFCLUB Maiden Plate - 1670m



09 February 2023 - 13:56

Track Rating: Good 4, Weather: overcast, Rail Position: +2m Entire

Section	Overall	1400m	1200m	1000m	800m	600m	400m	200m
Section Times	1:42.11 [4] (0:19.25)	1:22.86 [7] (0:11.60)	1:11.26 [6] (0:11.74)	0:59.52 [6] (0:12.01)	0:47.51 [7] (0:12.01)	0:35.50 [7] (0:12.14)	0:23.36 [8] (0:11.57)	0:11.79 [3] (0:11.79)
Average Speed [km/h]	50.6	62.0	60.7	59.7	59.7	59.7	62.7	61.1
Top Speed [km/h]	62.1	63.3	61.7	60.5	60.2	61.2	64.0	62.6
Avg. Dist. to Rail [m]	4.3	0.6	2.3	1.8	0.8	0.9	3.9	10.0
Avg. Stride Freq. [Hz]	2.3	2.3	2.3	2.2	2.2	2.3	2.4	2.3
Avg. Stride Length [m]	6.2	7.3	7.3	7.3	7.4	7.3	7.3	7.2



- [] Ranking at each section and finish
- .-.- No data available at this section
- NA No data available



Horse/Jockey Name	Naughty Ninja
Final Rank	5
Fastest Section Time (Section)	0:11.56 (1400m)
Top Speed [km/h] (Section)	63.1 (1400m)
Race State	Finished



Ipswich QLD Professional

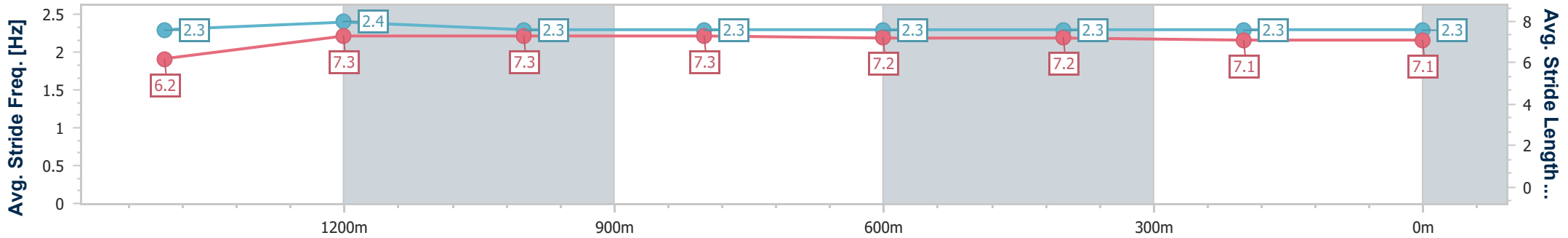
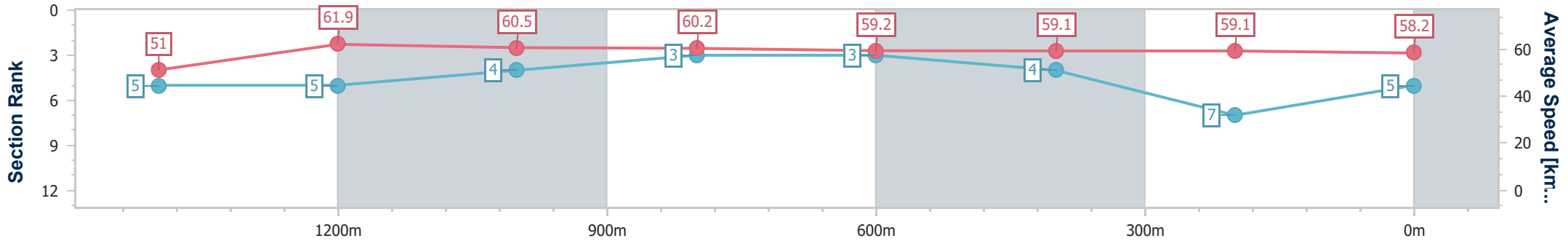
Race 1: FOLLOW @IPSWICHTURFCLUB Maiden Plate - 1670m



09 February 2023 - 13:56

Track Rating: Good 4, Weather: overcast, Rail Position: +2m Entire

Section	Overall	1400m	1200m	1000m	800m	600m	400m	200m
Section Times	1:43.00 [5] (0:19.08)	1:23.92 [5] (0:11.56)	1:12.36 [5] (0:11.65)	1:00.71 [4] (0:11.84)	0:48.87 [3] (0:12.06)	0:36.81 [3] (0:12.17)	0:24.64 [4] (0:12.26)	0:12.38 [7] (0:12.38)
Average Speed [km/h]	51.0	61.9	60.5	60.2	59.2	59.1	59.1	58.2
Top Speed [km/h]	62.0	63.1	61.7	60.6	59.9	60.2	59.8	58.7
Avg. Dist. to Rail [m]	3.4	1.4	4.4	5.0	2.1	0.3	1.6	4.1
Avg. Stride Freq. [Hz]	2.3	2.4	2.3	2.3	2.3	2.3	2.3	2.3
Avg. Stride Length [m]	6.2	7.3	7.3	7.3	7.2	7.2	7.1	7.1



- [] Ranking at each section and finish
- .-.- No data available at this section
- NA No data available



Horse/Jockey Name	In Close Reach
Final Rank	6
Fastest Section Time (Section)	0:11.51 (1400m)
Top Speed [km/h] (Section)	63.3 (1400m)
Race State	Finished



Ipswich QLD Professional

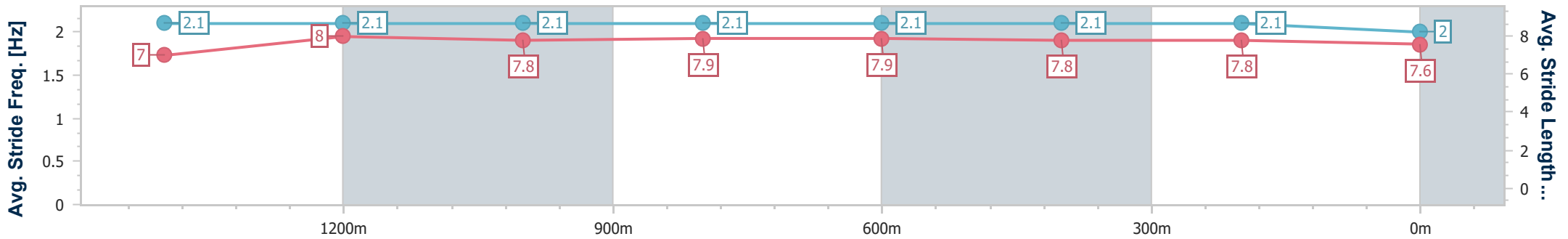
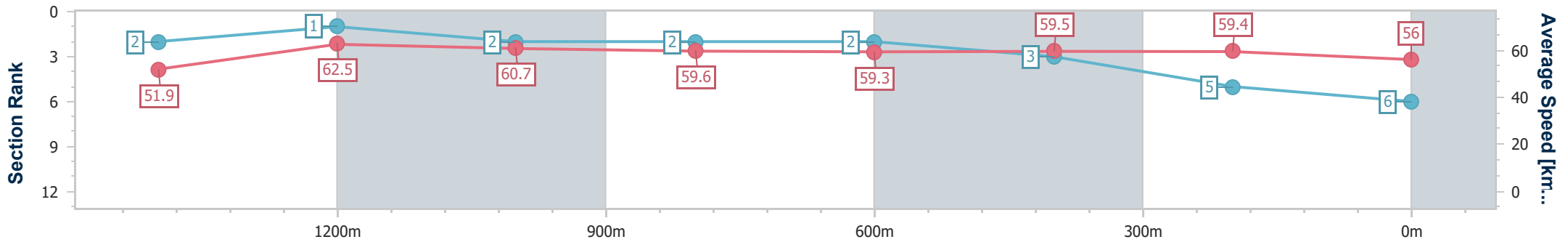
Race 1: FOLLOW @IPSWICHTURFCLUB Maiden Plate - 1670m



09 February 2023 - 13:56

Track Rating: Good 4, Weather: overcast, Rail Position: +2m Entire

Section	Overall	1400m	1200m	1000m	800m	600m	400m	200m					
Section Times	1:43.23 [6] (0:18.75)	1:24.48 [2] (0:11.51)	1:12.97 [1] (0:11.76)	1:01.21 [2] (0:11.99)	0:49.22 [2] (0:12.11)	0:37.11 [2] (0:12.09)	0:25.02 [3] (0:12.16)	0:12.86 [5] (0:12.86)					
Average Speed [km/h]	51.9	62.5	60.7	59.6	59.3	59.5	59.4	56.0					
Top Speed [km/h]	61.6	63.3	62.1	60.3	59.8	60.1	60.3	58.2					
Avg. Dist. to Rail [m]	3.7	0.5	1.8	2.4	0.7	0.1	1.1	3.2					
Avg. Stride Freq. [Hz]	2.1	2.1	2.1	2.1	2.1	2.1	2.1	2.0					
Avg. Stride Length [m]	7.0	8.0	7.8	7.9	7.9	7.8	7.8	7.6					



- [] Ranking at each section and finish
- .-.- No data available at this section
- NA No data available



Horse/Jockey Name	Modele
Final Rank	7
Fastest Section Time (Section)	0:11.54 (1400m)
Top Speed [km/h] (Section)	63.2 (Overall)
Race State	Finished



Ipswich QLD Professional

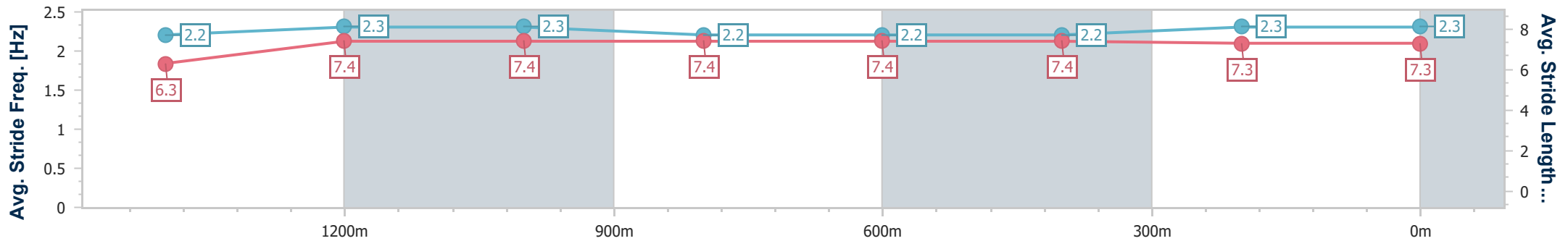
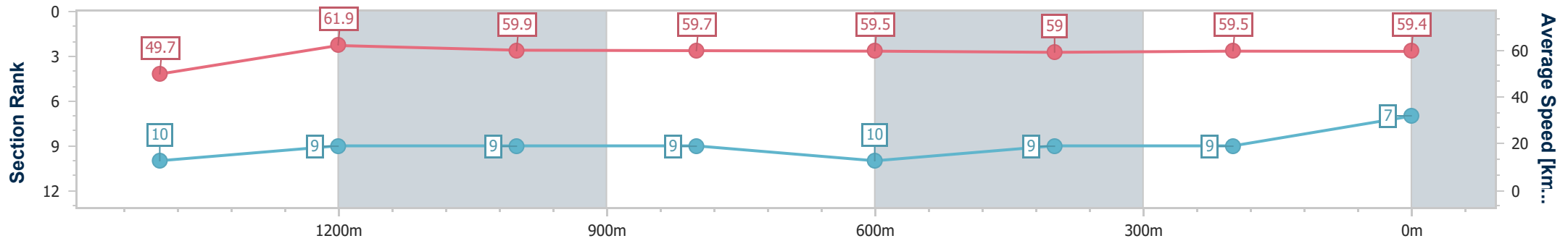
Race 1: FOLLOW @IPSWICHTURFCLUB Maiden Plate - 1670m



09 February 2023 - 13:56

Track Rating: Good 4, Weather: overcast, Rail Position: +2m Entire

Section	Overall	1400m	1200m	1000m	800m	600m	400m	200m
Section Times	1:43.30 [7] (0:19.56)	1:23.74 [10] (0:11.54)	1:12.20 [9] (0:11.79)	1:00.41 [9] (0:11.96)	0:48.45 [9] (0:12.01)	0:36.44 [10] (0:12.19)	0:24.25 [9] (0:12.11)	0:12.14 [9] (0:12.14)
Average Speed [km/h]	49.7	61.9	59.9	59.7	59.5	59.0	59.5	59.4
Top Speed [km/h]	63.2	63.2	61.3	60.3	60.5	59.6	60.0	59.8
Avg. Dist. to Rail [m]	1.3	2.0	4.0	4.0	1.7	0.3	0.8	4.6
Avg. Stride Freq. [Hz]	2.2	2.3	2.3	2.2	2.2	2.2	2.3	2.3
Avg. Stride Length [m]	6.3	7.4	7.4	7.4	7.4	7.4	7.3	7.3



- [] Ranking at each section and finish
- .-.- No data available at this section
- NA No data available



Horse/Jockey Name	Duchess Bree
Final Rank	8
Fastest Section Time (Section)	0:11.63 (1400m)
Top Speed [km/h] (Section)	62.2 (1200m)
Race State	Finished



Ipswich QLD Professional

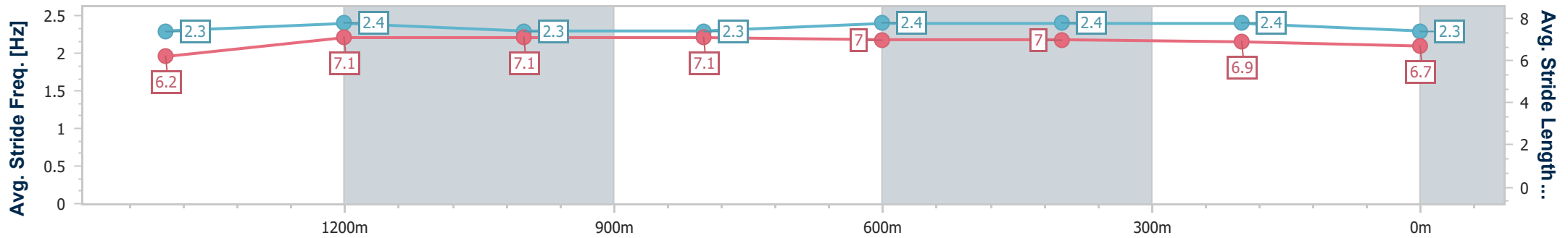
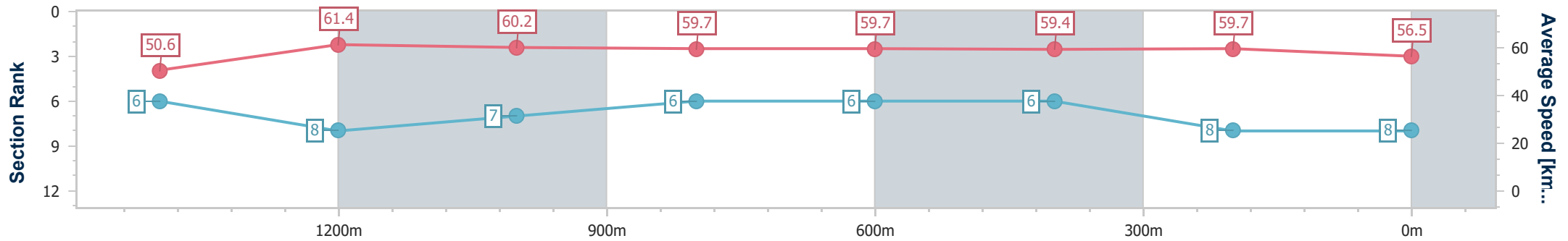
Race 1: FOLLOW @IPSWICHTURFCLUB Maiden Plate - 1670m



09 February 2023 - 13:56

Track Rating: Good 4, Weather: overcast, Rail Position: +2m Entire

Section	Overall	1400m	1200m	1000m	800m	600m	400m	200m
Section Times	1:43.51 [8] (0:19.22)	1:24.29 [6] (0:11.63)	1:12.66 [8] (0:11.75)	1:00.91 [7] (0:11.96)	0:48.95 [6] (0:11.95)	0:37.00 [6] (0:12.13)	0:24.87 [6] (0:12.12)	0:12.75 [8] (0:12.75)
Average Speed [km/h]	50.6	61.4	60.2	59.7	59.7	59.4	59.7	56.5
Top Speed [km/h]	62.1	62.2	62.2	60.4	60.6	60.6	60.6	58.6
Avg. Dist. to Rail [m]	2.2	2.1	3.9	4.0	2.2	0.5	1.2	1.4
Avg. Stride Freq. [Hz]	2.3	2.4	2.3	2.3	2.4	2.4	2.4	2.3
Avg. Stride Length [m]	6.2	7.1	7.1	7.1	7.0	7.0	6.9	6.7



- [] Ranking at each section and finish
- .-.- No data available at this section
- NA No data available



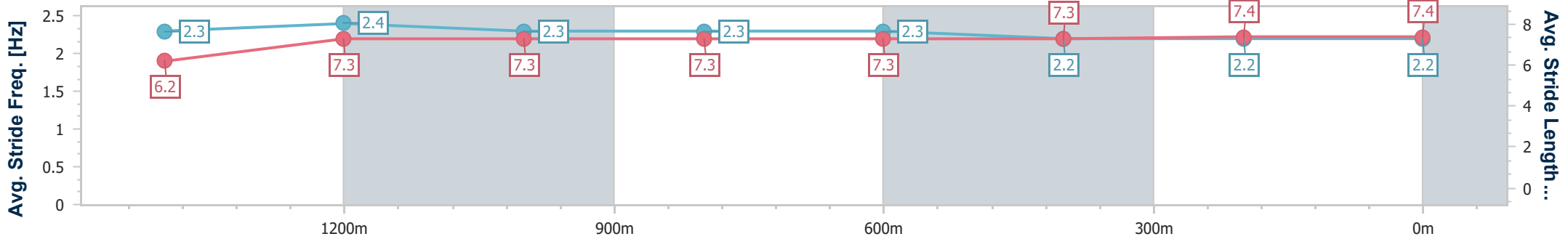
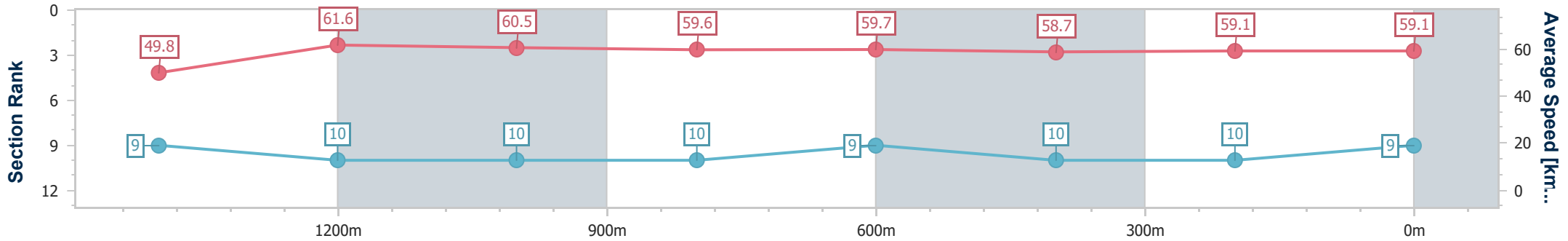
Horse/Jockey Name	Slick Heels
Final Rank	9
Fastest Section Time (Section)	0:11.64 (1400m)
Top Speed [km/h] (Section)	63.1 (1400m)
Race State	Finished



Ipswich QLD Professional
 Race 1: FOLLOW @IPSWICHTURFCLUB Maiden Plate - 1670m
 09 February 2023 - 13:56
 Track Rating: Good 4, Weather: overcast, Rail Position: +2m
 Entire



Section	Overall	1400m	1200m	1000m	800m	600m	400m	200m
Section Times	1:43.75 [9] (0:19.57)	1:24.18 [9] (0:11.64)	1:12.54 [10] (0:11.75)	1:00.79 [10] (0:12.00)	0:48.79 [10] (0:12.00)	0:36.79 [9] (0:12.34)	0:24.45 [10] (0:12.26)	0:12.19 [10] (0:12.19)
Average Speed [km/h]	49.8	61.6	60.5	59.6	59.7	58.7	59.1	59.1
Top Speed [km/h]	60.3	63.1	62.2	60.5	60.2	59.5	59.8	60.7
Avg. Dist. to Rail [m]	6.3	1.1	3.0	3.1	1.2	1.4	2.7	6.1
Avg. Stride Freq. [Hz]	2.3	2.4	2.3	2.3	2.3	2.2	2.2	2.2
Avg. Stride Length [m]	6.2	7.3	7.3	7.3	7.3	7.3	7.4	7.4



- [] Ranking at each section and finish
- .-.- No data available at this section
- NA No data available



Horse/Jockey Name	Arik Lad
Final Rank	10
Fastest Section Time (Section)	0:11.55 (1400m)
Top Speed [km/h] (Section)	62.8 (1400m)
Race State	Finished



Ipswich QLD Professional

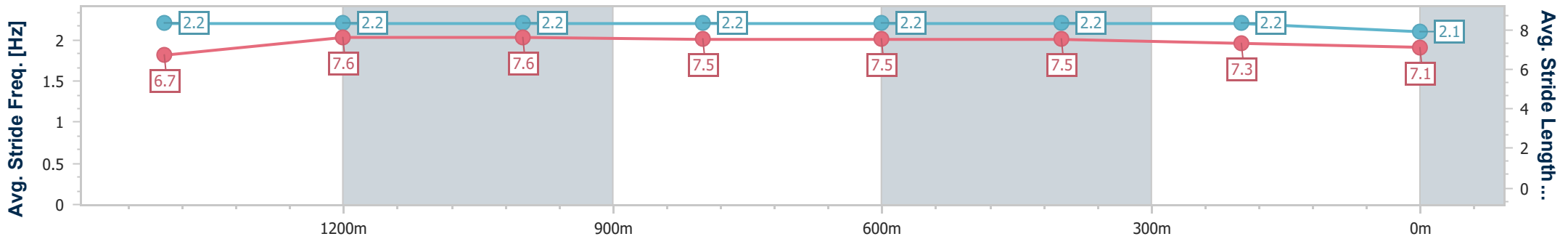
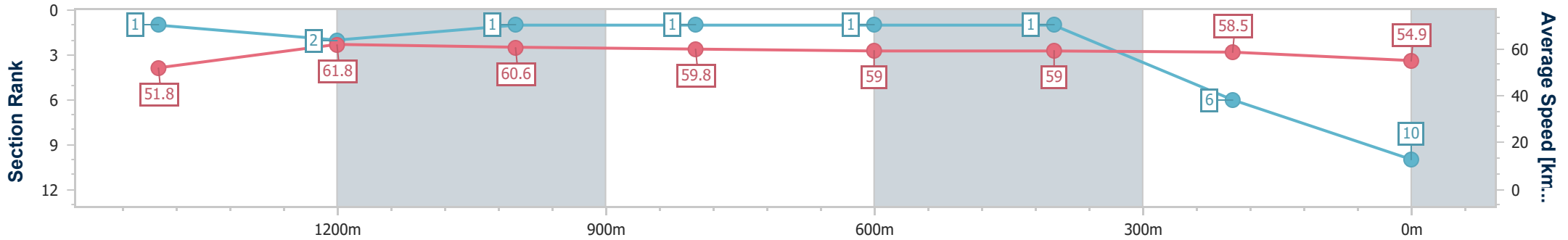
Race 1: FOLLOW @IPSWICHTURFCLUB Maiden Plate - 1670m



09 February 2023 - 13:56

Track Rating: Good 4, Weather: overcast, Rail Position: +2m Entire

Section	Overall	1400m	1200m	1000m	800m	600m	400m	200m
Section Times	1:43.77 [10] (0:18.76)	1:25.01 [1] (0:11.55)	1:13.46 [2] (0:11.70)	1:01.76 [1] (0:11.94)	0:49.82 [1] (0:12.12)	0:37.70 [1] (0:12.21)	0:25.49 [1] (0:12.36)	0:13.13 [6] (0:13.13)
Average Speed [km/h]	51.8	61.8	60.6	59.8	59.0	59.0	58.5	54.9
Top Speed [km/h]	62.0	62.8	61.4	60.2	59.4	59.7	59.5	56.8
Avg. Dist. to Rail [m]	2.4	1.7	3.4	3.6	1.7	0.5	1.6	2.3
Avg. Stride Freq. [Hz]	2.2	2.2	2.2	2.2	2.2	2.2	2.2	2.1
Avg. Stride Length [m]	6.7	7.6	7.6	7.5	7.5	7.5	7.3	7.1



- [] Ranking at each section and finish
- .-.- No data available at this section
- NA No data available