



Sunshine Coast QLD Professional

Race 8: TAB Class 3 Handicap - 1200m

05 February 2023 - 16:49



Track Rating: Good 4, Weather: Overcast, Rail Position: +2m Entire

Section		Overall										Last 600m		
Field Times		1:11.48										0:35.27		
		(0:13.74)										(0:11.85)		
		1000m										0:35.27		
		(0:11.04)										(0:11.85)		
		800m												
		(0:11.43)												
		600m												
		(0:11.88)												
		400m												
		(0:11.54)												
		200m												
		(0:11.85)												
Rank	TAB	Horse/Jockey	Barrier	Top Speed [km/h]	Fastest Section	Overall	1000m	800m	600m	400m	200m	Margin	Last 600m	Distance Travelled [m]
1	5	LIGHT OF BOOM Ryan Maloney	9	65.5	0:11.24	1:11.48 [1] (0:14.11)	0:57.37 [6] (0:11.26)	0:46.11 [6] (0:11.53)	0:34.58 [6] (0:11.49)	0:23.09 [6] (0:11.24)	0:11.85 [2] (0:11.85)	1:11.48	0:34.58	
2	4	THUNDER MANIA Larry Cassidy	6	65.2	0:11.17	1:11.66 [2] (0:14.22)	0:57.44 [7] (0:11.17)	0:46.27 [7] (0:11.57)	0:34.70 [7] (0:11.48)	0:23.22 [7] (0:11.35)	0:11.87 [6] (0:11.87)	1L	0:34.70	-1
3	10	MERSEYSIDE Ben Thompson	7	65.9	0:11.10	1:11.73 [3] (0:14.55)	0:57.18 [10] (0:11.22)	0:45.96 [10] (0:11.56)	0:34.40 [10] (0:11.43)	0:22.97 [10] (0:11.10)	0:11.87 [9] (0:11.87)	1.3L	0:34.40	+4
4	8	GOLLY HUTT Craig Robertson	14	65.9	0:11.17	1:11.78 [4] (0:14.29)	0:57.49 [8] (0:11.25)	0:46.24 [8] (0:11.64)	0:34.60 [8] (0:11.43)	0:23.17 [8] (0:11.17)	0:12.00 [4] (0:12.00)	1.5L	0:34.60	+2
5	3	DELYTH Justin Huxtable	1	66.5	0:11.18	1:11.82 [5] (0:13.74)	0:58.08 [1] (0:11.18)	0:46.90 [2] (0:11.58)	0:35.32 [2] (0:11.75)	0:23.57 [3] (0:11.48)	0:12.09 [3] (0:12.09)	1.7L	0:35.32	-2
6	2	DELUXE LEGEND James Orman	11	66.8	0:11.21	1:11.85 [6] (0:13.74)	0:58.11 [2] (0:11.21)	0:46.90 [3] (0:11.65)	0:35.25 [3] (0:11.59)	0:23.66 [1] (0:11.50)	0:12.16 [1] (0:12.16)	1.9L	0:35.25	+0
7	6	THE KEWESS Taylor Marshall	2	66.1	0:11.21	1:11.99 [7] (0:13.94)	0:58.05 [5] (0:11.21)	0:46.84 [5] (0:11.57)	0:35.27 [5] (0:11.55)	0:23.72 [4] (0:11.54)	0:12.18 [5] (0:12.18)	2.7L	0:35.27	-3
8	9	VETTA VELOCITA Nikita Beriman	5	65.8	0:11.21	1:12.04 [8] (0:14.44)	0:57.60 [9] (0:11.21)	0:46.39 [9] (0:11.62)	0:34.77 [9] (0:11.26)	0:23.51 [9] (0:11.23)	0:12.28 [7] (0:12.28)	2.9L	0:34.77	+0
9	1	LJUNGBERG Michael Cahill	10	65.6	0:11.15	1:12.94 [9] (0:13.80)	0:59.14 [4] (0:11.15)	0:47.99 [4] (0:11.63)	0:36.36 [4] (0:11.67)	0:24.69 [5] (0:11.71)	0:12.98 [10] (0:12.98)	8.2L	0:36.36	+4
10	7	APPLE TART Tiffani Brooker	3	67.5	0:11.00	1:13.02 [10] (0:13.78)	0:59.24 [3] (0:11.00)	0:48.24 [1] (0:11.43)	0:36.81 [1] (0:11.88)	0:24.93 [2] (0:11.75)	0:13.18 [8] (0:13.18)	8.5L	0:36.81	-1

Scratched: Groomed (#11), Wine Not Roses (#12), Belistic Man (#13), Amber One (#14)

[] Ranking at each section and finish
 :---: No data available at this section
 NA No data available

SCN Saddle cloth number
 DNF Did not finish
 DNT Did not track



Horse/Jockey Name	Light Of Boom
Final Rank	1
Fastest Section Time (Section)	0:11.24 (400m)
Top Speed [km/h] (Section)	65.5 (1000m)
Race State	Finished



Sunshine Coast QLD Professional

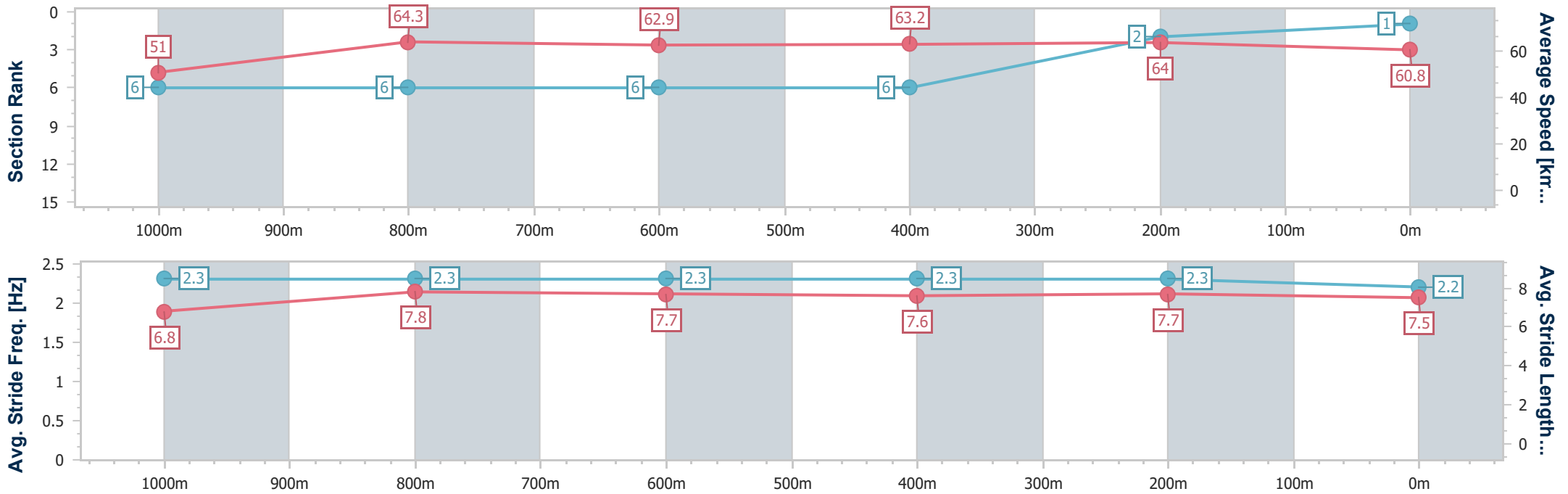
Race 8: TAB Class 3 Handicap - 1200m

05 February 2023 - 16:49



Track Rating: Good 4, Weather: Overcast, Rail Position: +2m Entire

Section	Overall	1000m	800m	600m	400m	200m
Section Times	1:11.48 [1] (0:14.11)	0:57.37 [6] (0:11.26)	0:46.11 [6] (0:11.53)	0:34.58 [6] (0:11.49)	0:23.09 [6] (0:11.24)	0:11.85 [2] (0:11.85)
Average Speed [km/h]	51.0	64.3	62.9	63.2	64.0	60.8
Top Speed [km/h]	64.1	65.5	63.6	63.7	64.6	63.1
Avg. Dist. to Rail [m]	5.1	2.1	1.2	1.4	5.2	6.9
Avg. Stride Freq. [Hz]	2.3	2.3	2.3	2.3	2.3	2.2
Avg. Stride Length [m]	6.8	7.8	7.7	7.6	7.7	7.5



- [] Ranking at each section and finish
- .-.- No data available at this section
- NA No data available



Horse/Jockey Name	Thunder Mania
Final Rank	2
Fastest Section Time (Section)	0:11.17 (1000m)
Top Speed [km/h] (Section)	65.2 (1000m)
Race State	Finished



Sunshine Coast QLD Professional

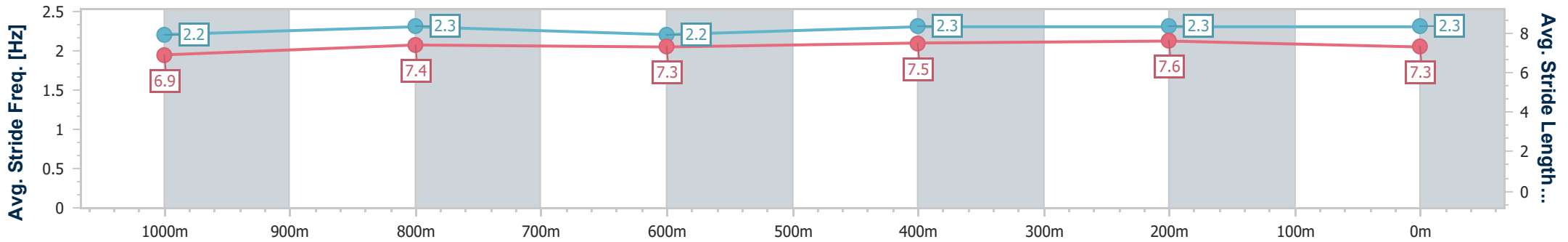
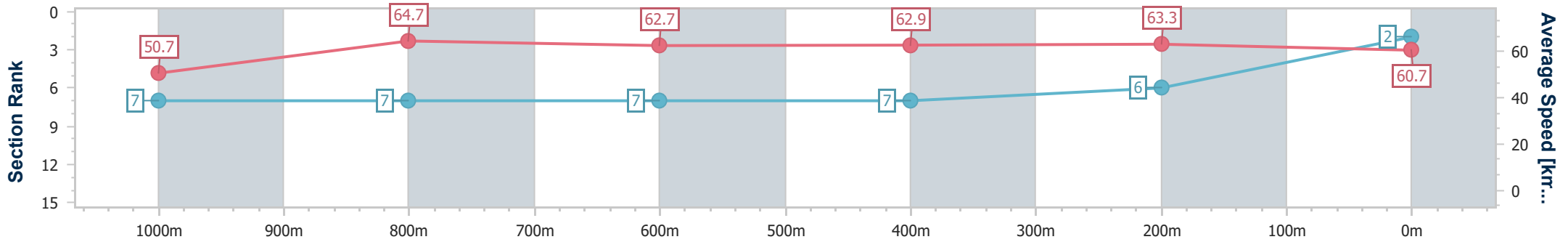
Race 8: TAB Class 3 Handicap - 1200m

05 February 2023 - 16:49



Track Rating: Good 4, Weather: Overcast, Rail Position: +2m Entire

Section	Overall	1000m	800m	600m	400m	200m
Section Times	1:11.66 [2] (0:14.22)	0:57.44 [7] (0:11.17)	0:46.27 [7] (0:11.57)	0:34.70 [7] (0:11.48)	0:23.22 [7] (0:11.35)	0:11.87 [6] (0:11.87)
Average Speed [km/h]	50.7	64.7	62.7	62.9	63.3	60.7
Top Speed [km/h]	64.6	65.2	63.7	63.7	64.6	64.2
Avg. Dist. to Rail [m]	4.3	2.1	1.1	0.5	4.7	7.0
Avg. Stride Freq. [Hz]	2.2	2.3	2.2	2.3	2.3	2.3
Avg. Stride Length [m]	6.9	7.4	7.3	7.5	7.6	7.3



- [] Ranking at each section and finish
- .-.- No data available at this section
- NA No data available



Horse/Jockey Name	Merseyside
Final Rank	3
Fastest Section Time (Section)	0:11.10 (400m)
Top Speed [km/h] (Section)	65.9 (400m)
Race State	Finished



Sunshine Coast QLD Professional

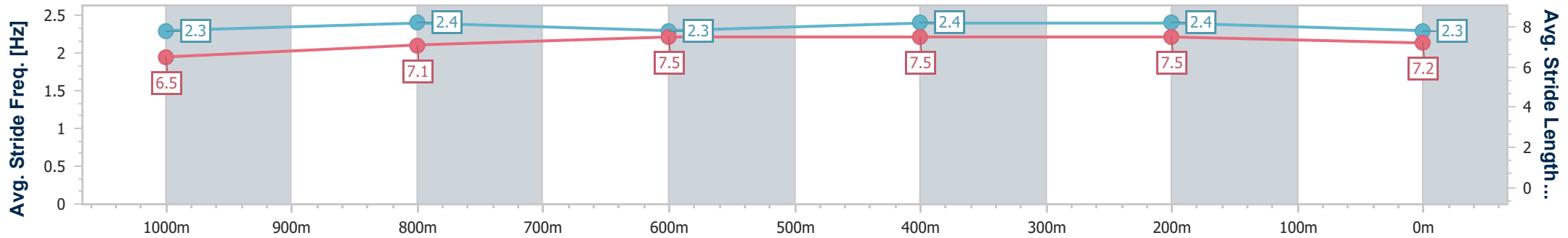
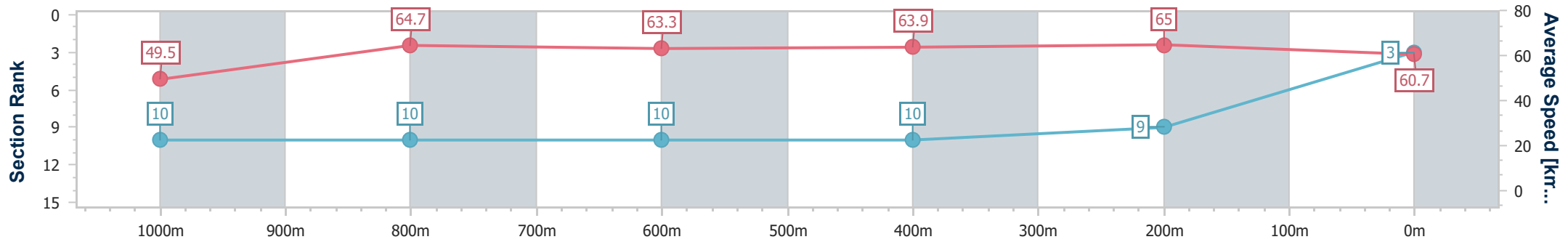
Race 8: TAB Class 3 Handicap - 1200m

05 February 2023 - 16:49



Track Rating: Good 4, Weather: Overcast, Rail Position: +2m Entire

Section	Overall	1000m	800m	600m	400m	200m
Section Times	1:11.73 [3] (0:14.55)	0:57.18 [10] (0:11.22)	0:45.96 [10] (0:11.56)	0:34.40 [10] (0:11.43)	0:22.97 [10] (0:11.10)	0:11.87 [9] (0:11.87)
Average Speed [km/h]	49.5	64.7	63.3	63.9	65.0	60.7
Top Speed [km/h]	62.9	65.4	64.9	64.9	65.9	63.6
Avg. Dist. to Rail [m]	5.0	3.4	2.6	2.7	8.0	9.3
Avg. Stride Freq. [Hz]	2.3	2.4	2.3	2.4	2.4	2.3
Avg. Stride Length [m]	6.5	7.1	7.5	7.5	7.5	7.2



- [] Ranking at each section and finish
- .-.- No data available at this section
- NA No data available



Horse/Jockey Name	Golly Hutt
Final Rank	4
Fastest Section Time (Section)	0:11.17 (400m)
Top Speed [km/h] (Section)	65.9 (1000m)
Race State	Finished



Sunshine Coast QLD Professional

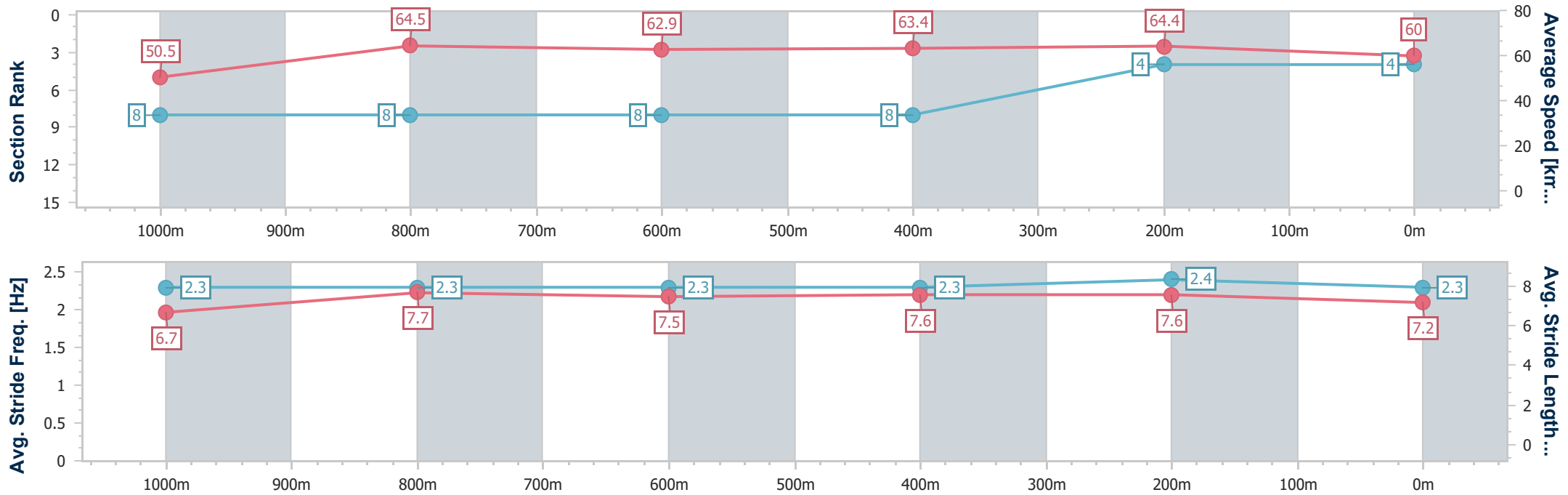
Race 8: TAB Class 3 Handicap - 1200m

05 February 2023 - 16:49



Track Rating: Good 4, Weather: Overcast, Rail Position: +2m Entire

Section	Overall	1000m	800m	600m	400m	200m
Section Times	1:11.78 [4] (0:14.29)	0:57.49 [8] (0:11.25)	0:46.24 [8] (0:11.64)	0:34.60 [8] (0:11.43)	0:23.17 [8] (0:11.17)	0:12.00 [4] (0:12.00)
Average Speed [km/h]	50.5	64.5	62.9	63.4	64.4	60.0
Top Speed [km/h]	63.9	65.9	63.6	64.2	65.4	63.4
Avg. Dist. to Rail [m]	8.4	3.1	2.3	1.2	6.6	8.7
Avg. Stride Freq. [Hz]	2.3	2.3	2.3	2.3	2.4	2.3
Avg. Stride Length [m]	6.7	7.7	7.5	7.6	7.6	7.2



- [] Ranking at each section and finish
- .-.- No data available at this section
- NA No data available



Horse/Jockey Name	Delyth
Final Rank	5
Fastest Section Time (Section)	0:11.18 (1000m)
Top Speed [km/h] (Section)	66.5 (1000m)
Race State	Finished



Sunshine Coast QLD Professional

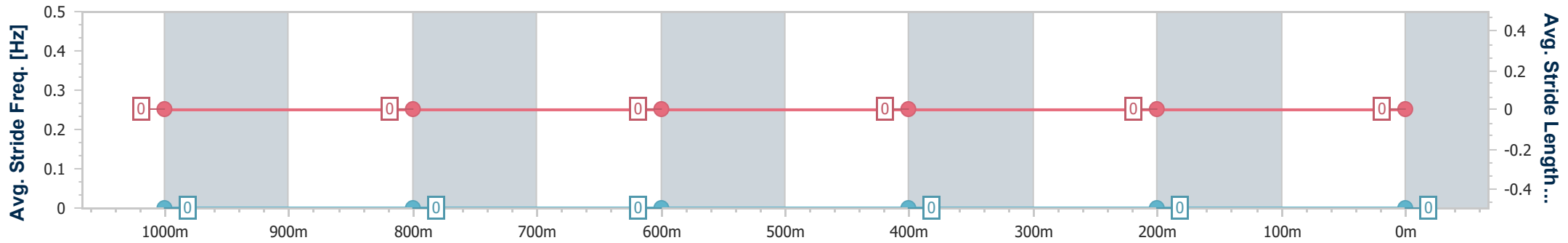
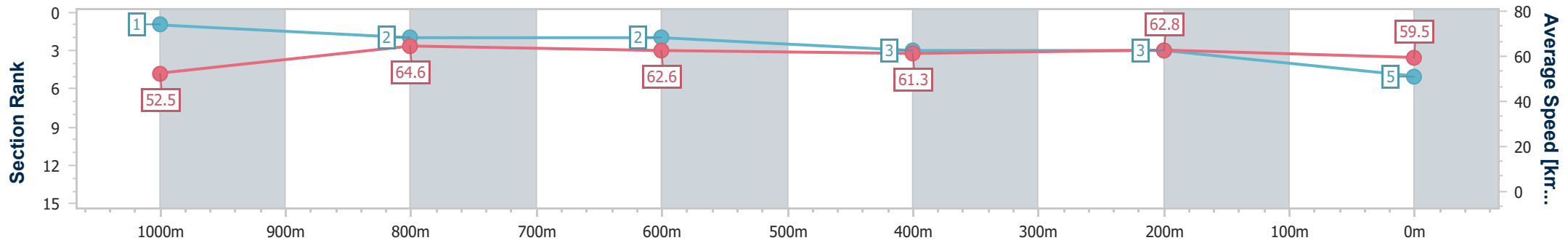
Race 8: TAB Class 3 Handicap - 1200m



05 February 2023 - 16:49

Track Rating: Good 4, Weather: Overcast, Rail Position: +2m Entire

Section	Overall	1000m	800m	600m	400m	200m
Section Times	1:11.82 [5] (0:13.74)	0:58.08 [1] (0:11.18)	0:46.90 [2] (0:11.58)	0:35.32 [2] (0:11.75)	0:23.57 [3] (0:11.48)	0:12.09 [3] (0:12.09)
Average Speed [km/h]	52.5	64.6	62.6	61.3	62.8	59.5
Top Speed [km/h]	66.4	66.5	63.8	63.3	64.3	62.2
Avg. Dist. to Rail [m]	2.1	1.4	1.2	0.3	0.9	2.7
Avg. Stride Freq. [Hz]	--	--	--	--	--	--
Avg. Stride Length [m]	--	--	--	--	--	--



- [] Ranking at each section and finish
- .-.- No data available at this section
- NA No data available



Horse/Jockey Name	Deluxe Legend
Final Rank	6
Fastest Section Time (Section)	0:11.21 (1000m)
Top Speed [km/h] (Section)	66.8 (1000m)
Race State	Finished



Sunshine Coast QLD Professional

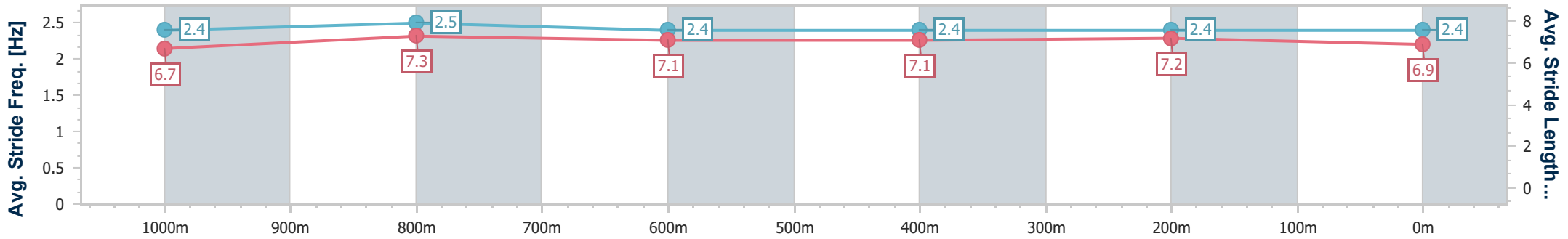
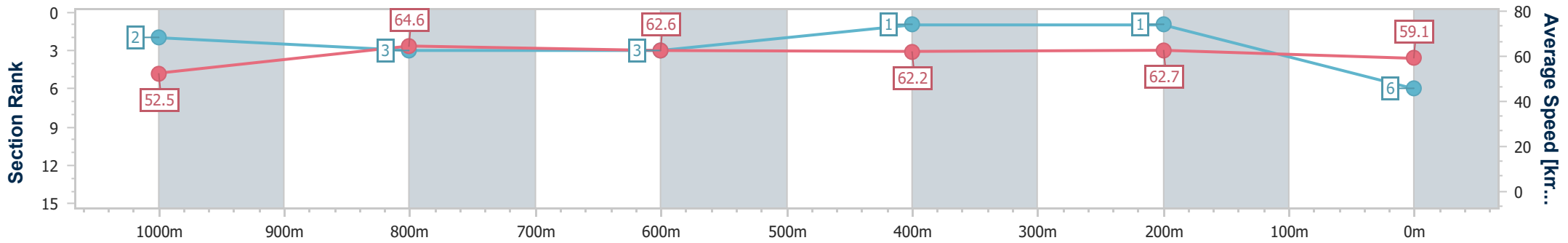
Race 8: TAB Class 3 Handicap - 1200m



05 February 2023 - 16:49

Track Rating: Good 4, Weather: Overcast, Rail Position: +2m Entire

Section	Overall	1000m	800m	600m	400m	200m
Section Times	1:11.85 [6] (0:13.74)	0:58.11 [2] (0:11.21)	0:46.90 [3] (0:11.65)	0:35.25 [3] (0:11.59)	0:23.66 [1] (0:11.50)	0:12.16 [1] (0:12.16)
Average Speed [km/h]	52.5	64.6	62.6	62.2	62.7	59.1
Top Speed [km/h]	66.7	66.8	64.5	63.7	63.8	63.2
Avg. Dist. to Rail [m]	8.8	4.1	2.0	0.4	1.9	3.4
Avg. Stride Freq. [Hz]	2.4	2.5	2.4	2.4	2.4	2.4
Avg. Stride Length [m]	6.7	7.3	7.1	7.1	7.2	6.9



- [] Ranking at each section and finish
- .-.- No data available at this section
- NA No data available



Horse/Jockey Name	The Kewess
Final Rank	7
Fastest Section Time (Section)	0:11.21 (1000m)
Top Speed [km/h] (Section)	66.1 (1000m)
Race State	Finished



Sunshine Coast QLD Professional

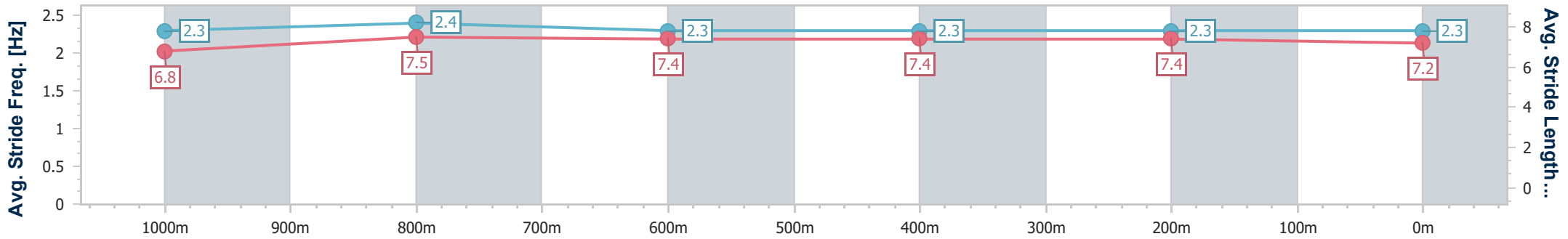
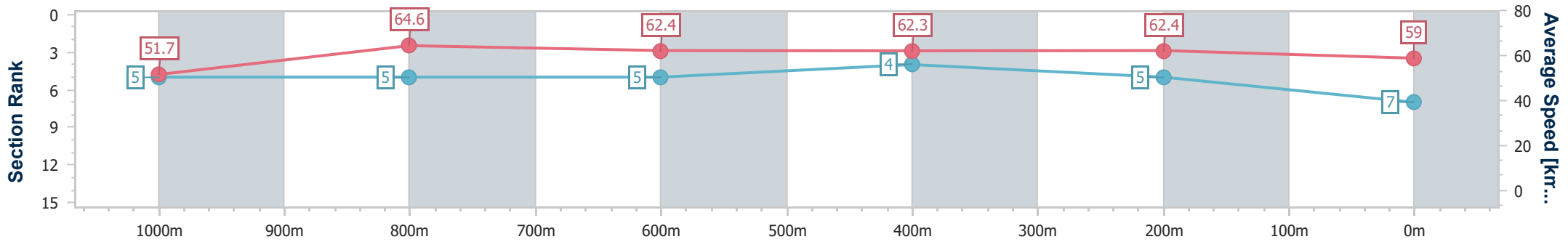
Race 8: TAB Class 3 Handicap - 1200m

05 February 2023 - 16:49



Track Rating: Good 4, Weather: Overcast, Rail Position: +2m Entire

Section	Overall	1000m	800m	600m	400m	200m
Section Times	1:11.99 [7] (0:13.94)	0:58.05 [5] (0:11.21)	0:46.84 [5] (0:11.57)	0:35.27 [5] (0:11.55)	0:23.72 [4] (0:11.54)	0:12.18 [5] (0:12.18)
Average Speed [km/h]	51.7	64.6	62.4	62.3	62.4	59.0
Top Speed [km/h]	65.8	66.1	63.5	63.4	63.2	62.4
Avg. Dist. to Rail [m]	3.5	2.3	0.7	0.5	2.6	5.0
Avg. Stride Freq. [Hz]	2.3	2.4	2.3	2.3	2.3	2.3
Avg. Stride Length [m]	6.8	7.5	7.4	7.4	7.4	7.2



- [] Ranking at each section and finish
- .-.- No data available at this section
- NA No data available



Horse/Jockey Name	Vetta Velocita
Final Rank	8
Fastest Section Time (Section)	0:11.21 (1000m)
Top Speed [km/h] (Section)	65.8 (600m)
Race State	Finished



Sunshine Coast QLD Professional

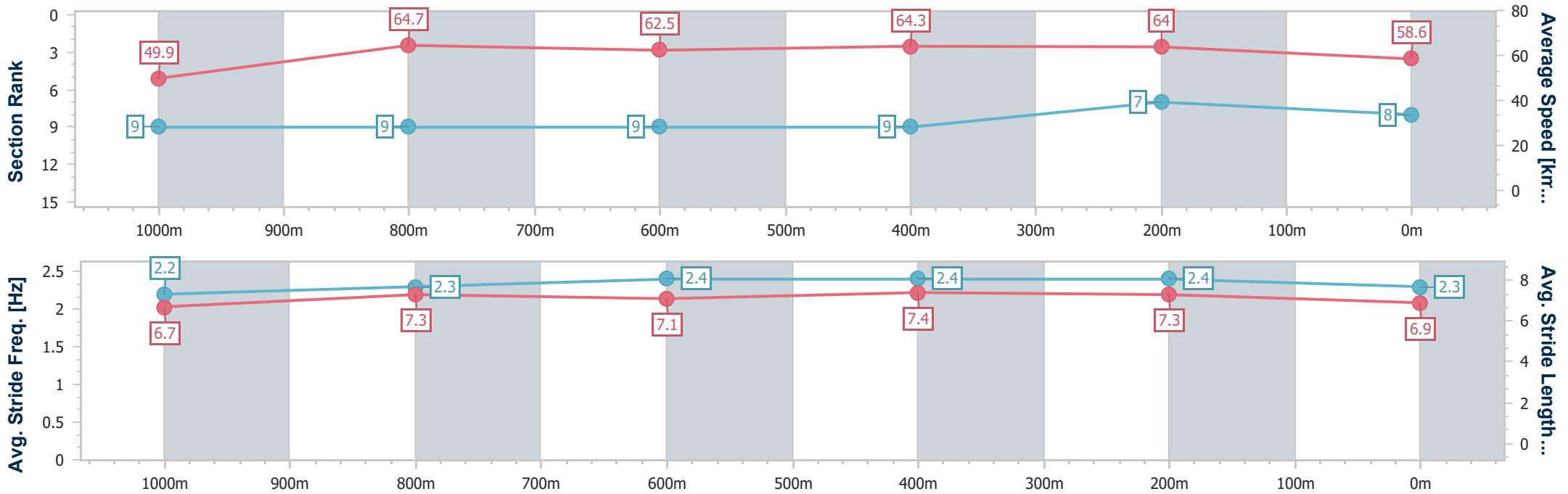
Race 8: TAB Class 3 Handicap - 1200m

05 February 2023 - 16:49



Track Rating: Good 4, Weather: Overcast, Rail Position: +2m Entire

Section	Overall	1000m	800m	600m	400m	200m
Section Times	1:12.04 [8] (0:14.44)	0:57.60 [9] (0:11.21)	0:46.39 [9] (0:11.62)	0:34.77 [9] (0:11.26)	0:23.51 [9] (0:11.23)	0:12.28 [7] (0:12.28)
Average Speed [km/h]	49.9	64.7	62.5	64.3	64.0	58.6
Top Speed [km/h]	63.2	65.0	64.1	65.8	65.7	62.0
Avg. Dist. to Rail [m]	3.3	2.3	1.6	0.8	0.4	0.8
Avg. Stride Freq. [Hz]	2.2	2.3	2.4	2.4	2.4	2.3
Avg. Stride Length [m]	6.7	7.3	7.1	7.4	7.3	6.9



- [] Ranking at each section and finish
- .-.- No data available at this section
- NA No data available



Horse/Jockey Name	Ljungberg
Final Rank	9
Fastest Section Time (Section)	0:11.15 (1000m)
Top Speed [km/h] (Section)	65.6 (1000m)
Race State	Finished



Sunshine Coast QLD Professional

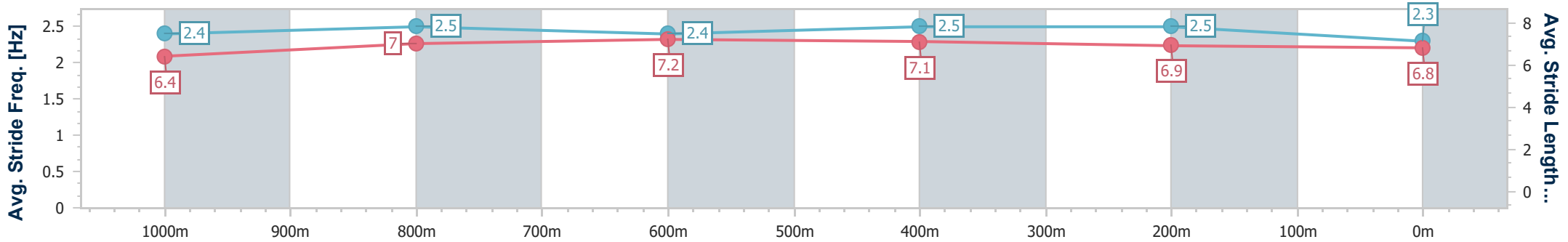
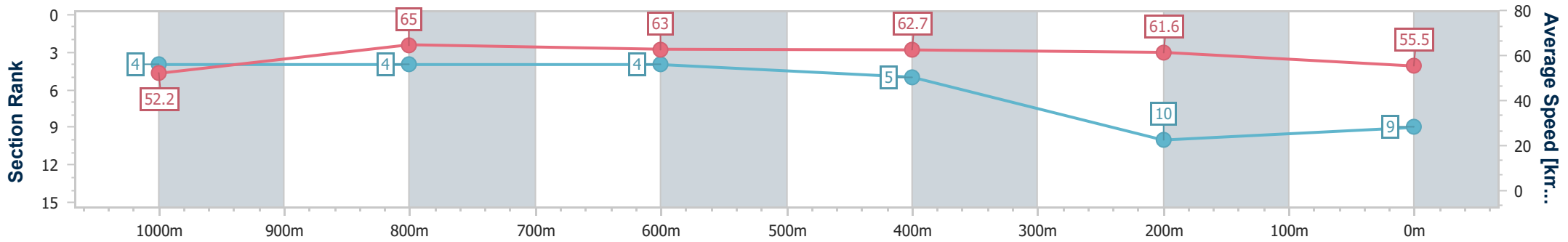
Race 8: TAB Class 3 Handicap - 1200m



05 February 2023 - 16:49

Track Rating: Good 4, Weather: Overcast, Rail Position: +2m Entire

Section	Overall	1000m	800m	600m	400m	200m
Section Times	1:12.94 [9] (0:13.80)	0:59.14 [4] (0:11.15)	0:47.99 [4] (0:11.63)	0:36.36 [4] (0:11.67)	0:24.69 [5] (0:11.71)	0:12.98 [10] (0:12.98)
Average Speed [km/h]	52.2	65.0	63.0	62.7	61.6	55.5
Top Speed [km/h]	65.3	65.6	64.3	63.9	62.6	59.3
Avg. Dist. to Rail [m]	7.4	3.1	2.8	2.7	4.9	7.2
Avg. Stride Freq. [Hz]	2.4	2.5	2.4	2.5	2.5	2.3
Avg. Stride Length [m]	6.4	7.0	7.2	7.1	6.9	6.8



- [] Ranking at each section and finish
- .-.- No data available at this section
- NA No data available



Horse/Jockey Name	Apple Tart
Final Rank	10
Fastest Section Time (Section)	0:11.00 (1000m)
Top Speed [km/h] (Section)	67.5 (1000m)
Race State	Finished



Sunshine Coast QLD Professional

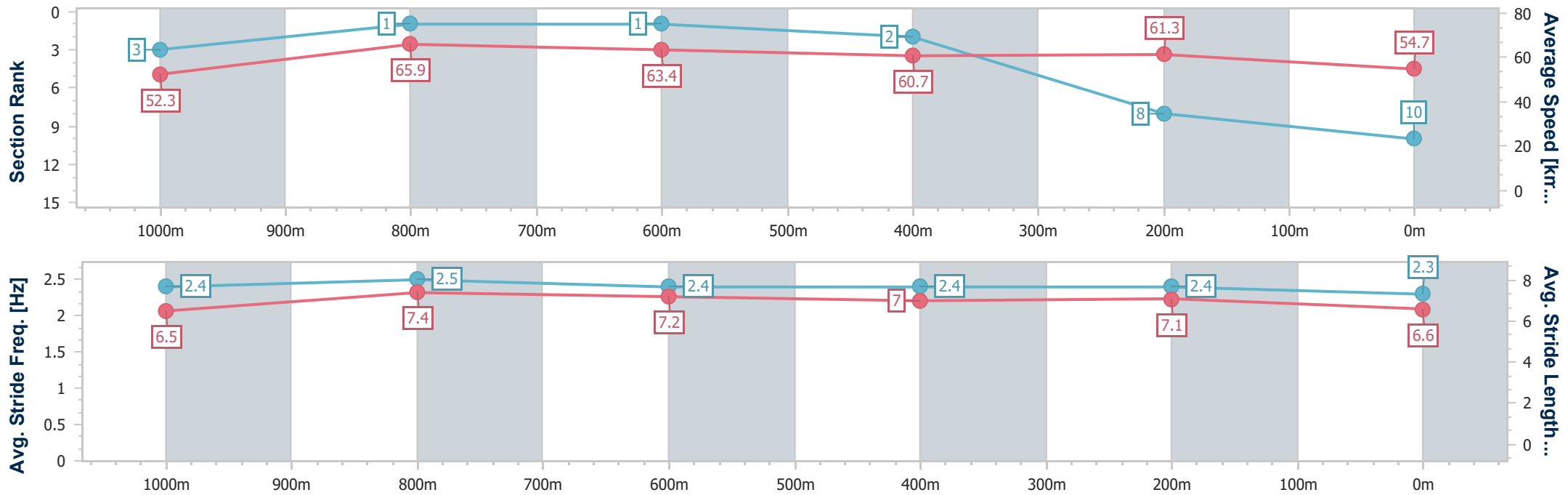
Race 8: TAB Class 3 Handicap - 1200m

05 February 2023 - 16:49



Track Rating: Good 4, Weather: Overcast, Rail Position: +2m Entire

Section	Overall	1000m	800m	600m	400m	200m
Section Times	1:13.02 [10] (0:13.78)	0:59.24 [3] (0:11.00)	0:48.24 [1] (0:11.43)	0:36.81 [1] (0:11.88)	0:24.93 [2] (0:11.75)	0:13.18 [8] (0:13.18)
Average Speed [km/h]	52.3	65.9	63.4	60.7	61.3	54.7
Top Speed [km/h]	67.4	67.5	67.5	62.8	62.7	59.6
Avg. Dist. to Rail [m]	3.6	3.0	1.2	0.4	1.5	2.3
Avg. Stride Freq. [Hz]	2.4	2.5	2.4	2.4	2.4	2.3
Avg. Stride Length [m]	6.5	7.4	7.2	7.0	7.1	6.6



- [] Ranking at each section and finish
- .-.- No data available at this section
- NA No data available