



Sunshine Coast QLD Professional
Race 7: MARTIN COLLINS AUSTRALIA QTIS Three-Year-Old
BENCHMARK 62 Handicap - 1300m
05 February 2023 - 16:08



Track Rating: Good 4, Weather: Overcast, Rail Position: +2m Entire

Section							Overall	1200m	1000m	800m	600m	400m	Last 600m
Field Times							1:18.89 (0:07.94)	1:10.95 (0:11.48)	0:59.47 (0:11.85)	0:47.62 (0:12.27)	0:35.35 (0:12.19)	0:23.16 (0:11.49)	0:35.35
Rank	TAB	Horse/Jockey	Barrier	Top Speed [km/h]	Fastest Section								Distance Travelled [m]
1	11	SUNSET SOIREE Ryan Maloney	11	67.7 400m	0:08.66 Overall	1:18.89 [1] (0:08.66)	1:10.23 [7] (0:11.67)	0:58.56 [6] (0:11.96)	0:46.60 [7] (0:12.12)	0:34.48 [7] (0:11.92)	0:22.56 [7] (0:10.98)	0:34.48	
2	4	NIPPA'S NIGHTCAP James Orman	3	65.4 400m	0:08.31 Overall	1:19.03 [2] (0:08.31)	1:10.72 [4] (0:11.66)	0:59.06 [4] (0:11.99)	0:47.07 [5] (0:12.17)	0:34.90 [5] (0:11.99)	0:22.91 [5] (0:11.27)	0:34.90	-1
3	12	ELLIEZ STAR Samantha Collett	7	65.5 400m	0:08.38 Overall	1:19.12 [3] (0:08.38)	1:10.74 [6] (0:11.95)	0:58.79 [7] (0:11.82)	0:46.97 [6] (0:12.08)	0:34.89 [6] (0:11.89)	0:23.00 [6] (0:11.17)	0:34.89	+5
4	10	MENARI MAGIC Sean Cormack	10	64.0 400m	0:07.94 Overall	1:19.32 [4] (0:07.94)	1:11.38 [1] (0:11.48)	0:59.90 [1] (0:11.85)	0:48.05 [1] (0:12.27)	0:35.78 [1] (0:12.19)	0:23.59 [1] (0:11.49)	0:35.78	+0
5	7	LIKE A LARK Justin Huxtable	4	64.7 400m	0:08.38 Overall	1:19.54 [5] (0:08.38)	1:11.16 [5] (0:11.64)	0:59.52 [5] (0:11.83)	0:47.69 [4] (0:12.17)	0:35.52 [4] (0:11.99)	0:23.53 [4] (0:11.32)	0:35.52	+4
6	5	SIX SIDES Tiffani Brooker	6	63.6 400m	0:08.23 Overall	1:19.58 [6] (0:08.23)	1:11.35 [3] (0:11.50)	0:59.85 [3] (0:11.82)	0:48.03 [3] (0:12.08)	0:35.95 [2] (0:12.21)	0:23.74 [2] (0:11.53)	0:35.95	+0
7	9	VIMINELE Michael Murphy	1	63.4 400m	0:08.06 Overall	1:19.89 [7] (0:08.06)	1:11.83 [2] (0:11.56)	1:00.27 [2] (0:11.88)	0:48.39 [2] (0:12.30)	0:36.09 [3] (0:12.19)	0:23.90 [3] (0:11.48)	0:36.09	-2

Scratched: Rebel News (#1), Where's Tekay Now (#2), Yes To Excess (#3), Zhuang Shi (#6), Whistling Spirit (#8), Parisian Lady (#13), Sizzling Gal (#14)

[] Ranking at each section and finish
 -:-:- No data available at this section
 NA No data available

SCN Saddle cloth number
 DNF Did not finish
 DNT Did not track



Sunshine Coast QLD Professional
Race 7: MARTIN COLLINS AUSTRALIA QTIS Three-Year-Old
BENCHMARK 62 Handicap - 1300m
05 February 2023 - 16:08



Track Rating: Good 4, Weather: Overcast, Rail Position: +2m Entire

Section				200m				Last 600m	
Field Times				0:11.67 (0:11.67)				0:35.35	
Rank	TAB	Horse/Jockey	Barrier	Top Speed [km/h]	Fastest Section	Margin			Distance Travelled [m]
1	11	SUNSET SOIREE Ryan Maloney	11	67.7 400m	0:08.66 Overall	0:11.58 [3] (0:11.58)	1:18.89		0:34.48
2	4	NIPPA'S NIGHTCAP James Orman	3	65.4 400m	0:08.31 Overall	0:11.64 [6] (0:11.64)	0.8L		0:34.90 -1
3	12	ELLIEZ STAR Samantha Collett	7	65.5 400m	0:08.38 Overall	0:11.83 [2] (0:11.83)	1.2L		0:34.89 +5
4	10	MENARI MAGIC Sean Cormack	10	64.0 400m	0:07.94 Overall	0:12.10 [1] (0:12.10)	2.2L		0:35.78 +0
5	7	LIKE A LARK Justin Huxtable	4	64.7 400m	0:08.38 Overall	0:12.21 [4] (0:12.21)	3.5L		0:35.52 +4
6	5	SIX SIDES Tiffani Brooker	6	63.6 400m	0:08.23 Overall	0:12.21 [5] (0:12.21)	3.7L		0:35.95 +0
7	9	VIMINELE Michael Murphy	1	63.4 400m	0:08.06 Overall	0:12.42 [7] (0:12.42)	5.5L		0:36.09 -2

Scratched: Rebel News (#1), Where's Tekay Now (#2), Yes To Excess (#3), Zhuang Shi (#6), Whistling Spirit (#8), Parisian Lady (#13), Sizzling Gal (#14)

[] Ranking at each section and finish
 -:-:- No data available at this section
 NA No data available

SCN Saddle cloth number
 DNF Did not finish
 DNT Did not track



Horse/Jockey Name	Sunset Soiree
Final Rank	1
Fastest Section Time (Section)	0:08.66 (Overall)
Top Speed [km/h] (Section)	67.7 (400m)
Race State	Finished



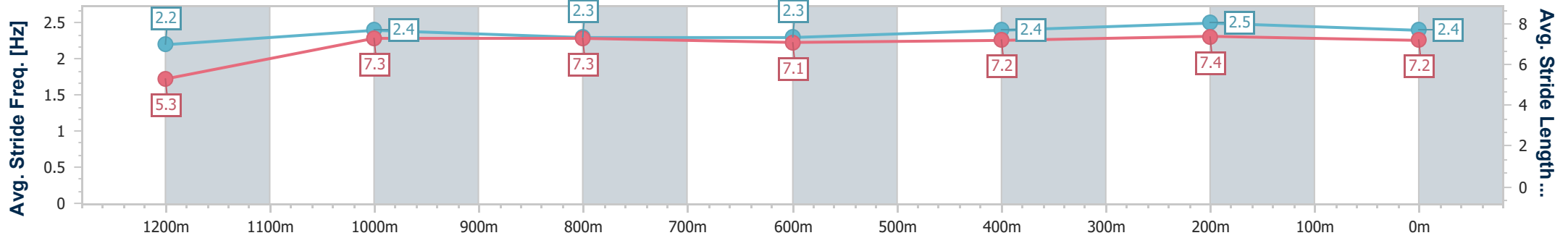
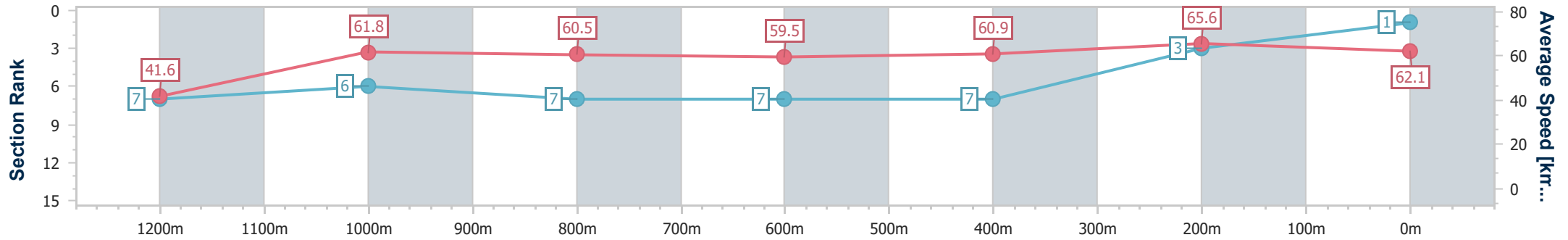
Sunshine Coast QLD Professional
 Race 7: MARTIN COLLINS AUSTRALIA QTIS Three-Year-Old
 BENCHMARK 62 Handicap - 1300m



05 February 2023 - 16:08

Track Rating: Good 4, Weather: Overcast, Rail Position: +2m Entire

Section	Overall	1200m	1000m	800m	600m	400m	200m
Section Times	1:18.89 [1] (0:08.66)	1:10.23 [7] (0:11.67)	0:58.56 [6] (0:11.96)	0:46.60 [7] (0:12.12)	0:34.48 [7] (0:11.92)	0:22.56 [7] (0:10.98)	0:11.58 [3] (0:11.58)
Average Speed [km/h]	41.6	61.8	60.5	59.5	60.9	65.6	62.1
Top Speed [km/h]	59.2	62.4	61.7	61.5	62.4	67.7	64.5
Avg. Dist. to Rail [m]	10.3	3.2	2.1	0.4	1.3	7.1	8.9
Avg. Stride Freq. [Hz]	2.2	2.4	2.3	2.3	2.4	2.5	2.4
Avg. Stride Length [m]	5.3	7.3	7.3	7.1	7.2	7.4	7.2



- [] Ranking at each section and finish
- .-.- No data available at this section
- NA No data available



Horse/Jockey Name	Nippa's Nightcap
Final Rank	2
Fastest Section Time (Section)	0:08.31 (Overall)
Top Speed [km/h] (Section)	65.4 (400m)
Race State	Finished



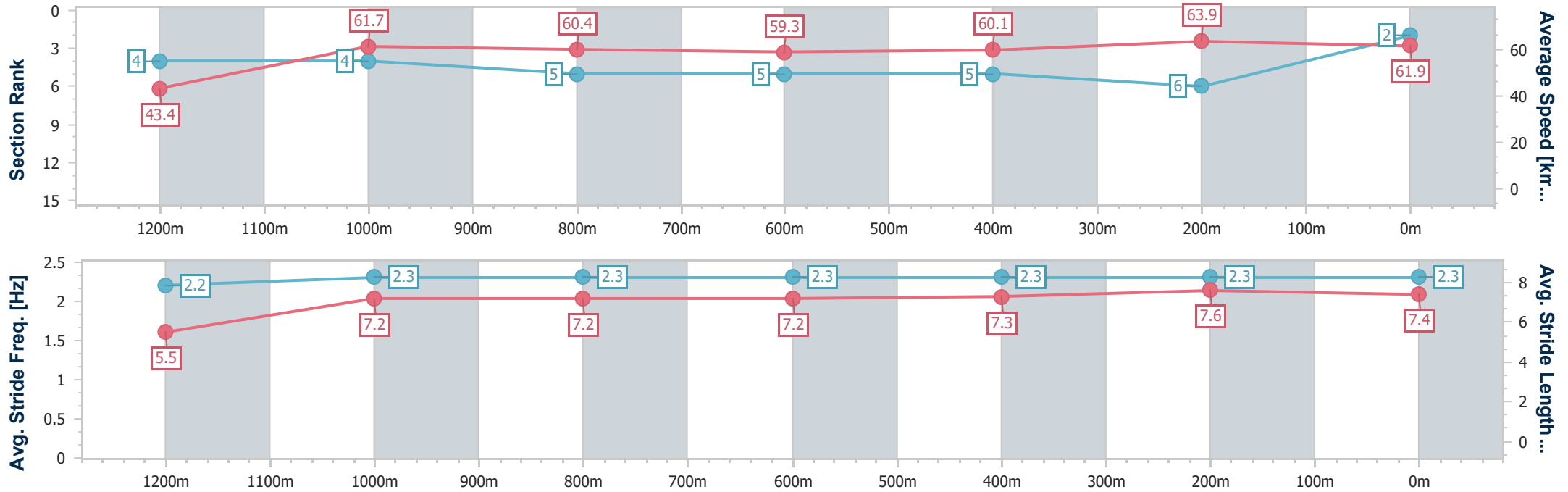
Sunshine Coast QLD Professional
 Race 7: MARTIN COLLINS AUSTRALIA QTIS Three-Year-Old
 BENCHMARK 62 Handicap - 1300m



05 February 2023 - 16:08

Track Rating: Good 4, Weather: Overcast, Rail Position: +2m Entire

Section	Overall	1200m	1000m	800m	600m	400m	200m
Section Times	1:19.03 [2] (0:08.31)	1:10.72 [4] (0:11.66)	0:59.06 [4] (0:11.99)	0:47.07 [5] (0:12.17)	0:34.90 [5] (0:11.99)	0:22.91 [5] (0:11.27)	0:11.64 [6] (0:11.64)
Average Speed [km/h]	43.4	61.7	60.4	59.3	60.1	63.9	61.9
Top Speed [km/h]	59.8	64.1	61.6	59.9	62.3	65.4	64.3
Avg. Dist. to Rail [m]	6.6	2.5	2.2	0.5	0.2	2.8	3.2
Avg. Stride Freq. [Hz]	2.2	2.3	2.3	2.3	2.3	2.3	2.3
Avg. Stride Length [m]	5.5	7.2	7.2	7.2	7.3	7.6	7.4



- [] Ranking at each section and finish
- .-.- No data available at this section
- NA No data available



Horse/Jockey Name	Elliez Star
Final Rank	3
Fastest Section Time (Section)	0:08.38 (Overall)
Top Speed [km/h] (Section)	65.5 (400m)
Race State	Finished



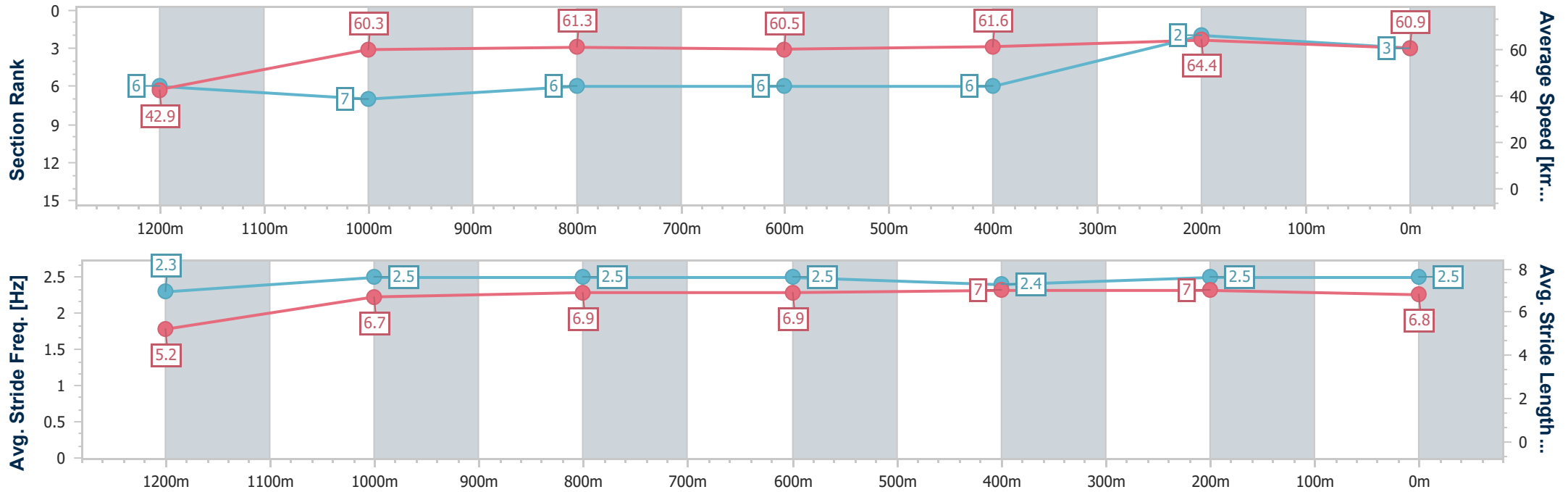
Sunshine Coast QLD Professional
 Race 7: MARTIN COLLINS AUSTRALIA QTIS Three-Year-Old
 BENCHMARK 62 Handicap - 1300m



05 February 2023 - 16:08

Track Rating: Good 4, Weather: Overcast, Rail Position: +2m Entire

Section	Overall	1200m	1000m	800m	600m	400m	200m
Section Times	1:19.12 [3] (0:08.38)	1:10.74 [6] (0:11.95)	0:58.79 [7] (0:11.82)	0:46.97 [6] (0:12.08)	0:34.89 [6] (0:11.89)	0:23.00 [6] (0:11.17)	0:11.83 [2] (0:11.83)
Average Speed [km/h]	42.9	60.3	61.3	60.5	61.6	64.4	60.9
Top Speed [km/h]	59.6	62.4	63.2	61.9	63.3	65.5	65.0
Avg. Dist. to Rail [m]	9.2	4.1	3.1	2.7	2.6	7.4	8.6
Avg. Stride Freq. [Hz]	2.3	2.5	2.5	2.5	2.4	2.5	2.5
Avg. Stride Length [m]	5.2	6.7	6.9	6.9	7.0	7.0	6.8



- [] Ranking at each section and finish
- .-.- No data available at this section
- NA No data available



Horse/Jockey Name	Menari Magic
Final Rank	4
Fastest Section Time (Section)	0:07.94 (Overall)
Top Speed [km/h] (Section)	64.0 (400m)
Race State	Finished



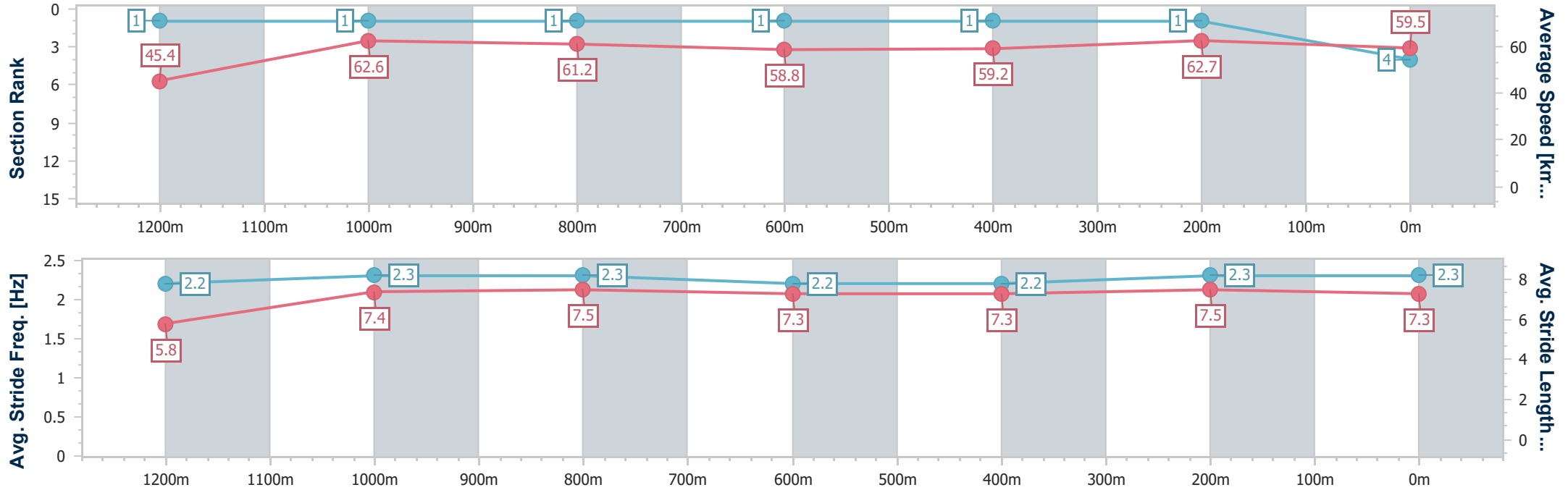
Sunshine Coast QLD Professional
 Race 7: MARTIN COLLINS AUSTRALIA QTIS Three-Year-Old
 BENCHMARK 62 Handicap - 1300m



05 February 2023 - 16:08

Track Rating: Good 4, Weather: Overcast, Rail Position: +2m Entire

Section	Overall	1200m	1000m	800m	600m	400m	200m
Section Times	1:19.32 [4] (0:07.94)	1:11.38 [1] (0:11.48)	0:59.90 [1] (0:11.85)	0:48.05 [1] (0:12.27)	0:35.78 [1] (0:12.19)	0:23.59 [1] (0:11.49)	0:12.10 [1] (0:12.10)
Average Speed [km/h]	45.4	62.6	61.2	58.8	59.2	62.7	59.5
Top Speed [km/h]	62.0	63.4	62.7	59.1	61.4	64.0	62.1
Avg. Dist. to Rail [m]	10.0	4.0	2.2	0.6	0.7	4.4	5.2
Avg. Stride Freq. [Hz]	2.2	2.3	2.3	2.2	2.2	2.3	2.3
Avg. Stride Length [m]	5.8	7.4	7.5	7.3	7.3	7.5	7.3



- [] Ranking at each section and finish
- .-.-.- No data available at this section
- NA No data available



Horse/Jockey Name	Like A Lark
Final Rank	5
Fastest Section Time (Section)	0:08.38 (Overall)
Top Speed [km/h] (Section)	64.7 (400m)
Race State	Finished



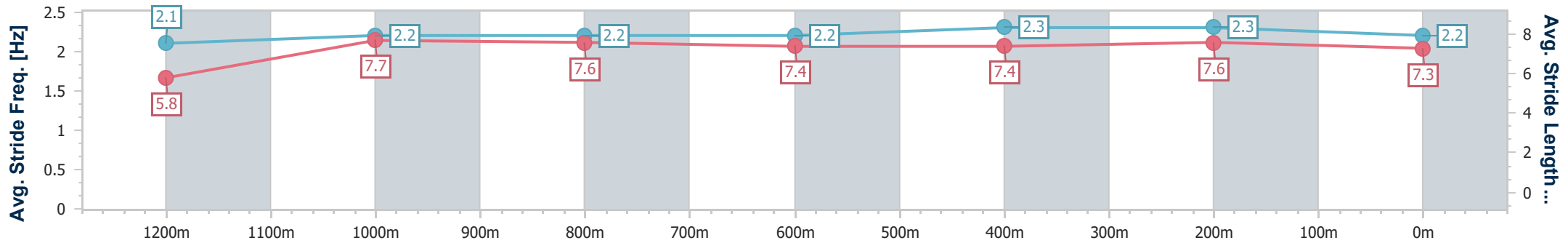
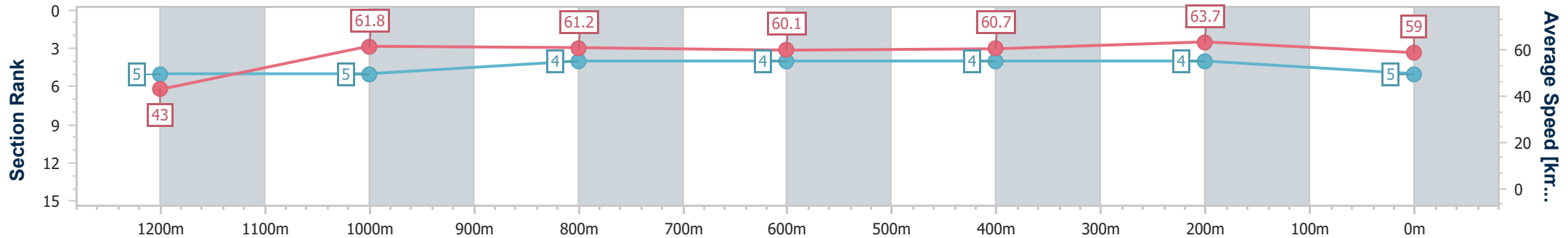
Sunshine Coast QLD Professional
 Race 7: MARTIN COLLINS AUSTRALIA QTIS Three-Year-Old
 BENCHMARK 62 Handicap - 1300m



05 February 2023 - 16:08

Track Rating: Good 4, Weather: Overcast, Rail Position: +2m Entire

Section	Overall	1200m	1000m	800m	600m	400m	200m
Section Times	1:19.54 [5] (0:08.38)	1:11.16 [5] (0:11.64)	0:59.52 [5] (0:11.83)	0:47.69 [4] (0:12.17)	0:35.52 [4] (0:11.99)	0:23.53 [4] (0:11.32)	0:12.21 [4] (0:12.21)
Average Speed [km/h]	43.0	61.8	61.2	60.1	60.7	63.7	59.0
Top Speed [km/h]	59.9	62.7	62.2	61.7	62.2	64.7	62.6
Avg. Dist. to Rail [m]	7.2	3.2	2.7	2.4	1.9	5.8	8.8
Avg. Stride Freq. [Hz]	2.1	2.2	2.2	2.2	2.3	2.3	2.2
Avg. Stride Length [m]	5.8	7.7	7.6	7.4	7.4	7.6	7.3



- [] Ranking at each section and finish
- .-.- No data available at this section
- NA No data available



Horse/Jockey Name	Six Sides
Final Rank	6
Fastest Section Time (Section)	0:08.23 (Overall)
Top Speed [km/h] (Section)	63.6 (400m)
Race State	Finished



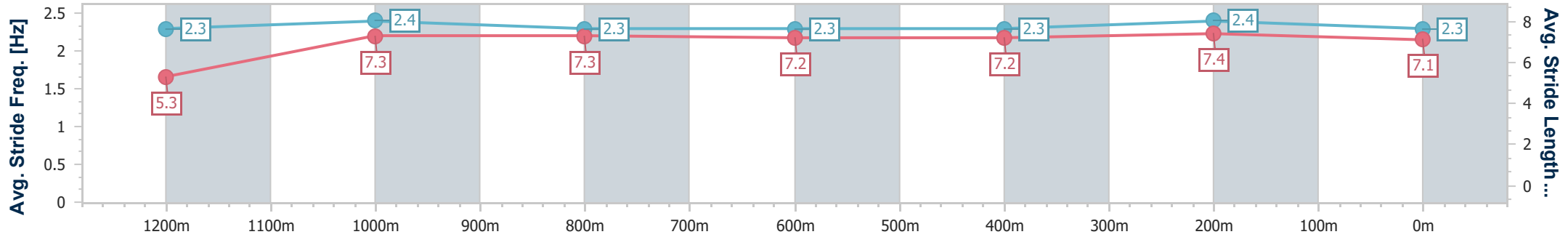
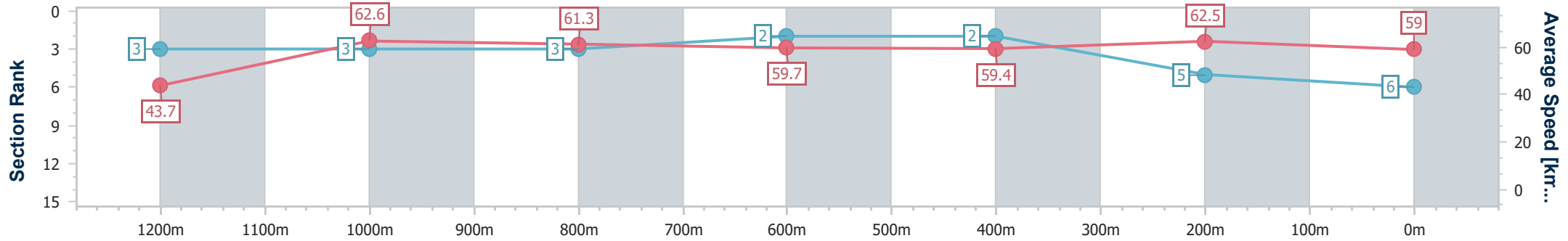
Sunshine Coast QLD Professional
 Race 7: MARTIN COLLINS AUSTRALIA QTIS Three-Year-Old
 BENCHMARK 62 Handicap - 1300m



05 February 2023 - 16:08

Track Rating: Good 4, Weather: Overcast, Rail Position: +2m Entire

Section	Overall	1200m	1000m	800m	600m	400m	200m
Section Times	1:19.58 [6] (0:08.23)	1:11.35 [3] (0:11.50)	0:59.85 [3] (0:11.82)	0:48.03 [3] (0:12.08)	0:35.95 [2] (0:12.21)	0:23.74 [2] (0:11.53)	0:12.21 [5] (0:12.21)
Average Speed [km/h]	43.7	62.6	61.3	59.7	59.4	62.5	59.0
Top Speed [km/h]	61.0	63.5	62.2	60.9	61.7	63.6	62.4
Avg. Dist. to Rail [m]	6.8	2.9	2.5	0.5	1.0	5.8	7.3
Avg. Stride Freq. [Hz]	2.3	2.4	2.3	2.3	2.3	2.4	2.3
Avg. Stride Length [m]	5.3	7.3	7.3	7.2	7.2	7.4	7.1



- [] Ranking at each section and finish
- .-.- No data available at this section
- NA No data available



Horse/Jockey Name	Viminele
Final Rank	7
Fastest Section Time (Section)	0:08.06 (Overall)
Top Speed [km/h] (Section)	63.4 (400m)
Race State	Finished



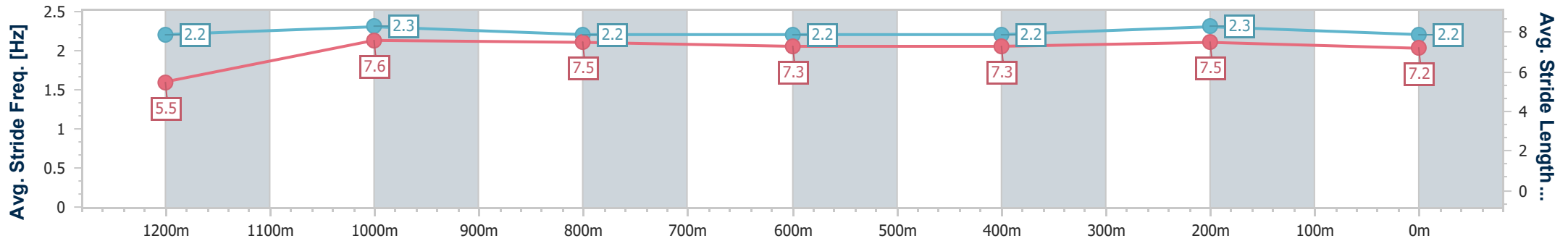
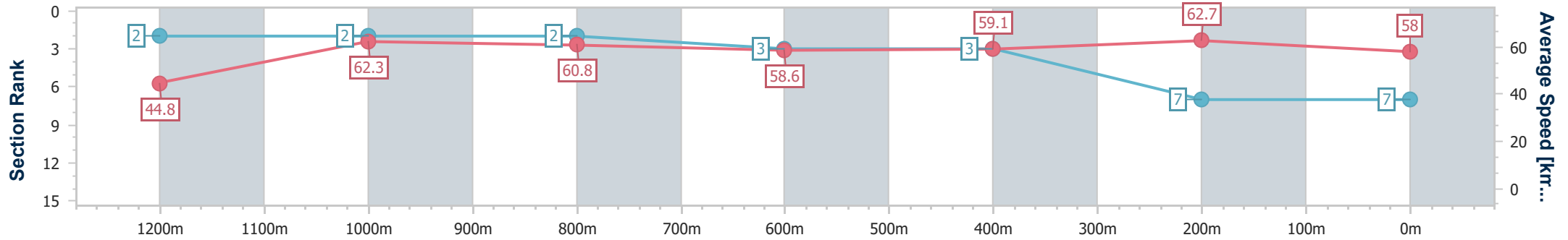
Sunshine Coast QLD Professional
 Race 7: MARTIN COLLINS AUSTRALIA QTIS Three-Year-Old
 BENCHMARK 62 Handicap - 1300m



05 February 2023 - 16:08

Track Rating: Good 4, Weather: Overcast, Rail Position: +2m Entire

Section	Overall	1200m	1000m	800m	600m	400m	200m
Section Times	1:19.89 [7] (0:08.06)	1:11.83 [2] (0:11.56)	1:00.27 [2] (0:11.88)	0:48.39 [2] (0:12.30)	0:36.09 [3] (0:12.19)	0:23.90 [3] (0:11.48)	0:12.42 [7] (0:12.42)
Average Speed [km/h]	44.8	62.3	60.8	58.6	59.1	62.7	58.0
Top Speed [km/h]	62.3	62.7	62.2	59.5	61.2	63.4	61.9
Avg. Dist. to Rail [m]	5.7	2.3	1.7	0.5	0.3	2.1	3.4
Avg. Stride Freq. [Hz]	2.2	2.3	2.2	2.2	2.2	2.3	2.2
Avg. Stride Length [m]	5.5	7.6	7.5	7.3	7.3	7.5	7.2



- [] Ranking at each section and finish
- .-.- No data available at this section
- NA No data available