

Track Rating: Good 4, Weather: Overcast, Rail Position: +2m Entire

Section		Field Times										Last 600m	
		Overall	1200m	1000m	800m	600m	400m						0:36.38
		1:25.98 (0:13.98)	1:12.00 (0:11.35)	1:00.65 (0:11.96)	0:48.69 (0:12.31)	0:36.38 (0:12.00)	0:24.38 (0:11.93)						
Rank	TAB	Horse/Jockey	Barrier	Top Speed [km/h]	Fastest Section							Distance Travelled [m]	
1	6	BALTRAY	5	65.2	0:11.40	1:25.98 [1]	1:11.37 [9]	0:59.86 [7]	0:47.83 [7]	0:35.43 [7]	0:23.71 [6]	0:35.43	
		Michael Cahill		Overall	400m	(0:14.61)	(0:11.51)	(0:12.03)	(0:12.40)	(0:11.72)	(0:11.40)		
2	11	ALLBERIN	17	64.4	0:11.60	1:26.36 [2]	1:11.45 [12]	0:59.77 [11]	0:47.82 [11]	0:35.40 [10]	0:23.79 [7]	0:35.40	-2
		Tiffani Brooker		600m	400m	(0:14.91)	(0:11.68)	(0:11.95)	(0:12.42)	(0:11.61)	(0:11.60)		
3	5	BLUE RAY	11	64.2	0:11.50	1:26.37 [3]	1:12.22 [4]	1:00.72 [5]	0:48.46 [6]	0:35.94 [6]	0:23.78 [9]	0:35.94	+1
		James Orman		1200m	1200m	(0:14.15)	(0:11.50)	(0:12.26)	(0:12.52)	(0:12.16)	(0:11.66)		
4	2	CANNY IMPACT	18	64.7	0:11.42	1:26.43 [4]	1:12.38 [2]	1:00.96 [2]	0:49.01 [1]	0:36.83 [1]	0:24.83 [1]	0:36.83	-2
		Justin Huxtable		1200m	1200m	(0:14.05)	(0:11.42)	(0:11.95)	(0:12.18)	(0:12.00)	(0:11.93)		
5	14	BROOKLYN MAM	16	64.8	0:11.33	1:26.61 [5]	1:11.72 [11]	0:59.87 [12]	0:47.91 [12]	0:35.46 [12]	0:23.70 [11]	0:35.46	-1
		Ben Thompson		400m	400m	(0:14.89)	(0:11.85)	(0:11.96)	(0:12.45)	(0:11.76)	(0:11.33)		
6	3	MASTER TYLER	14	64.2	0:11.39	1:26.63 [6]	1:11.97 [10]	1:00.15 [10]	0:48.17 [10]	0:35.71 [9]	0:24.00 [8]	0:35.71	+1
		Nikita Beriman		400m	400m	(0:14.66)	(0:11.82)	(0:11.98)	(0:12.46)	(0:11.71)	(0:11.39)		
7	17	SUPER SHARES	7	64.5	0:11.62	1:26.81 [7]	1:12.49 [6]	1:00.87 [6]	0:48.92 [5]	0:36.60 [5]	0:24.74 [4]	0:36.60	-3
		Taylor Marshall		Overall	1200m	(0:14.32)	(0:11.62)	(0:11.95)	(0:12.32)	(0:11.86)	(0:11.88)		
8	9	LYTABLAZE	1	63.9	0:11.44	1:27.20 [8]	1:12.98 [5]	1:01.54 [4]	0:49.69 [3]	0:37.33 [3]	0:25.24 [3]	0:37.33	-2
		Angela Jones		1200m	1200m	(0:14.22)	(0:11.44)	(0:11.85)	(0:12.36)	(0:12.09)	(0:12.02)		
9	1	WORD FROM ABOVE	6	63.7	0:11.77	1:27.21 [9]	1:12.79 [7]	1:01.02 [8]	0:49.04 [8]	0:36.53 [8]	0:24.49 [10]	0:36.53	+3
		Adam Sewell		Overall	1200m	(0:14.42)	(0:11.77)	(0:11.98)	(0:12.51)	(0:12.04)	(0:11.84)		
10	12	I AM PEARL	8	63.3	0:11.53	1:27.42 [10]	1:13.30 [3]	1:01.77 [3]	0:49.76 [4]	0:37.41 [4]	0:25.31 [5]	0:37.41	+1
		Georgina Cartwright		1200m	1200m	(0:14.12)	(0:11.53)	(0:12.01)	(0:12.35)	(0:12.10)	(0:12.10)		

Scratched: Time To Testify (#4), Capital Eyes (#8), Swanic Boom (#10), Aynat (#13), Lord Louison (#15), Boddington (#16)



Sunshine Coast QLD Professional

Race 5: WIMMERS PREMIUM SOFT DRINKS Maiden Handicap - 1400m

05 February 2023 - 14:51



Track Rating: Good 4, Weather: Overcast, Rail Position: +2m Entire

Section	Overall	1200m	1000m	800m	600m	400m	Last 600m
Field Times	1:25.98 (0:13.98)	1:12.00 (0:11.35)	1:00.65 (0:11.96)	0:48.69 (0:12.31)	0:36.38 (0:12.00)	0:24.38 (0:11.93)	0:36.38

Rank	TAB	Horse/Jockey	Barrier	Top Speed [km/h]	Fastest Section	Overall	1200m	1000m	800m	600m	400m	Last 600m	Distance Travelled [m]
11	18	MONT ROYAL Melea Castle	3	65.0 1200m	0:11.35 1200m	1:29.17 [11] (0:13.98)	1:15.19 [1] (0:11.35)	1:03.84 [1] (0:11.96)	0:51.88 [2] (0:12.44)	0:39.44 [2] (0:12.07)	0:27.37 [2] (0:12.60)	0:39.44	+0
12	7	DAULAT TAMAKAHGAO Cody Collis	15	62.3 1200m	0:11.79 1200m	1:29.40 [12] (0:14.49)	1:14.91 [8] (0:11.79)	1:03.12 [9] (0:12.06)	0:51.06 [9] (0:12.62)	0:38.44 [11] (0:12.32)	0:26.12 [12] (0:12.38)	0:38.44	+4

Scratched: Time To Testify (#4), Capital Eyes (#8), Swanic Boom (#10), Aynat (#13), Lord Louison (#15), Boddington (#16)

[] Ranking at each section and finish
 -:-:-:- No data available at this section
 NA No data available

SCN Saddle cloth number
 DNF Did not finish
 DNT Did not track



Sunshine Coast QLD Professional

Race 5: WIMMERS PREMIUM SOFT DRINKS Maiden Handicap - 1400m

05 February 2023 - 14:51



Track Rating: Good 4, Weather: Overcast, Rail Position: +2m Entire

Section				200m				Last 600m	
Field Times				0:12.45 (0:12.45)				0:36.38	
Rank	TAB	Horse/Jockey	Barrier	Top Speed [km/h]	Fastest Section	Margin			Distance Travelled [m]
1	6	BALTRAY Michael Cahill	5	65.2 Overall	0:11.40 400m	0:12.31 [2] (0:12.31)	1:25.98		0:35.43
2	11	ALLBERIN Tiffani Brooker	17	64.4 600m	0:11.60 400m	0:12.19 [6] (0:12.19)	2L		0:35.40 -2
3	5	BLUE RAY James Orman	11	64.2 1200m	0:11.50 1200m	0:12.12 [9] (0:12.12)	2.1L		0:35.94 +1
4	2	CANNY IMPACT Justin Huxtable	18	64.7 1200m	0:11.42 1200m	0:12.90 [1] (0:12.90)	2.3L		0:36.83 -2
5	14	BROOKLYN MAM Ben Thompson	16	64.8 400m	0:11.33 400m	0:12.37 [8] (0:12.37)	3.3L		0:35.46 -1
6	3	MASTER TYLER Nikita Beriman	14	64.2 400m	0:11.39 400m	0:12.61 [5] (0:12.61)	3.4L		0:35.71 +1
7	17	SUPER SHARES Taylor Marshall	7	64.5 Overall	0:11.62 1200m	0:12.86 [3] (0:12.86)	4.4L		0:36.60 -3
8	9	LYTABLAZE Angela Jones	1	63.9 1200m	0:11.44 1200m	0:13.22 [4] (0:13.22)	6.7L		0:37.33 -2
9	1	WORD FROM ABOVE Adam Sewell	6	63.7 Overall	0:11.77 1200m	0:12.65 [10] (0:12.65)	6.8L		0:36.53 +3
10	12	I AM PEARL Georgina Cartwright	8	63.3 1200m	0:11.53 1200m	0:13.21 [7] (0:13.21)	8.1L		0:37.41 +1

Scratched: Time To Testify (#4), Capital Eyes (#8), Swanic Boom (#10), Aynat (#13), Lord Louison (#15), Boddington (#16)

[] Ranking at each section and finish
 -:-:- No data available at this section
 NA No data available

SCN Saddle cloth number
 DNF Did not finish
 DNT Did not track



Sunshine Coast QLD Professional

Race 5: WIMMERS PREMIUM SOFT DRINKS Maiden Handicap - 1400m

05 February 2023 - 14:51



Track Rating: Good 4, Weather: Overcast, Rail Position: +2m Entire

Section				200m				Last 600m		
Field Times				0:12.45 (0:12.45)				0:36.38		
Rank	TAB	Horse/Jockey	Barrier	Top Speed [km/h]	Fastest Section	Margin			Distance Travelled [m]	
11	18	MONT ROYAL	3	65.0	0:11.35	0:14.77 [11]	18.4L		0:39.44	+0
		Melea Castle		1200m	1200m	(0:14.77)				
12	7	DAULAT TAMAKAHGAO	15	62.3	0:11.79	0:13.74 [12]	19.7L		0:38.44	+4
		Cody Collis		1200m	1200m	(0:13.74)				

Scratched: Time To Testify (#4), Capital Eyes (#8), Swanic Boom (#10), Aynat (#13), Lord Louison (#15), Boddington (#16)



Horse/Jockey Name	Baltray
Final Rank	1
Fastest Section Time (Section)	0:11.40 (400m)
Top Speed [km/h] (Section)	65.2 (Overall)
Race State	Finished



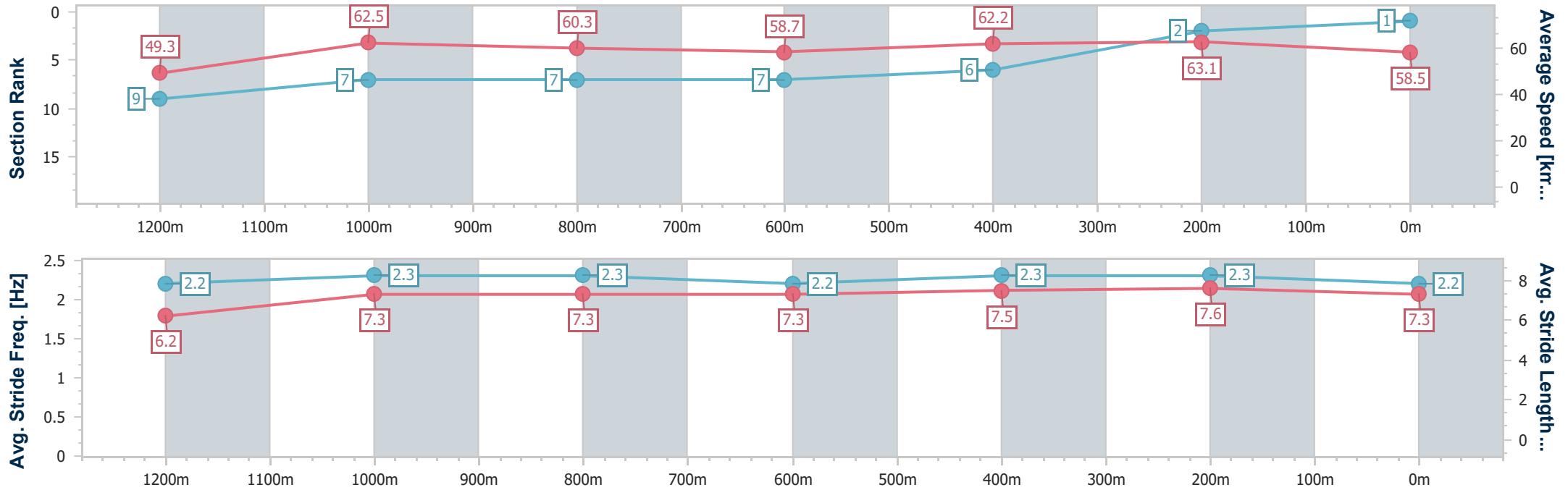
Sunshine Coast QLD Professional
Race 5: WIMMERS PREMIUM SOFT DRINKS Maiden Handicap - 1400m



05 February 2023 - 14:51

Track Rating: Good 4, Weather: Overcast, Rail Position: +2m Entire

Section	Overall	1200m	1000m	800m	600m	400m	200m
Section Times	1:25.98 [1] (0:14.61)	1:11.37 [9] (0:11.51)	0:59.86 [7] (0:12.03)	0:47.83 [7] (0:12.40)	0:35.43 [7] (0:11.72)	0:23.71 [6] (0:11.40)	0:12.31 [2] (0:12.31)
Average Speed [km/h]	49.3	62.5	60.3	58.7	62.2	63.1	58.5
Top Speed [km/h]	65.2	64.0	60.7	60.9	63.8	64.0	62.7
Avg. Dist. to Rail [m]	5.1	2.5	2.7	1.9	1.7	5.1	5.4
Avg. Stride Freq. [Hz]	2.2	2.3	2.3	2.2	2.3	2.3	2.2
Avg. Stride Length [m]	6.2	7.3	7.3	7.3	7.5	7.6	7.3



- [] Ranking at each section and finish
- .-.- No data available at this section
- NA No data available



Horse/Jockey Name	Allberin
Final Rank	2
Fastest Section Time (Section)	0:11.60 (400m)
Top Speed [km/h] (Section)	64.4 (600m)
Race State	Finished



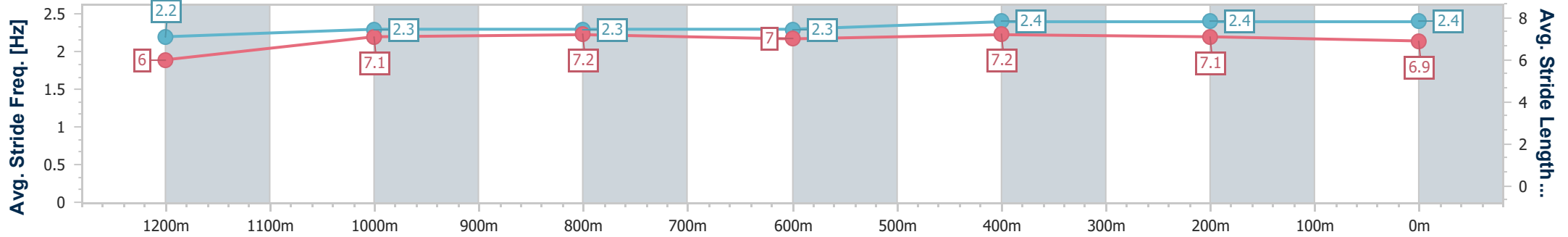
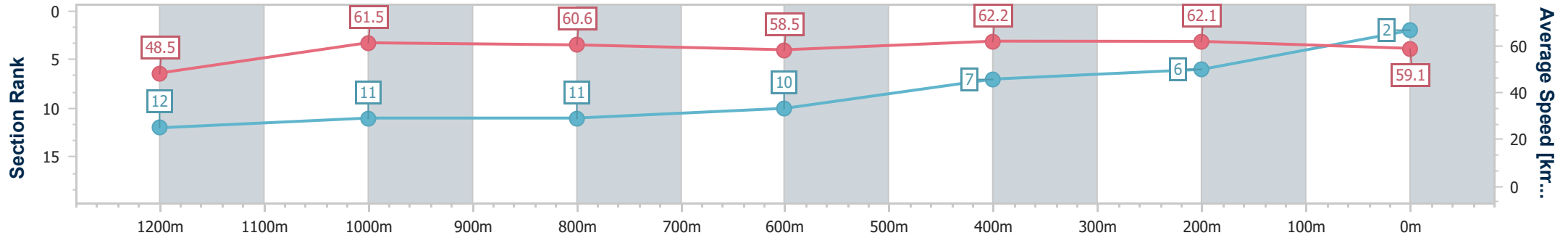
Sunshine Coast QLD Professional
Race 5: WIMMERS PREMIUM SOFT DRINKS Maiden Handicap - 1400m



05 February 2023 - 14:51

Track Rating: Good 4, Weather: Overcast, Rail Position: +2m Entire

Section	Overall	1200m	1000m	800m	600m	400m	200m
Section Times	1:26.36 [2] (0:14.91)	1:11.45 [12] (0:11.68)	0:59.77 [11] (0:11.95)	0:47.82 [11] (0:12.42)	0:35.40 [10] (0:11.61)	0:23.79 [7] (0:11.60)	0:12.19 [6] (0:12.19)
Average Speed [km/h]	48.5	61.5	60.6	58.5	62.2	62.1	59.1
Top Speed [km/h]	62.7	63.4	61.2	60.1	64.4	63.8	61.1
Avg. Dist. to Rail [m]	8.9	2.6	2.2	1.4	0.6	2.2	2.6
Avg. Stride Freq. [Hz]	2.2	2.3	2.3	2.3	2.4	2.4	2.4
Avg. Stride Length [m]	6.0	7.1	7.2	7.0	7.2	7.1	6.9



- [] Ranking at each section and finish
- .-.- No data available at this section
- NA No data available



Horse/Jockey Name	Blue Ray
Final Rank	3
Fastest Section Time (Section)	0:11.50 (1200m)
Top Speed [km/h] (Section)	64.2 (1200m)
Race State	Finished



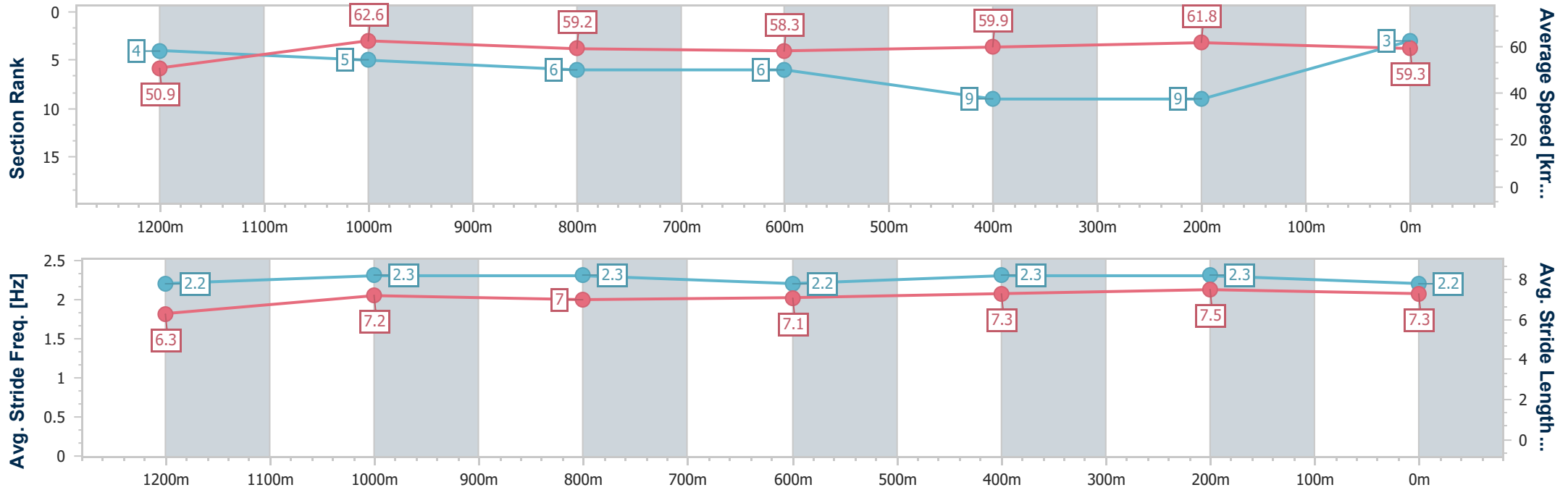
Sunshine Coast QLD Professional
Race 5: WIMMERS PREMIUM SOFT DRINKS Maiden Handicap - 1400m



05 February 2023 - 14:51

Track Rating: Good 4, Weather: Overcast, Rail Position: +2m Entire

Section	Overall	1200m	1000m	800m	600m	400m	200m
Section Times	1:26.37 [3] (0:14.15)	1:12.22 [4] (0:11.50)	1:00.72 [5] (0:12.26)	0:48.46 [6] (0:12.52)	0:35.94 [6] (0:12.16)	0:23.78 [9] (0:11.66)	0:12.12 [9] (0:12.12)
Average Speed [km/h]	50.9	62.6	59.2	58.3	59.9	61.8	59.3
Top Speed [km/h]	63.7	64.2	61.5	58.9	61.7	62.6	61.9
Avg. Dist. to Rail [m]	10.4	5.0	3.7	2.2	2.2	4.9	7.0
Avg. Stride Freq. [Hz]	2.2	2.3	2.3	2.2	2.3	2.3	2.2
Avg. Stride Length [m]	6.3	7.2	7.0	7.1	7.3	7.5	7.3



- [] Ranking at each section and finish
- .-.- No data available at this section
- NA No data available



Horse/Jockey Name	Canny Impact
Final Rank	4
Fastest Section Time (Section)	0:11.42 (1200m)
Top Speed [km/h] (Section)	64.7 (1200m)
Race State	Finished



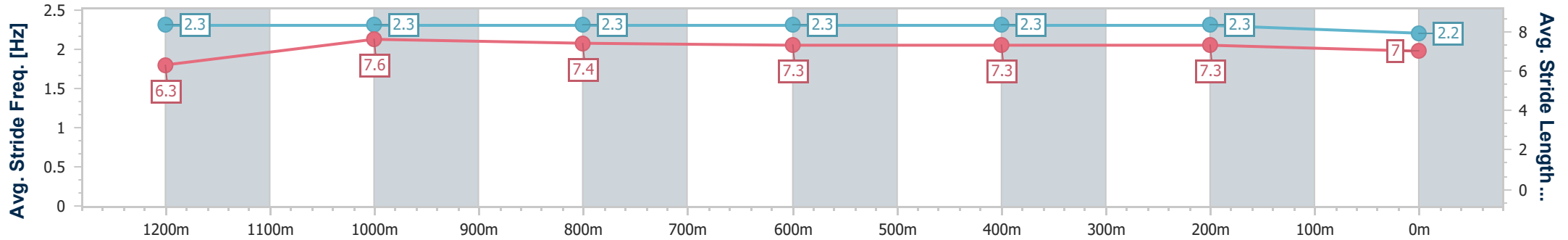
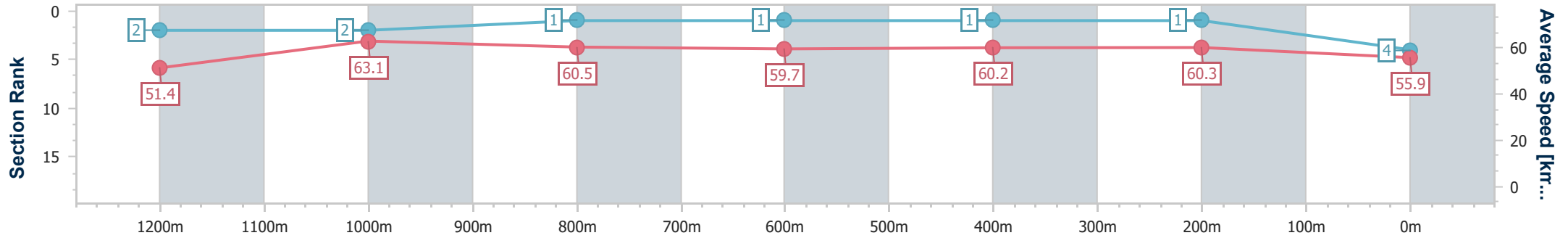
Sunshine Coast QLD Professional
Race 5: WIMMERS PREMIUM SOFT DRINKS Maiden Handicap - 1400m



05 February 2023 - 14:51

Track Rating: Good 4, Weather: Overcast, Rail Position: +2m Entire

Section	Overall	1200m	1000m	800m	600m	400m	200m
Section Times	1:26.43 [4] (0:14.05)	1:12.38 [2] (0:11.42)	1:00.96 [2] (0:11.95)	0:49.01 [1] (0:12.18)	0:36.83 [1] (0:12.00)	0:24.83 [1] (0:11.93)	0:12.90 [1] (0:12.90)
Average Speed [km/h]	51.4	63.1	60.5	59.7	60.2	60.3	55.9
Top Speed [km/h]	64.0	64.7	62.2	61.1	60.8	61.9	58.3
Avg. Dist. to Rail [m]	13.5	3.9	2.4	1.5	0.4	2.2	4.0
Avg. Stride Freq. [Hz]	2.3	2.3	2.3	2.3	2.3	2.3	2.2
Avg. Stride Length [m]	6.3	7.6	7.4	7.3	7.3	7.3	7.0



- [] Ranking at each section and finish
- .-.- No data available at this section
- NA No data available



Horse/Jockey Name	Brooklyn Mam
Final Rank	5
Fastest Section Time (Section)	0:11.33 (400m)
Top Speed [km/h] (Section)	64.8 (400m)
Race State	Finished



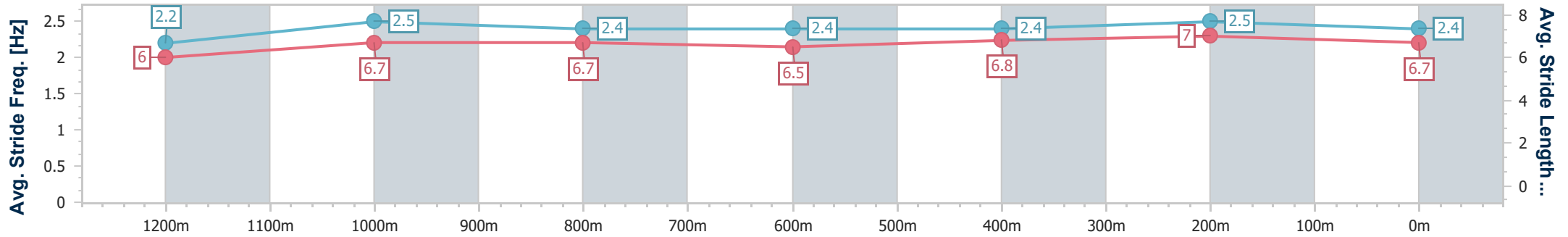
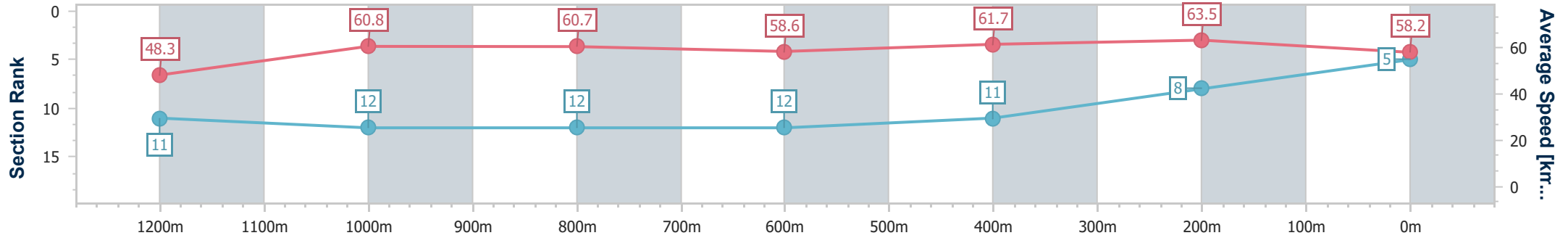
Sunshine Coast QLD Professional
 Race 5: WIMMERS PREMIUM SOFT DRINKS Maiden Handicap - 1400m



05 February 2023 - 14:51

Track Rating: Good 4, Weather: Overcast, Rail Position: +2m Entire

Section	Overall	1200m	1000m	800m	600m	400m	200m
Section Times	1:26.61 [5] (0:14.89)	1:11.72 [11] (0:11.85)	0:59.87 [12] (0:11.96)	0:47.91 [12] (0:12.45)	0:35.46 [12] (0:11.76)	0:23.70 [11] (0:11.33)	0:12.37 [8] (0:12.37)
Average Speed [km/h]	48.3	60.8	60.7	58.6	61.7	63.5	58.2
Top Speed [km/h]	61.0	61.9	61.0	60.4	63.4	64.8	61.7
Avg. Dist. to Rail [m]	12.6	3.7	3.0	2.1	1.2	3.9	3.6
Avg. Stride Freq. [Hz]	2.2	2.5	2.4	2.4	2.4	2.5	2.4
Avg. Stride Length [m]	6.0	6.7	6.7	6.5	6.8	7.0	6.7



- [] Ranking at each section and finish
- .-.- No data available at this section
- NA No data available



Horse/Jockey Name	Master Tyler
Final Rank	6
Fastest Section Time (Section)	0:11.39 (400m)
Top Speed [km/h] (Section)	64.2 (400m)
Race State	Finished



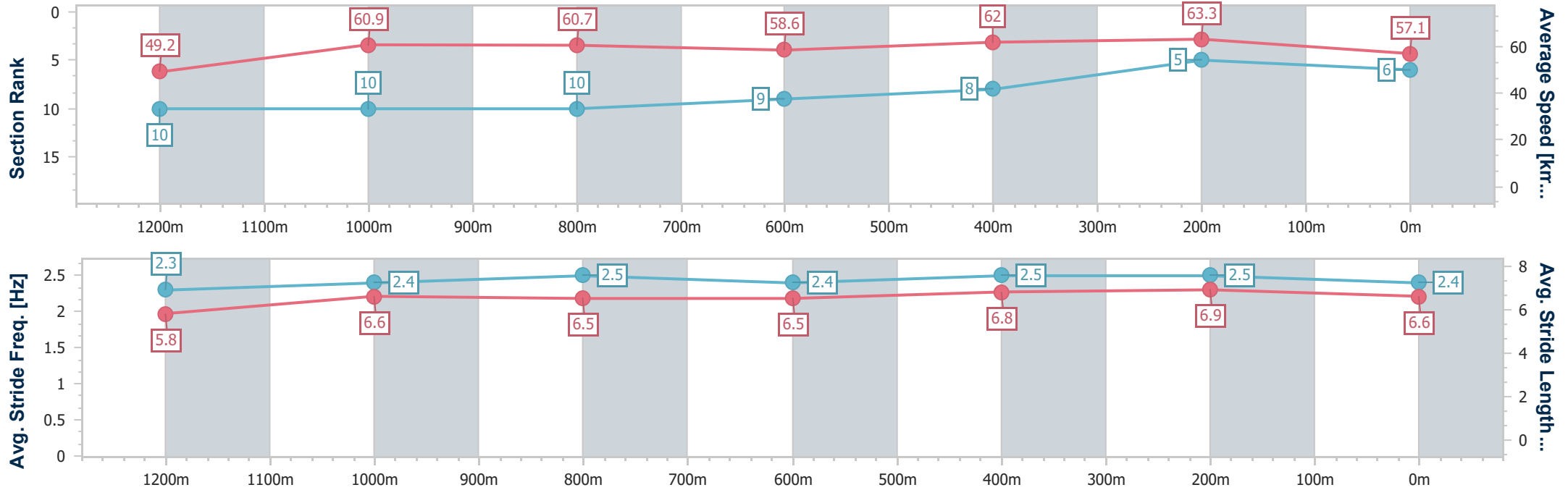
Sunshine Coast QLD Professional
Race 5: WIMMERS PREMIUM SOFT DRINKS Maiden Handicap - 1400m



05 February 2023 - 14:51

Track Rating: Good 4, Weather: Overcast, Rail Position: +2m Entire

Section	Overall	1200m	1000m	800m	600m	400m	200m
Section Times	1:26.63 [6] (0:14.66)	1:11.97 [10] (0:11.82)	1:00.15 [10] (0:11.98)	0:48.17 [10] (0:12.46)	0:35.71 [9] (0:11.71)	0:24.00 [8] (0:11.39)	0:12.61 [5] (0:12.61)
Average Speed [km/h]	49.2	60.9	60.7	58.6	62.0	63.3	57.1
Top Speed [km/h]	62.4	62.4	60.9	59.5	64.2	64.2	61.0
Avg. Dist. to Rail [m]	10.8	3.8	3.4	2.4	1.8	2.9	3.6
Avg. Stride Freq. [Hz]	2.3	2.4	2.5	2.4	2.5	2.5	2.4
Avg. Stride Length [m]	5.8	6.6	6.5	6.5	6.8	6.9	6.6



- [] Ranking at each section and finish
- .-.- No data available at this section
- NA No data available



Horse/Jockey Name	Super Shares
Final Rank	7
Fastest Section Time (Section)	0:11.62 (1200m)
Top Speed [km/h] (Section)	64.5 (Overall)
Race State	Finished



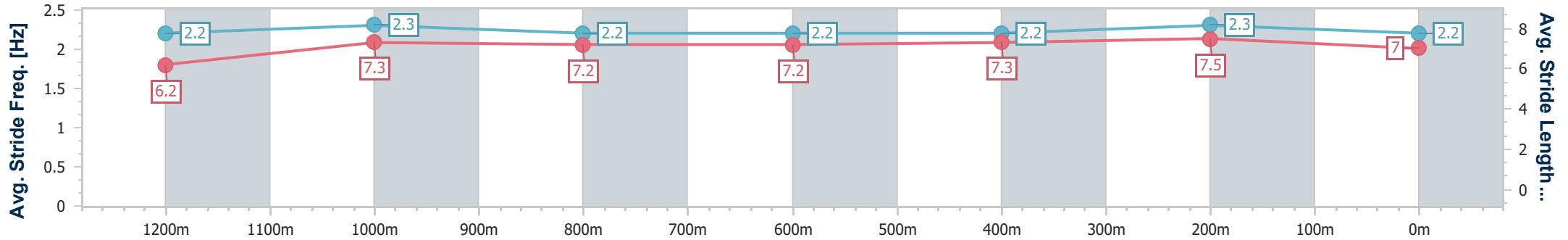
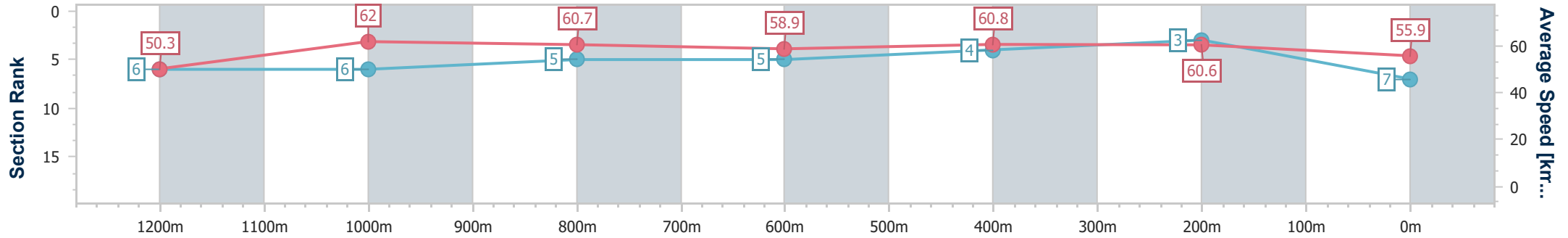
Sunshine Coast QLD Professional
 Race 5: WIMMERS PREMIUM SOFT DRINKS Maiden Handicap - 1400m



05 February 2023 - 14:51

Track Rating: Good 4, Weather: Overcast, Rail Position: +2m Entire

Section	Overall	1200m	1000m	800m	600m	400m	200m
Section Times	1:26.81 [7] (0:14.32)	1:12.49 [6] (0:11.62)	1:00.87 [6] (0:11.95)	0:48.92 [5] (0:12.32)	0:36.60 [5] (0:11.86)	0:24.74 [4] (0:11.88)	0:12.86 [3] (0:12.86)
Average Speed [km/h]	50.3	62.0	60.7	58.9	60.8	60.6	55.9
Top Speed [km/h]	64.5	64.0	61.8	59.9	61.4	61.4	59.0
Avg. Dist. to Rail [m]	8.4	4.1	2.8	1.4	0.4	2.2	5.3
Avg. Stride Freq. [Hz]	2.2	2.3	2.2	2.2	2.2	2.3	2.2
Avg. Stride Length [m]	6.2	7.3	7.2	7.2	7.3	7.5	7.0



- [] Ranking at each section and finish
- .-.- No data available at this section
- NA No data available



Horse/Jockey Name	Lytablaze
Final Rank	8
Fastest Section Time (Section)	0:11.44 (1200m)
Top Speed [km/h] (Section)	63.9 (1200m)
Race State	Finished



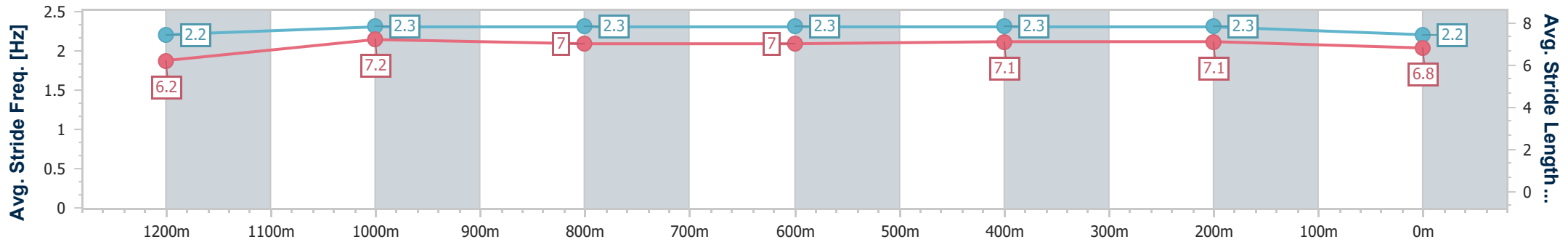
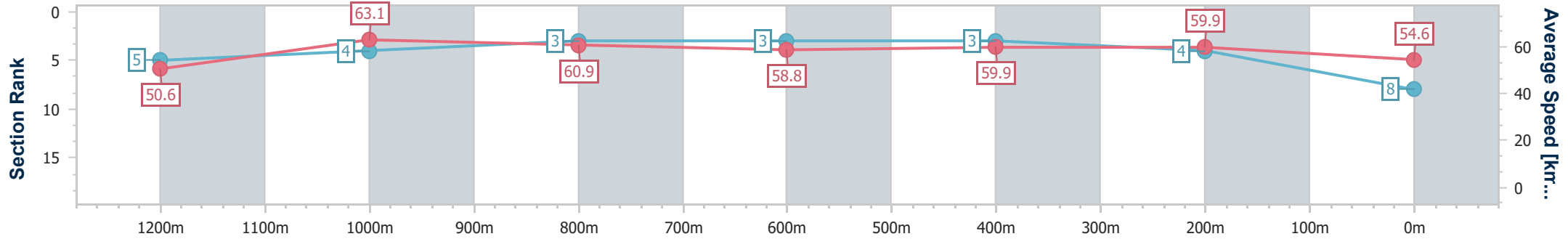
Sunshine Coast QLD Professional
 Race 5: WIMMERS PREMIUM SOFT DRINKS Maiden Handicap - 1400m



05 February 2023 - 14:51

Track Rating: Good 4, Weather: Overcast, Rail Position: +2m Entire

Section	Overall	1200m	1000m	800m	600m	400m	200m
Section Times	1:27.20 [8] (0:14.22)	1:12.98 [5] (0:11.44)	1:01.54 [4] (0:11.85)	0:49.69 [3] (0:12.36)	0:37.33 [3] (0:12.09)	0:25.24 [3] (0:12.02)	0:13.22 [4] (0:13.22)
Average Speed [km/h]	50.6	63.1	60.9	58.8	59.9	59.9	54.6
Top Speed [km/h]	63.3	63.9	61.8	59.7	60.3	60.8	58.1
Avg. Dist. to Rail [m]	4.2	2.3	2.0	1.4	1.2	3.9	6.4
Avg. Stride Freq. [Hz]	2.2	2.3	2.3	2.3	2.3	2.3	2.2
Avg. Stride Length [m]	6.2	7.2	7.0	7.0	7.1	7.1	6.8



- [] Ranking at each section and finish
- .-.- No data available at this section
- NA No data available



Horse/Jockey Name	Word From Above
Final Rank	9
Fastest Section Time (Section)	0:11.77 (1200m)
Top Speed [km/h] (Section)	63.7 (Overall)
Race State	Finished



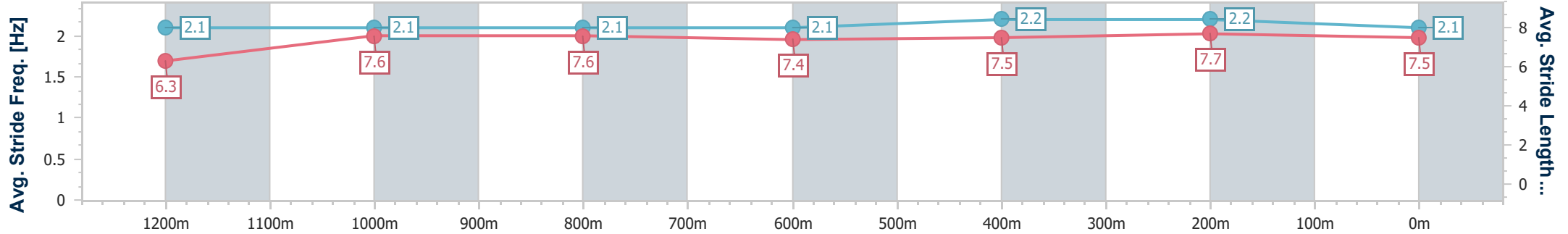
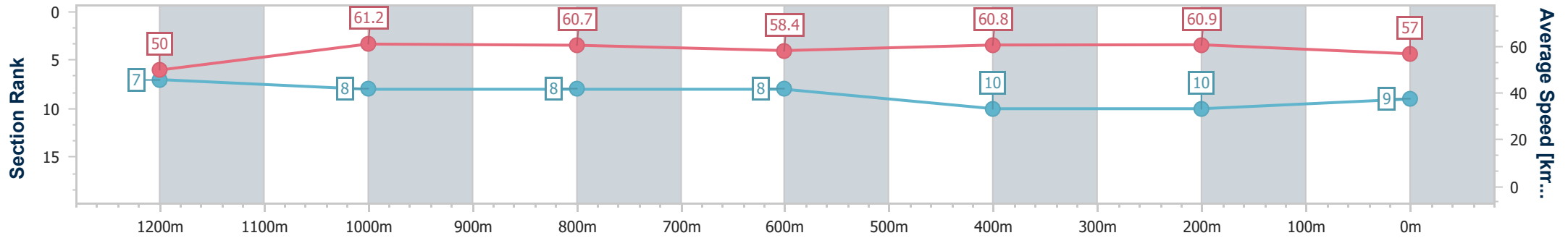
Sunshine Coast QLD Professional
 Race 5: WIMMERS PREMIUM SOFT DRINKS Maiden Handicap - 1400m



05 February 2023 - 14:51

Track Rating: Good 4, Weather: Overcast, Rail Position: +2m Entire

Section	Overall	1200m	1000m	800m	600m	400m	200m
Section Times	1:27.21 [9] (0:14.42)	1:12.79 [7] (0:11.77)	1:01.02 [8] (0:11.98)	0:49.04 [8] (0:12.51)	0:36.53 [8] (0:12.04)	0:24.49 [10] (0:11.84)	0:12.65 [10] (0:12.65)
Average Speed [km/h]	50.0	61.2	60.7	58.4	60.8	60.9	57.0
Top Speed [km/h]	63.7	62.7	61.4	59.5	61.6	61.5	59.5
Avg. Dist. to Rail [m]	6.5	3.5	3.4	2.5	2.8	6.0	7.4
Avg. Stride Freq. [Hz]	2.1	2.1	2.1	2.1	2.2	2.2	2.1
Avg. Stride Length [m]	6.3	7.6	7.6	7.4	7.5	7.7	7.5



- [] Ranking at each section and finish
- .-.- No data available at this section
- NA No data available



Horse/Jockey Name	I Am Pearl
Final Rank	10
Fastest Section Time (Section)	0:11.53 (1200m)
Top Speed [km/h] (Section)	63.3 (1200m)
Race State	Finished



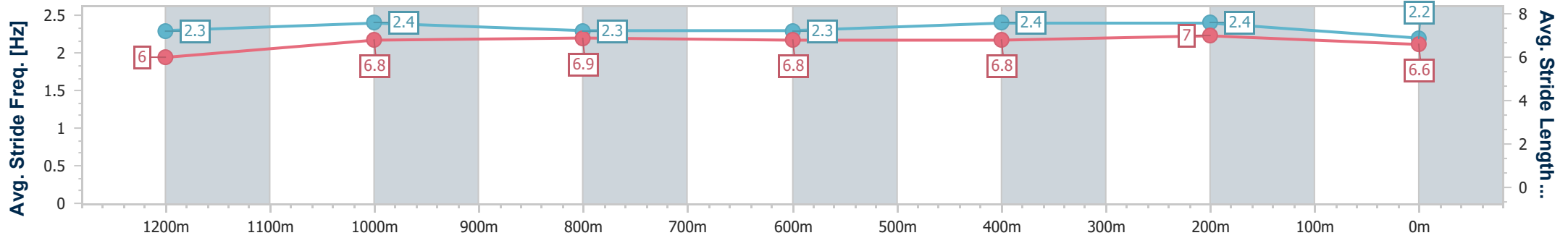
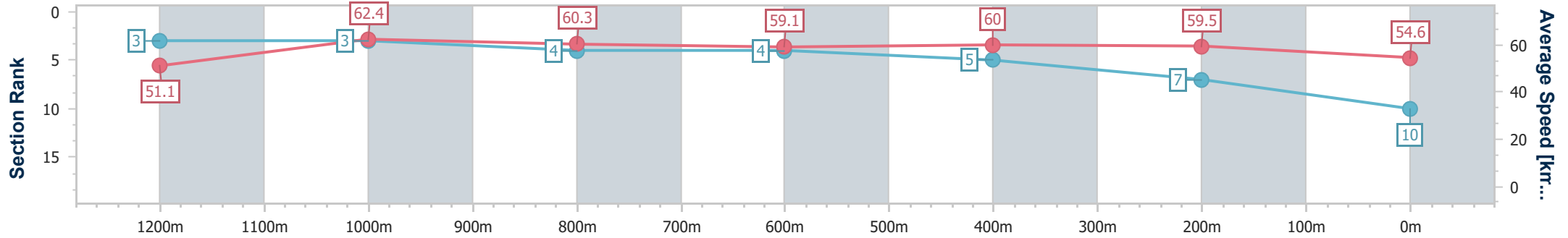
Sunshine Coast QLD Professional
Race 5: WIMMERS PREMIUM SOFT DRINKS Maiden Handicap - 1400m



05 February 2023 - 14:51

Track Rating: Good 4, Weather: Overcast, Rail Position: +2m Entire

Section	Overall	1200m	1000m	800m	600m	400m	200m
Section Times	1:27.42 [10] (0:14.12)	1:13.30 [3] (0:11.53)	1:01.77 [3] (0:12.01)	0:49.76 [4] (0:12.35)	0:37.41 [4] (0:12.10)	0:25.31 [5] (0:12.10)	0:13.21 [7] (0:13.21)
Average Speed [km/h]	51.1	62.4	60.3	59.1	60.0	59.5	54.6
Top Speed [km/h]	63.3	63.3	61.9	60.5	60.9	60.8	58.5
Avg. Dist. to Rail [m]	8.5	3.6	2.9	2.3	1.8	4.4	5.5
Avg. Stride Freq. [Hz]	2.3	2.4	2.3	2.3	2.4	2.4	2.2
Avg. Stride Length [m]	6.0	6.8	6.9	6.8	6.8	7.0	6.6



- [] Ranking at each section and finish
- .-.- No data available at this section
- NA No data available



Horse/Jockey Name	Mont Royal
Final Rank	11
Fastest Section Time (Section)	0:11.35 (1200m)
Top Speed [km/h] (Section)	65.0 (1200m)
Race State	Finished



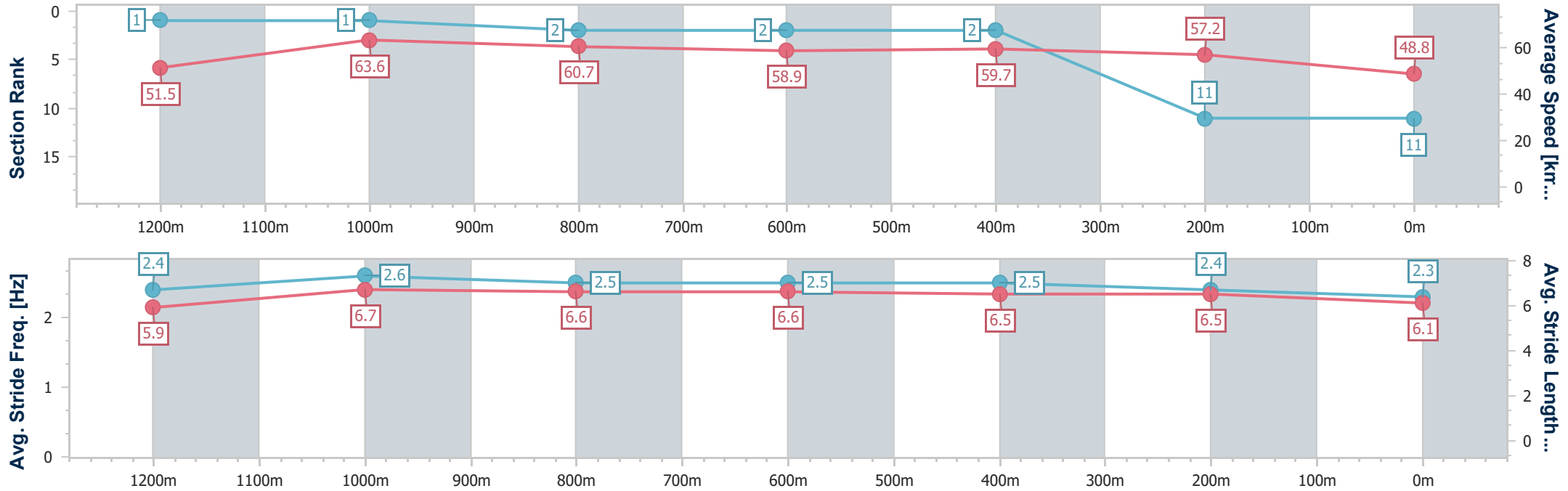
Sunshine Coast QLD Professional
 Race 5: WIMMERS PREMIUM SOFT DRINKS Maiden Handicap - 1400m



05 February 2023 - 14:51

Track Rating: Good 4, Weather: Overcast, Rail Position: +2m Entire

Section	Overall	1200m	1000m	800m	600m	400m	200m
Section Times	1:29.17 [11] (0:13.98)	1:15.19 [1] (0:11.35)	1:03.84 [1] (0:11.96)	0:51.88 [2] (0:12.44)	0:39.44 [2] (0:12.07)	0:27.37 [2] (0:12.60)	0:14.77 [11] (0:14.77)
Average Speed [km/h]	51.5	63.6	60.7	58.9	59.7	57.2	48.8
Top Speed [km/h]	64.5	65.0	62.7	59.9	60.9	59.8	54.1
Avg. Dist. to Rail [m]	5.1	3.4	3.8	3.1	0.6	0.8	2.7
Avg. Stride Freq. [Hz]	2.4	2.6	2.5	2.5	2.5	2.4	2.3
Avg. Stride Length [m]	5.9	6.7	6.6	6.6	6.5	6.5	6.1



- [] Ranking at each section and finish
- .-.- No data available at this section
- NA No data available



Horse/Jockey Name	Dault Tamakahgao
Final Rank	12
Fastest Section Time (Section)	0:11.79 (1200m)
Top Speed [km/h] (Section)	62.3 (1200m)
Race State	Finished



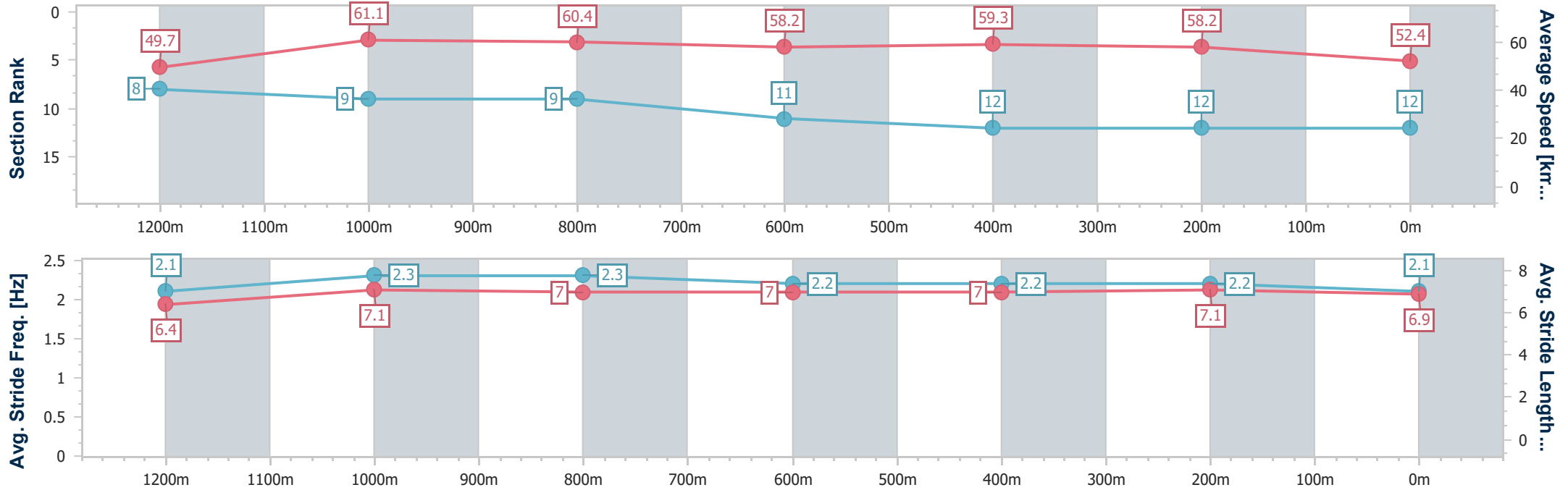
Sunshine Coast QLD Professional
 Race 5: WIMMERS PREMIUM SOFT DRINKS Maiden Handicap - 1400m



05 February 2023 - 14:51

Track Rating: Good 4, Weather: Overcast, Rail Position: +2m Entire

Section	Overall	1200m	1000m	800m	600m	400m	200m
Section Times	1:29.40 [12] (0:14.49)	1:14.91 [8] (0:11.79)	1:03.12 [9] (0:12.06)	0:51.06 [9] (0:12.62)	0:38.44 [11] (0:12.32)	0:26.12 [12] (0:12.38)	0:13.74 [12] (0:13.74)
Average Speed [km/h]	49.7	61.1	60.4	58.2	59.3	58.2	52.4
Top Speed [km/h]	62.0	62.3	61.6	59.2	59.9	60.1	56.2
Avg. Dist. to Rail [m]	12.5	5.1	4.4	3.2	2.4	2.6	3.7
Avg. Stride Freq. [Hz]	2.1	2.3	2.3	2.2	2.2	2.2	2.1
Avg. Stride Length [m]	6.4	7.1	7.0	7.0	7.0	7.1	6.9



- [] Ranking at each section and finish
- .-.- No data available at this section
- NA No data available