



**Sunshine Coast QLD Professional**  
**Race 4: NICK & GERRY CLATWORTHY Fillies and Mares BENCHMARK**  
**58 Handicap - 1000m**  
**05 February 2023 - 14:11**



Track Rating: Good 4, Weather: Overcast, Rail Position: +2m Entire

Section		Overall	800m	600m	400m	200m	Last 600m					
Field Times		0:58.76 (0:13.39)	0:45.37 (0:10.79)	0:34.58 (0:11.08)	0:23.50 (0:11.21)	0:12.29 (0:12.29)	0:34.58					
Rank	TAB Horse/Jockey	Barrier	Top Speed [km/h]	Fastest Section	Margin					Distance Travelled [m]		
1	5 <b>LONGSHOT LIZZIE</b> Larry Cassidy	3	68.2 800m	0:10.71 800m	0:58.76 [1] (0:13.75)	0:45.01 [5] (0:10.71)	0:34.30 [5] (0:11.14)	0:23.16 [5] (0:11.15)	0:12.01 [2] (0:12.01)	0:58.76	0:34.30	
2	1 <b>KOKOPO KITTY</b> Yvette Lewis	5	68.6 800m	0:10.79 800m	0:58.79 [2] (0:13.39)	0:45.40 [1] (0:10.79)	0:34.61 [1] (0:11.08)	0:23.53 [1] (0:11.21)	0:12.32 [1] (0:12.32)	0.1L	0:34.61	-2
3	4 <b>SOOBLOND</b> Nikita Beriman	6	68.4 800m	0:10.82 800m	0:58.88 [3] (0:13.98)	0:44.90 [7] (0:10.82)	0:34.08 [7] (0:11.20)	0:22.88 [8] (0:10.98)	0:11.90 [5] (0:11.90)	0.5L	0:34.08	+3
4	2 <b>BARBARY ROYALE</b> Cody Collis	2	67.3 800m	0:10.89 800m	0:58.98 [4] (0:13.51)	0:45.47 [3] (0:10.89)	0:34.58 [3] (0:11.17)	0:23.41 [2] (0:11.27)	0:12.14 [3] (0:12.14)	1L	0:34.58	+1
5	3 <b>MARTINI MOMENT</b> Michael Cahill	7	68.0 800m	0:10.81 800m	0:59.23 [5] (0:13.61)	0:45.62 [4] (0:10.81)	0:34.81 [4] (0:11.18)	0:23.63 [4] (0:11.29)	0:12.34 [4] (0:12.34)	2.3L	0:34.81	+5
6	8 <b>FEAR THE NIGHT</b> Luke Tarrant	4	69.1 Overall	0:10.71 800m	0:59.43 [6] (0:14.13)	0:45.30 [8] (0:10.71)	0:34.59 [8] (0:11.12)	0:23.47 [7] (0:11.14)	0:12.33 [7] (0:12.33)	3.3L	0:34.59	+1
7	7 <b>GRANDEUR ROSE</b> Melea Castle	1	67.9 800m	0:10.82 800m	0:59.50 [7] (0:13.45)	0:46.05 [2] (0:10.82)	0:35.23 [2] (0:11.31)	0:23.92 [3] (0:11.51)	0:12.41 [6] (0:12.41)	3.6L	0:35.23	+0
8	12 <b>I'M A FOXYGIRL</b> Sean Cormack	8	67.1 800m	0:10.90 800m	1:00.04 [8] (0:13.73)	0:46.31 [6] (0:10.90)	0:35.41 [6] (0:11.17)	0:24.24 [6] (0:11.34)	0:12.90 [8] (0:12.90)	6.6L	0:35.41	+1

Scratched: Smashingplates (#6), Okay Okay (#9), Super Art (#10), Miss Tefe (#11)

[ ] Ranking at each section and finish  
 -:-:- No data available at this section  
 NA No data available

SCN Saddle cloth number  
 DNF Did not finish  
 DNT Did not track



Horse/Jockey Name	Longshot Lizzie
Final Rank	1
Fastest Section Time (Section)	0:10.71 (800m)
Top Speed [km/h] (Section)	68.2 (800m)
Race State	Finished



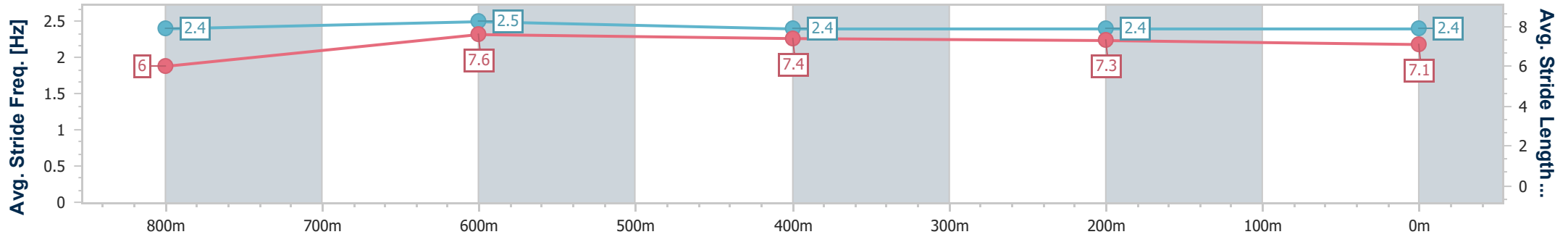
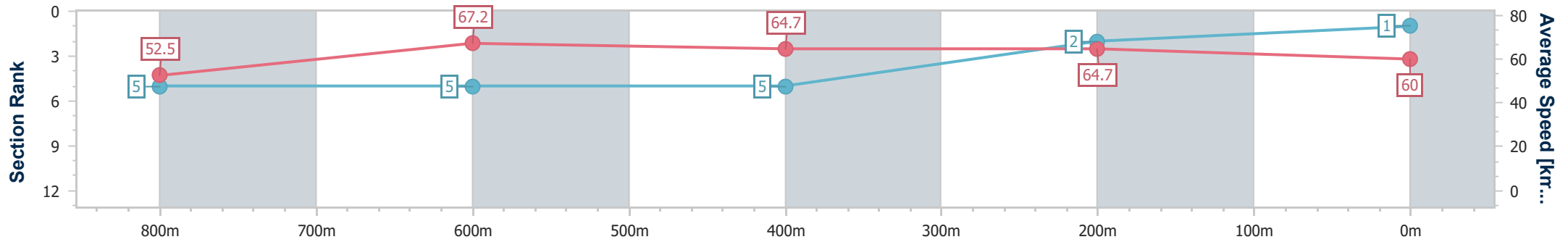
Sunshine Coast QLD Professional  
 Race 4: NICK & GERRY CLATWORTHY Fillies and Mares  
 BENCHMARK 58 Handicap - 1000m



05 February 2023 - 14:11

Track Rating: Good 4, Weather: Overcast, Rail Position: +2m Entire

Section	Overall	800m	600m	400m	200m
Section Times	0:58.76 [1] (0:13.75)	0:45.01 [5] (0:10.71)	0:34.30 [5] (0:11.14)	0:23.16 [5] (0:11.15)	0:12.01 [2] (0:12.01)
Average Speed [km/h]	52.5	67.2	64.7	64.7	60.0
Top Speed [km/h]	67.4	68.2	66.3	66.0	63.9
Avg. Dist. to Rail [m]	4.8	1.2	0.4	3.4	2.9
Avg. Stride Freq. [Hz]	2.4	2.5	2.4	2.4	2.4
Avg. Stride Length [m]	6.0	7.6	7.4	7.3	7.1



- [ ] Ranking at each section and finish
- .-.- No data available at this section
- NA No data available



Horse/Jockey Name	Kokopo Kitty
Final Rank	2
Fastest Section Time (Section)	0:10.79 (800m)
Top Speed [km/h] (Section)	68.6 (800m)
Race State	Finished



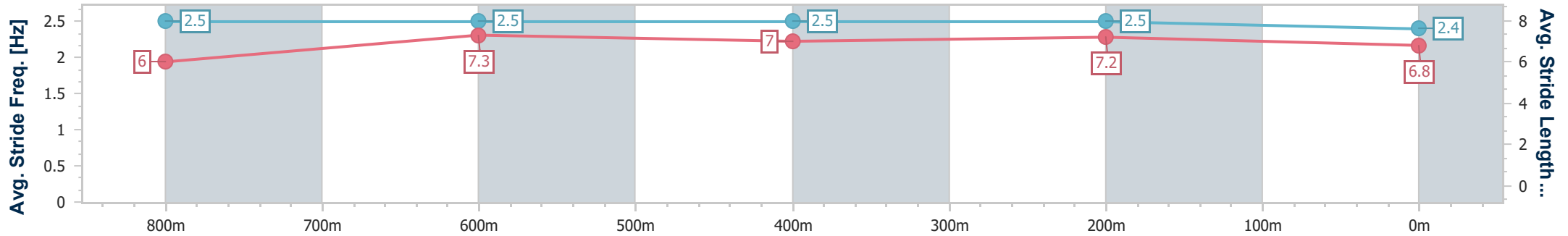
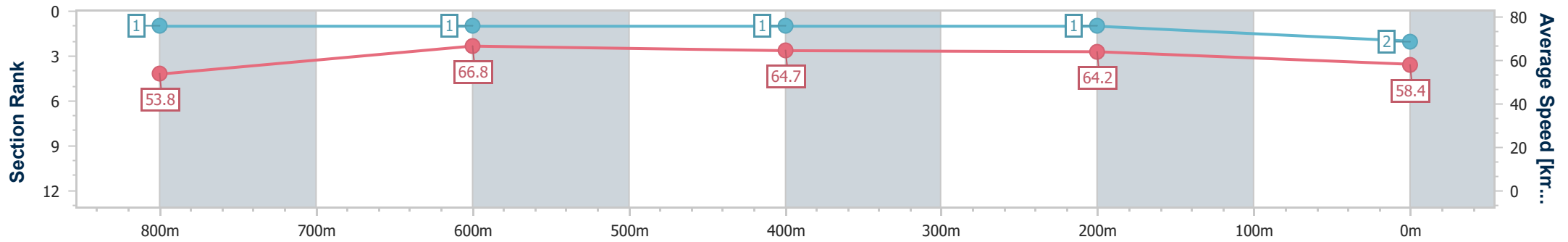
Sunshine Coast QLD Professional  
 Race 4: NICK & GERRY CLATWORTHY Fillies and Mares  
 BENCHMARK 58 Handicap - 1000m



05 February 2023 - 14:11

Track Rating: Good 4, Weather: Overcast, Rail Position: +2m Entire

Section	Overall	800m	600m	400m	200m
Section Times	0:58.79 [2] (0:13.39)	0:45.40 [1] (0:10.79)	0:34.61 [1] (0:11.08)	0:23.53 [1] (0:11.21)	0:12.32 [1] (0:12.32)
Average Speed [km/h]	53.8	66.8	64.7	64.2	58.4
Top Speed [km/h]	68.3	68.6	65.3	66.0	62.4
Avg. Dist. to Rail [m]	5.3	1.0	1.0	1.3	1.3
Avg. Stride Freq. [Hz]	2.5	2.5	2.5	2.5	2.4
Avg. Stride Length [m]	6.0	7.3	7.0	7.2	6.8



- [ ] Ranking at each section and finish
- .-.- No data available at this section
- NA No data available



Horse/Jockey Name	Sooblond
Final Rank	3
Fastest Section Time (Section)	0:10.82 (800m)
Top Speed [km/h] (Section)	68.4 (800m)
Race State	Finished



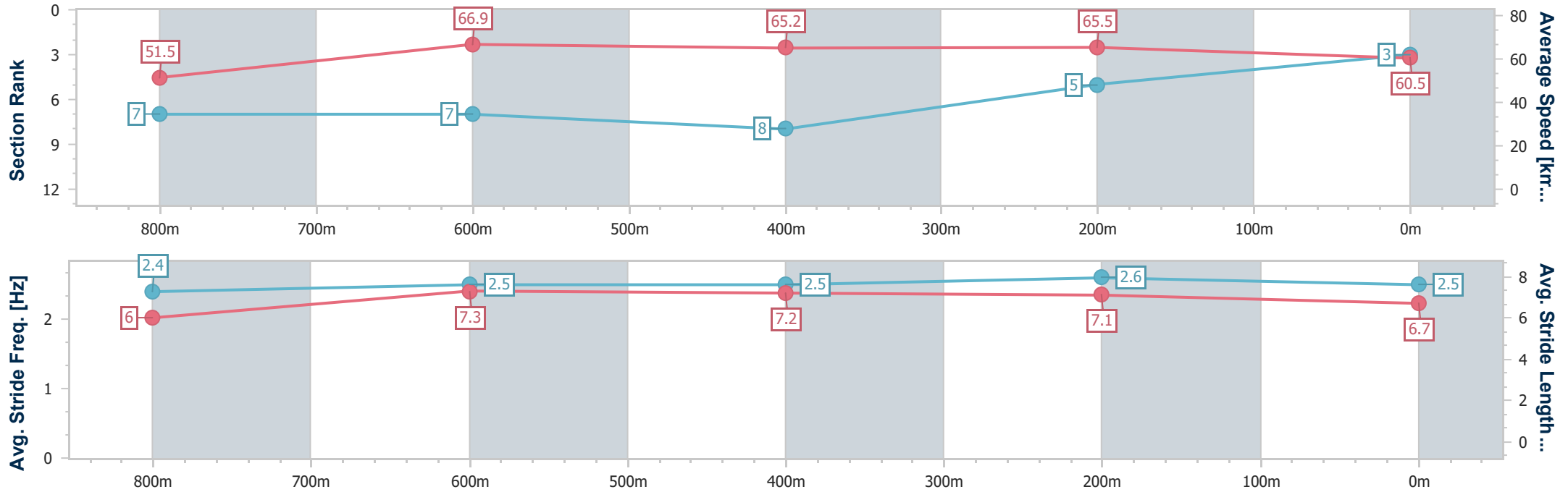
Sunshine Coast QLD Professional  
 Race 4: NICK & GERRY CLATWORTHY Fillies and Mares  
 BENCHMARK 58 Handicap - 1000m



05 February 2023 - 14:11

Track Rating: Good 4, Weather: Overcast, Rail Position: +2m Entire

Section	Overall	800m	600m	400m	200m
Section Times	0:58.88 [3] (0:13.98)	0:44.90 [7] (0:10.82)	0:34.08 [7] (0:11.20)	0:22.88 [8] (0:10.98)	0:11.90 [5] (0:11.90)
Average Speed [km/h]	51.5	66.9	65.2	65.5	60.5
Top Speed [km/h]	67.8	68.4	66.4	67.2	64.4
Avg. Dist. to Rail [m]	6.6	2.1	2.1	8.2	8.3
Avg. Stride Freq. [Hz]	2.4	2.5	2.5	2.6	2.5
Avg. Stride Length [m]	6.0	7.3	7.2	7.1	6.7



- [ ] Ranking at each section and finish
- .-.- No data available at this section
- NA No data available



Horse/Jockey Name	Barbary Royale
Final Rank	4
Fastest Section Time (Section)	0:10.89 (800m)
Top Speed [km/h] (Section)	67.3 (800m)
Race State	Finished



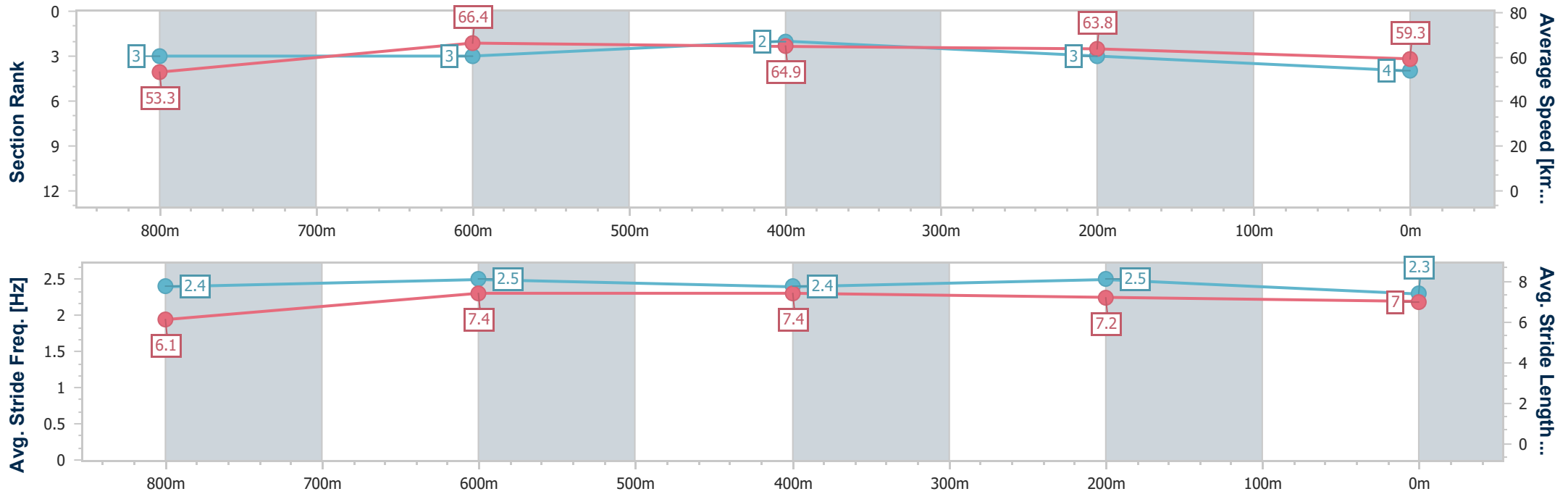
Sunshine Coast QLD Professional  
 Race 4: NICK & GERRY CLATWORTHY Fillies and Mares  
 BENCHMARK 58 Handicap - 1000m



05 February 2023 - 14:11

Track Rating: Good 4, Weather: Overcast, Rail Position: +2m Entire

Section	Overall	800m	600m	400m	200m
Section Times	0:58.98 [4] (0:13.51)	0:45.47 [3] (0:10.89)	0:34.58 [3] (0:11.17)	0:23.41 [2] (0:11.27)	0:12.14 [3] (0:12.14)
Average Speed [km/h]	53.3	66.4	64.9	63.8	59.3
Top Speed [km/h]	66.8	67.3	66.7	64.8	62.0
Avg. Dist. to Rail [m]	4.5	1.6	1.0	4.8	5.9
Avg. Stride Freq. [Hz]	2.4	2.5	2.4	2.5	2.3
Avg. Stride Length [m]	6.1	7.4	7.4	7.2	7.0



- [ ] Ranking at each section and finish
- .-.- No data available at this section
- NA No data available



Horse/Jockey Name	Martini Moment
Final Rank	5
Fastest Section Time (Section)	0:10.81 (800m)
Top Speed [km/h] (Section)	68.0 (800m)
Race State	Finished



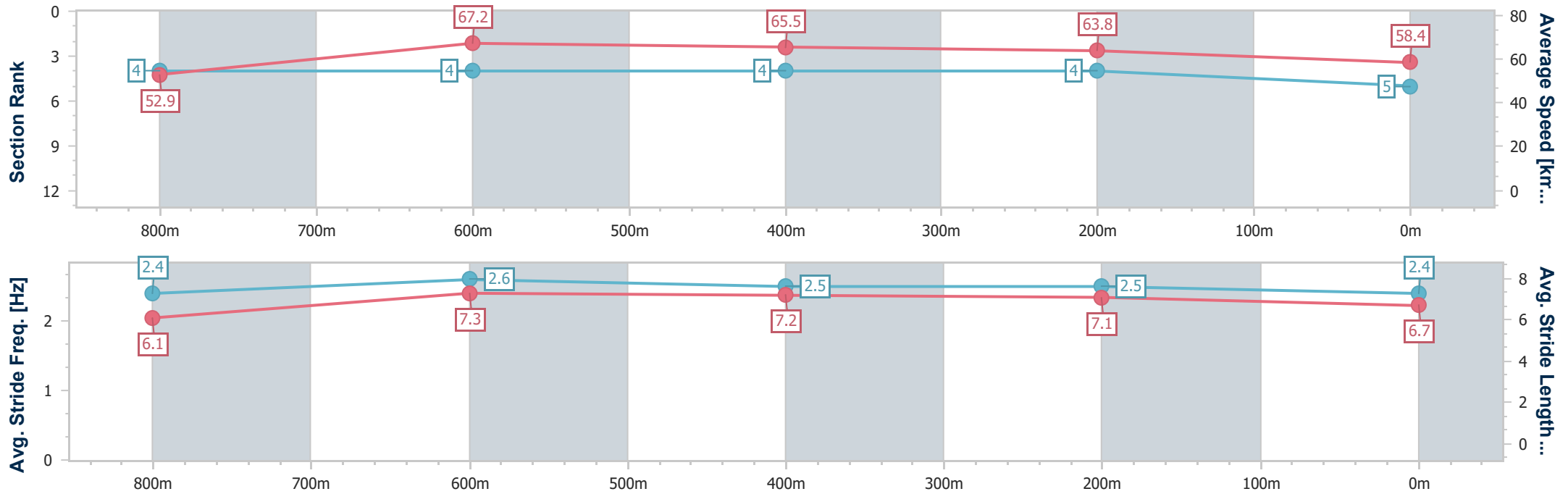
Sunshine Coast QLD Professional  
 Race 4: NICK & GERRY CLATWORTHY Fillies and Mares  
 BENCHMARK 58 Handicap - 1000m



05 February 2023 - 14:11

Track Rating: Good 4, Weather: Overcast, Rail Position: +2m Entire

Section	Overall	800m	600m	400m	200m
Section Times	0:59.23 [5] (0:13.61)	0:45.62 [4] (0:10.81)	0:34.81 [4] (0:11.18)	0:23.63 [4] (0:11.29)	0:12.34 [4] (0:12.34)
Average Speed [km/h]	52.9	67.2	65.5	63.8	58.4
Top Speed [km/h]	67.4	68.0	67.4	64.9	62.0
Avg. Dist. to Rail [m]	7.7	2.9	2.9	6.4	6.9
Avg. Stride Freq. [Hz]	2.4	2.6	2.5	2.5	2.4
Avg. Stride Length [m]	6.1	7.3	7.2	7.1	6.7



- [ ] Ranking at each section and finish
- .-.- No data available at this section
- NA No data available



Horse/Jockey Name	Fear The Night
Final Rank	6
Fastest Section Time (Section)	0:10.71 (800m)
Top Speed [km/h] (Section)	69.1 (Overall)
Race State	Finished



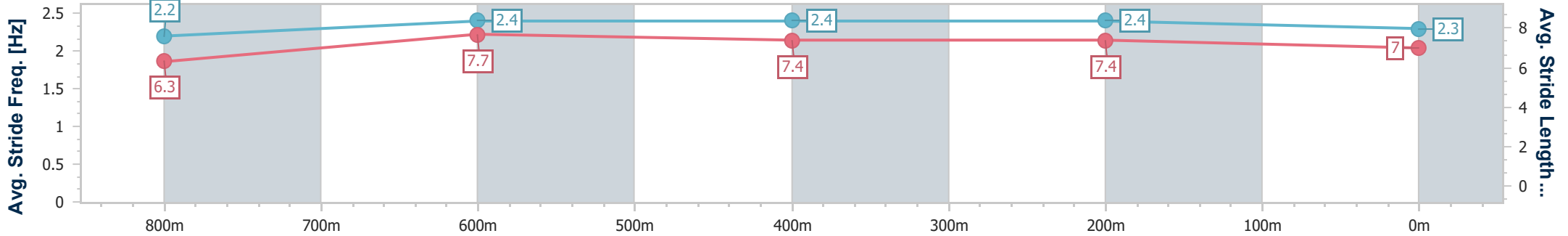
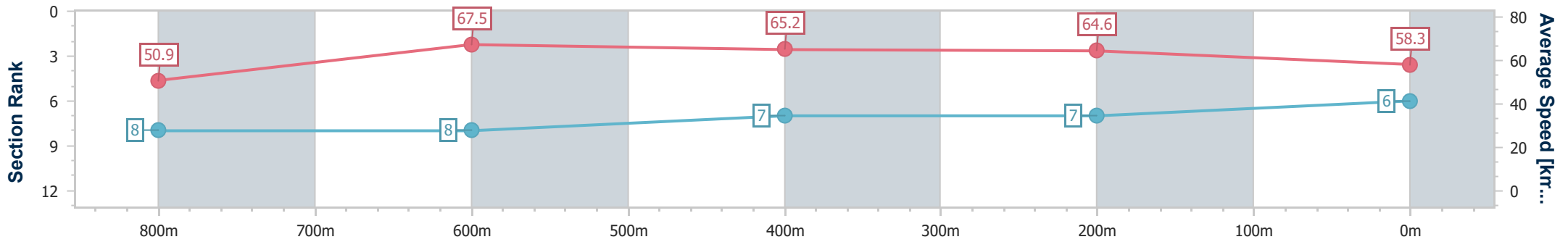
Sunshine Coast QLD Professional  
 Race 4: NICK & GERRY CLATWORTHY Fillies and Mares  
 BENCHMARK 58 Handicap - 1000m



05 February 2023 - 14:11

Track Rating: Good 4, Weather: Overcast, Rail Position: +2m Entire

Section	Overall	800m	600m	400m	200m
Section Times	0:59.43 [6] (0:14.13)	0:45.30 [8] (0:10.71)	0:34.59 [8] (0:11.12)	0:23.47 [7] (0:11.14)	0:12.33 [7] (0:12.33)
Average Speed [km/h]	50.9	67.5	65.2	64.6	58.3
Top Speed [km/h]	69.1	69.1	66.2	66.3	63.5
Avg. Dist. to Rail [m]	4.4	1.2	1.2	3.0	3.4
Avg. Stride Freq. [Hz]	2.2	2.4	2.4	2.4	2.3
Avg. Stride Length [m]	6.3	7.7	7.4	7.4	7.0



- [ ] Ranking at each section and finish
- .-.- No data available at this section
- NA No data available



Horse/Jockey Name	Grandeur Rose
Final Rank	7
Fastest Section Time (Section)	0:10.82 (800m)
Top Speed [km/h] (Section)	67.9 (800m)
Race State	Finished



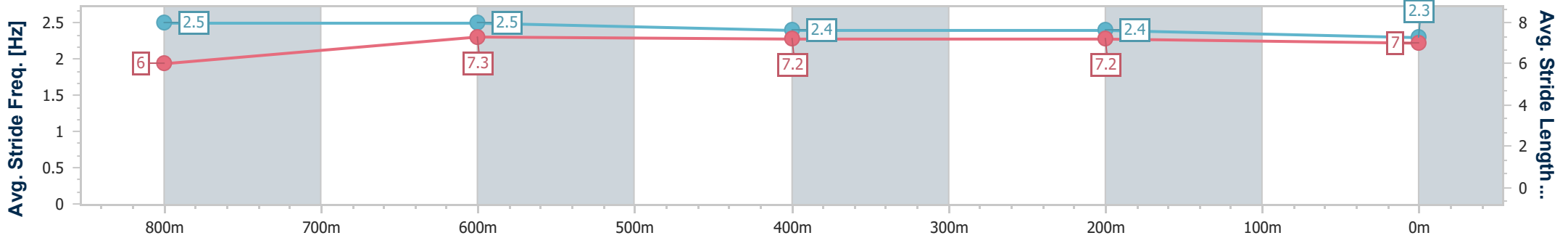
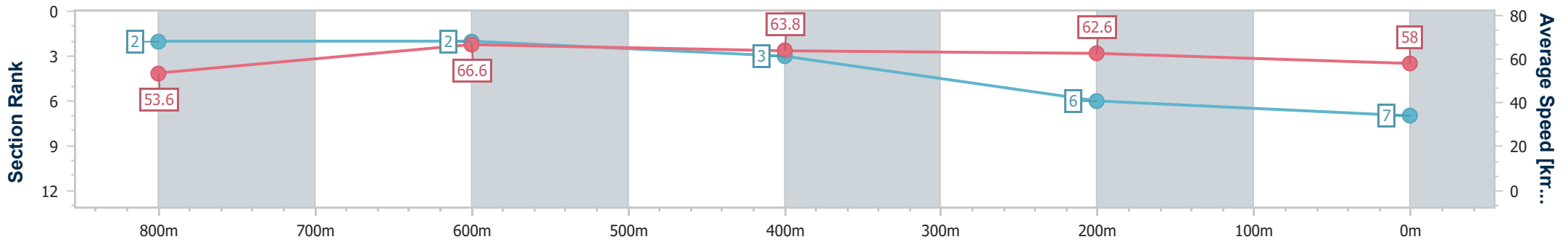
Sunshine Coast QLD Professional  
 Race 4: NICK & GERRY CLATWORTHY Fillies and Mares  
 BENCHMARK 58 Handicap - 1000m



05 February 2023 - 14:11

Track Rating: Good 4, Weather: Overcast, Rail Position: +2m Entire

Section	Overall	800m	600m	400m	200m
Section Times	0:59.50 [7] (0:13.45)	0:46.05 [2] (0:10.82)	0:35.23 [2] (0:11.31)	0:23.92 [3] (0:11.51)	0:12.41 [6] (0:12.41)
Average Speed [km/h]	53.6	66.6	63.8	62.6	58.0
Top Speed [km/h]	67.5	67.9	65.2	64.6	60.8
Avg. Dist. to Rail [m]	3.0	0.9	0.6	4.0	6.2
Avg. Stride Freq. [Hz]	2.5	2.5	2.4	2.4	2.3
Avg. Stride Length [m]	6.0	7.3	7.2	7.2	7.0



- [ ] Ranking at each section and finish
- .-.- No data available at this section
- NA No data available





Horse/Jockey Name	I'm A Foxygirl
Final Rank	8
Fastest Section Time (Section)	0:10.90 (800m)
Top Speed [km/h] (Section)	67.1 (800m)
Race State	Finished



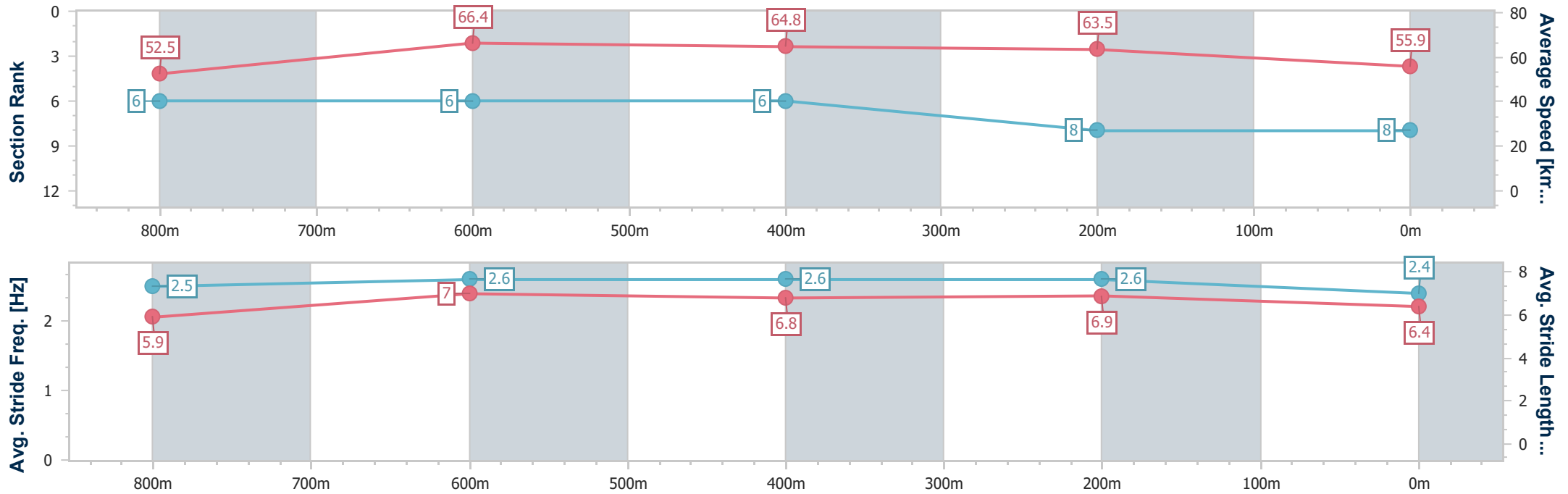
Sunshine Coast QLD Professional  
 Race 4: NICK & GERRY CLATWORTHY Fillies and Mares  
 BENCHMARK 58 Handicap - 1000m



05 February 2023 - 14:11

Track Rating: Good 4, Weather: Overcast, Rail Position: +2m Entire

Section	Overall	800m	600m	400m	200m
Section Times	1:00.04 [8] (0:13.73)	0:46.31 [6] (0:10.90)	0:35.41 [6] (0:11.17)	0:24.24 [6] (0:11.34)	0:12.90 [8] (0:12.90)
Average Speed [km/h]	52.5	66.4	64.8	63.5	55.9
Top Speed [km/h]	66.5	67.1	65.5	65.5	61.4
Avg. Dist. to Rail [m]	9.2	2.5	0.7	5.4	7.3
Avg. Stride Freq. [Hz]	2.5	2.6	2.6	2.6	2.4
Avg. Stride Length [m]	5.9	7.0	6.8	6.9	6.4



- [ ] Ranking at each section and finish
- .-.- No data available at this section
- NA No data available