



**Sunshine Coast QLD Professional**  
**Race 3: BARRIER REEF POOLS Colts, Geldings and Entires**  
**BENCHMARK 58 Handicap - 1000m**  
**05 February 2023 - 13:34**



Track Rating: Good 4, Weather: Overcast, Rail Position: +2m Entire

Section		Overall	800m	600m	400m	200m	Last 600m					
Field Times		0:58.52 (0:13.52)	0:45.00 (0:10.92)	0:34.08 (0:11.48)	0:22.60 (0:11.07)	0:11.53 (0:11.53)	0:34.08					
Rank	TAB Horse/Jockey	Barrier	Top Speed [km/h]	Fastest Section	Margin					Distance Travelled [m]		
1	1 GROOMED Cody Collis	3	68.5 800m	0:10.86 800m	0:58.52 [1] (0:13.90)	0:44.62 [5] (0:10.86)	0:33.76 [4] (0:11.28)	0:22.48 [3] (0:10.95)	0:11.53 [1] (0:11.53)	0:58.52	0:33.76	
2	4 MOVEITMOVEIT Ben Thompson	5	67.3 800m	0:10.93 400m	0:58.70 [2] (0:13.85)	0:44.85 [4] (0:11.02)	0:33.83 [5] (0:11.25)	0:22.58 [4] (0:10.93)	0:11.65 [2] (0:11.65)	1L	0:33.83	+4
3	5 ALL STARS Jag Guthmann-Chester	2	66.3 800m	0:10.99 400m	0:58.92 [3] (0:13.65)	0:45.27 [3] (0:11.08)	0:34.19 [3] (0:11.44)	0:22.75 [5] (0:10.99)	0:11.76 [3] (0:11.76)	2.3L	0:34.19	-1
4	7 ANGEL'S VOICE Samantha Collett	7	68.0 800m	0:11.02 800m	0:59.30 [4] (0:13.54)	0:45.76 [2] (0:11.02)	0:34.74 [2] (0:11.40)	0:23.34 [2] (0:11.24)	0:12.10 [4] (0:12.10)	4.3L	0:34.74	+2
5	3 TECOMA STREET Adam Spinks	1	67.8 800m	0:10.92 800m	1:00.10 [5] (0:13.52)	0:46.58 [1] (0:10.92)	0:35.66 [1] (0:11.48)	0:24.18 [1] (0:11.52)	0:12.66 [5] (0:12.66)	8.8L	0:35.66	+1

Scratched: Exlover (#2), Boombrasstic (#6)

[ ] Ranking at each section and finish  
 -:-:- No data available at this section  
 NA No data available

SCN Saddle cloth number  
 DNF Did not finish  
 DNT Did not track



Horse/Jockey Name	Groomed
Final Rank	1
Fastest Section Time (Section)	0:10.86 (800m)
Top Speed [km/h] (Section)	68.5 (800m)
Race State	Finished



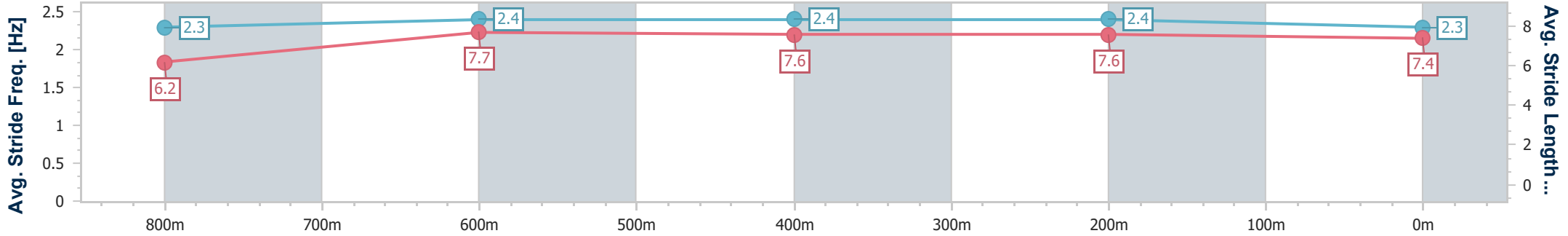
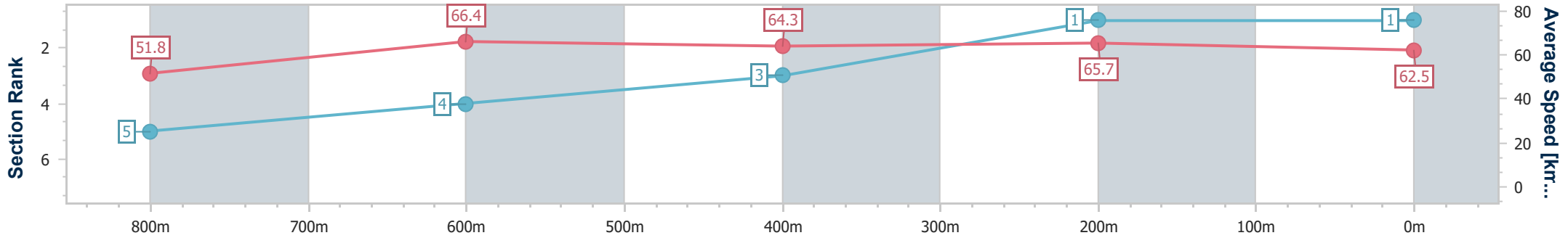
Sunshine Coast QLD Professional  
 Race 3: BARRIER REEF POOLS Colts, Geldings and Entires  
 BENCHMARK 58 Handicap - 1000m



05 February 2023 - 13:34

Track Rating: Good 4, Weather: Overcast, Rail Position: +2m Entire

Section	Overall	800m	600m	400m	200m
Section Times	0:58.52 [1] (0:13.90)	0:44.62 [5] (0:10.86)	0:33.76 [4] (0:11.28)	0:22.48 [3] (0:10.95)	0:11.53 [1] (0:11.53)
Average Speed [km/h]	51.8	66.4	64.3	65.7	62.5
Top Speed [km/h]	66.0	68.5	64.8	66.4	65.9
Avg. Dist. to Rail [m]	4.1	0.8	1.3	4.4	5.1
Avg. Stride Freq. [Hz]	2.3	2.4	2.4	2.4	2.3
Avg. Stride Length [m]	6.2	7.7	7.6	7.6	7.4



- [ ] Ranking at each section and finish
- .-.- No data available at this section
- NA No data available



Horse/Jockey Name	Moveitmoveit
Final Rank	2
Fastest Section Time (Section)	0:10.93 (400m)
Top Speed [km/h] (Section)	67.3 (800m)
Race State	Finished



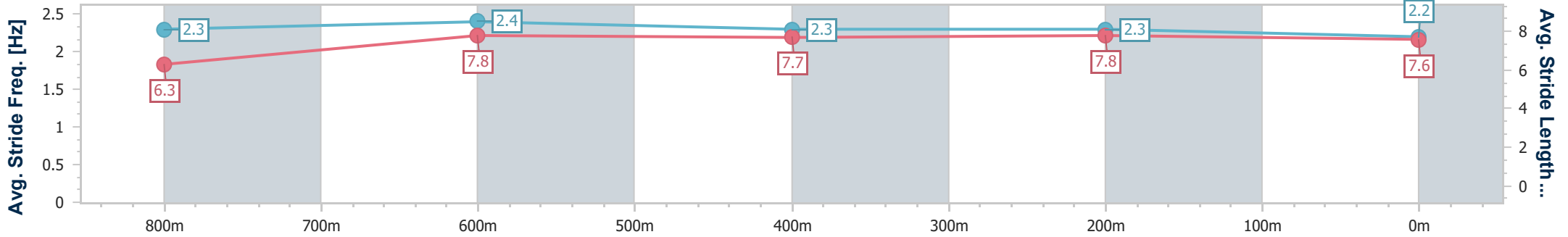
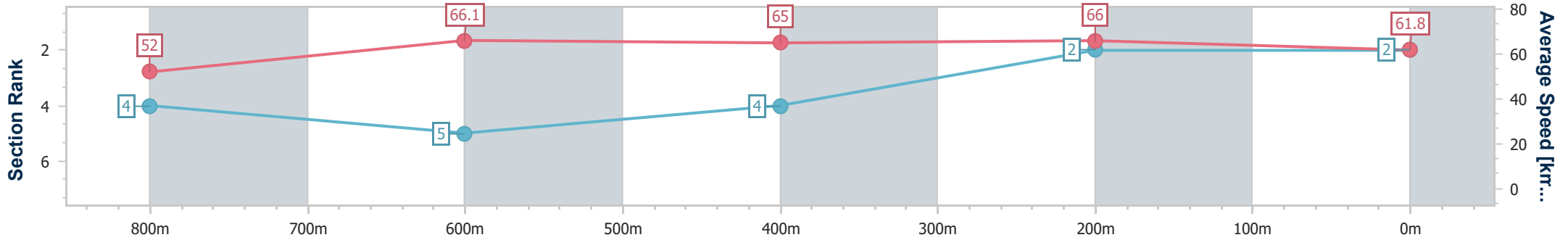
Sunshine Coast QLD Professional  
 Race 3: BARRIER REEF POOLS Colts, Geldings and Entires  
 BENCHMARK 58 Handicap - 1000m



05 February 2023 - 13:34

Track Rating: Good 4, Weather: Overcast, Rail Position: +2m Entire

Section	Overall	800m	600m	400m	200m
Section Times	0:58.70 [2] (0:13.85)	0:44.85 [4] (0:11.02)	0:33.83 [5] (0:11.25)	0:22.58 [4] (0:10.93)	0:11.65 [2] (0:11.65)
Average Speed [km/h]	52.0	66.1	65.0	66.0	61.8
Top Speed [km/h]	65.8	67.3	65.9	67.2	64.7
Avg. Dist. to Rail [m]	5.3	2.7	3.1	6.3	7.0
Avg. Stride Freq. [Hz]	2.3	2.4	2.3	2.3	2.2
Avg. Stride Length [m]	6.3	7.8	7.7	7.8	7.6



- [ ] Ranking at each section and finish
- .-.- No data available at this section
- NA No data available



Horse/Jockey Name	All Stars
Final Rank	3
Fastest Section Time (Section)	0:10.99 (400m)
Top Speed [km/h] (Section)	66.3 (800m)
Race State	Finished



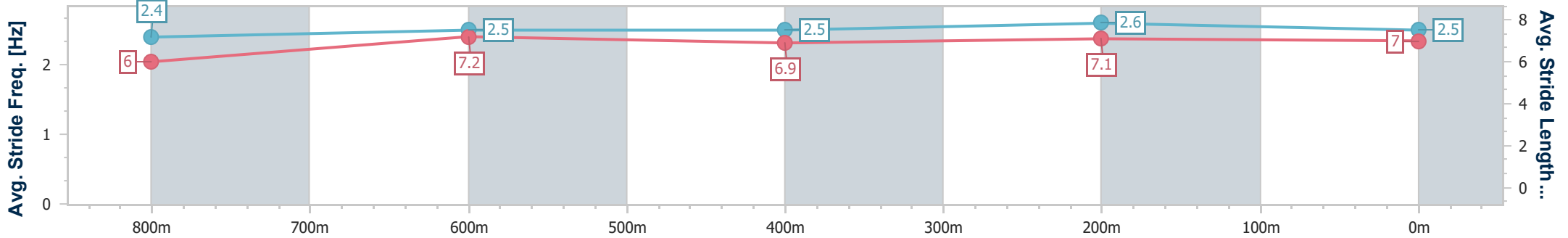
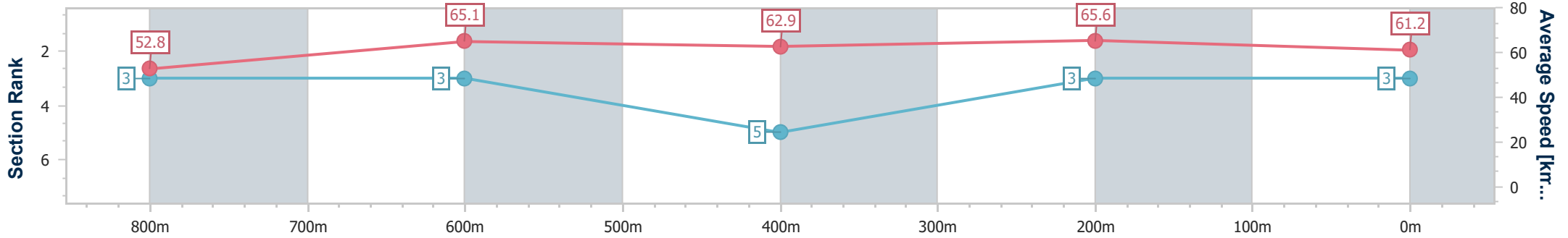
Sunshine Coast QLD Professional  
 Race 3: BARRIER REEF POOLS Colts, Geldings and Entires  
 BENCHMARK 58 Handicap - 1000m



05 February 2023 - 13:34

Track Rating: Good 4, Weather: Overcast, Rail Position: +2m Entire

Section	Overall	800m	600m	400m	200m
Section Times	0:58.92 [3] (0:13.65)	0:45.27 [3] (0:11.08)	0:34.19 [3] (0:11.44)	0:22.75 [5] (0:10.99)	0:11.76 [3] (0:11.76)
Average Speed [km/h]	52.8	65.1	62.9	65.6	61.2
Top Speed [km/h]	66.1	66.3	64.8	66.0	64.7
Avg. Dist. to Rail [m]	4.2	1.7	0.6	4.3	5.0
Avg. Stride Freq. [Hz]	2.4	2.5	2.5	2.6	2.5
Avg. Stride Length [m]	6.0	7.2	6.9	7.1	7.0



- [ ] Ranking at each section and finish
- .-.- No data available at this section
- NA No data available



Horse/Jockey Name	Angel's Voice
Final Rank	4
Fastest Section Time (Section)	0:11.02 (800m)
Top Speed [km/h] (Section)	68.0 (800m)
Race State	Finished



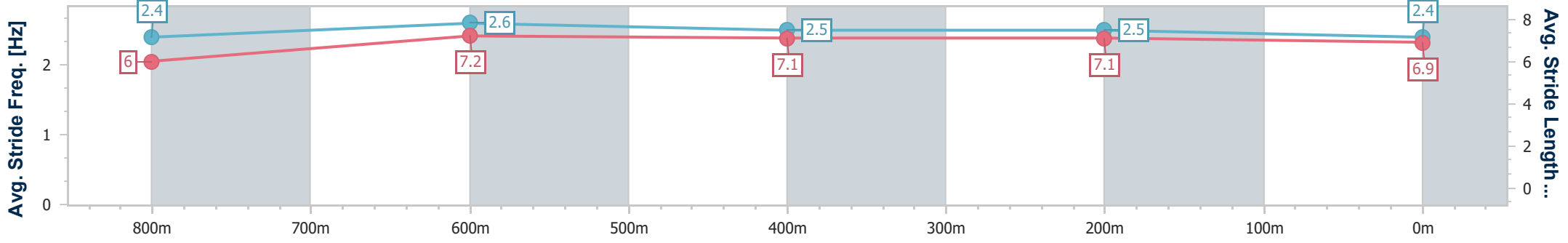
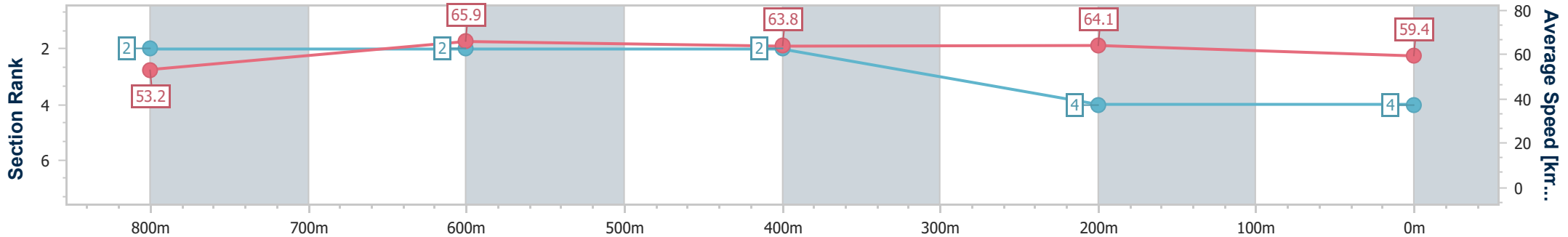
Sunshine Coast QLD Professional  
 Race 3: BARRIER REEF POOLS Colts, Geldings and Entires  
 BENCHMARK 58 Handicap - 1000m



05 February 2023 - 13:34

Track Rating: Good 4, Weather: Overcast, Rail Position: +2m Entire

Section	Overall	800m	600m	400m	200m
Section Times	0:59.30 [4] (0:13.54)	0:45.76 [2] (0:11.02)	0:34.74 [2] (0:11.40)	0:23.34 [2] (0:11.24)	0:12.10 [4] (0:12.10)
Average Speed [km/h]	53.2	65.9	63.8	64.1	59.4
Top Speed [km/h]	68.0	68.0	65.4	64.6	62.6
Avg. Dist. to Rail [m]	7.4	3.1	1.6	4.0	3.9
Avg. Stride Freq. [Hz]	2.4	2.6	2.5	2.5	2.4
Avg. Stride Length [m]	6.0	7.2	7.1	7.1	6.9



- [ ] Ranking at each section and finish
- .-.- No data available at this section
- NA No data available



Horse/Jockey Name	Tecoma Street
Final Rank	5
Fastest Section Time (Section)	0:10.92 (800m)
Top Speed [km/h] (Section)	67.8 (800m)
Race State	Finished



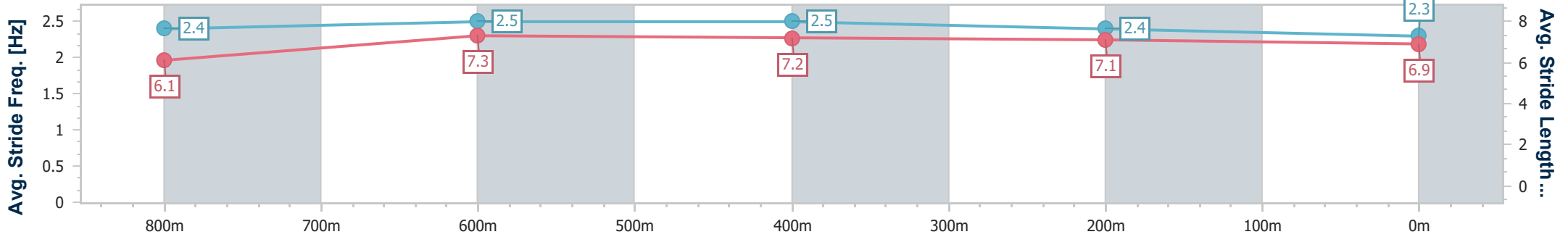
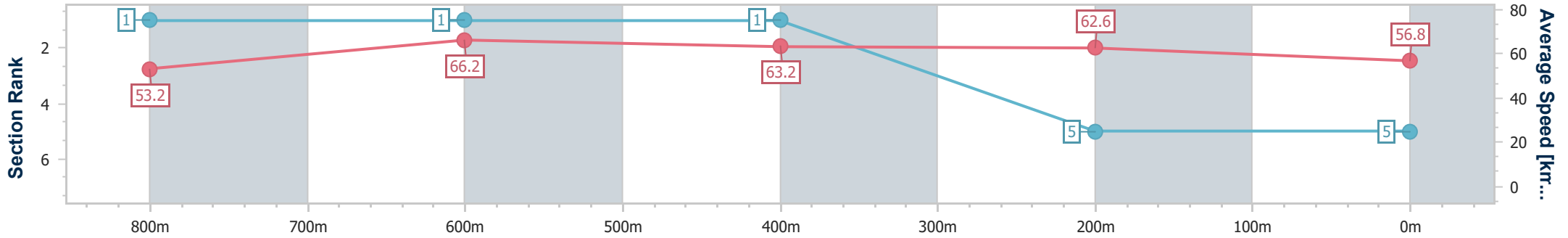
Sunshine Coast QLD Professional  
 Race 3: BARRIER REEF POOLS Colts, Geldings and Entires  
 BENCHMARK 58 Handicap - 1000m



05 February 2023 - 13:34

Track Rating: Good 4, Weather: Overcast, Rail Position: +2m Entire

Section	Overall	800m	600m	400m	200m
Section Times	1:00.10 [5] (0:13.52)	0:46.58 [1] (0:10.92)	0:35.66 [1] (0:11.48)	0:24.18 [1] (0:11.52)	0:12.66 [5] (0:12.66)
Average Speed [km/h]	53.2	66.2	63.2	62.6	56.8
Top Speed [km/h]	67.0	67.8	64.4	63.7	60.0
Avg. Dist. to Rail [m]	3.0	1.5	1.3	3.0	4.0
Avg. Stride Freq. [Hz]	2.4	2.5	2.5	2.4	2.3
Avg. Stride Length [m]	6.1	7.3	7.2	7.1	6.9



- [ ] Ranking at each section and finish
- .-.- No data available at this section
- NA No data available