



Sunshine Coast QLD Professional

Race 2: DOUBLE R GROUP Class 1 Handicap - 1800m

05 February 2023 - 12:59



Track Rating: Good 4, Weather: Overcast, Rail Position: +2m Entire

Section		Overall	1600m	1400m	1200m	1000m	800m	600m	Last 600m					
Field Times		1:52.25 (0:13.92)	1:38.33 (0:11.54)	1:26.79 (0:12.37)	1:14.42 (0:12.84)	1:01.58 (0:13.34)	0:48.24 (0:12.71)	0:35.53 (0:11.99)	0:35.53					
Rank	TAB	Horse/Jockey	Barrier	Top Speed [km/h]	Fastest Section								Distance Travelled [m]	
1	2	MISHANI MISSILE James Orman	2	64.4 400m	0:11.32 400m	1:52.25 [1] (0:14.34)	1:37.91 [5] (0:11.87)	1:26.04 [5] (0:12.36)	1:13.68 [5] (0:12.71)	1:00.97 [5] (0:13.39)	0:47.58 [5] (0:12.57)	0:35.01 [5] (0:11.67)	0:35.01	
2	3	SO YOU KNEW Angela Jones	3	64.3 400m	0:11.46 400m	1:52.81 [2] (0:14.56)	1:38.25 [8] (0:11.87)	1:26.38 [7] (0:12.42)	1:13.96 [7] (0:12.71)	1:01.25 [7] (0:13.30)	0:47.95 [8] (0:12.55)	0:35.40 [7] (0:11.79)	0:35.40	-5
3	7	GENERAL WOLFFE Sean Cormack	10	63.3 1400m	0:11.61 400m	1:53.24 [3] (0:14.44)	1:38.80 [6] (0:11.76)	1:27.04 [6] (0:12.41)	1:14.63 [6] (0:12.73)	1:01.90 [6] (0:13.33)	0:48.57 [6] (0:12.61)	0:35.96 [6] (0:12.05)	0:35.96	+6
4	5	POPPY JOAN Craig Robertson	4	63.1 1600m	0:11.70 1600m	1:53.28 [4] (0:14.09)	1:39.19 [4] (0:11.70)	1:27.49 [4] (0:12.49)	1:15.00 [4] (0:12.79)	1:02.21 [4] (0:13.34)	0:48.87 [4] (0:12.52)	0:36.35 [3] (0:11.96)	0:36.35	+1
5	6	FAT FINGERS Samantha Collett	6	64.3 Overall	0:11.66 1600m	1:53.30 [5] (0:13.92)	1:39.38 [1] (0:11.66)	1:27.72 [2] (0:12.39)	1:15.33 [2] (0:12.85)	1:02.48 [2] (0:13.30)	0:49.18 [2] (0:12.70)	0:36.48 [2] (0:12.01)	0:36.48	+0
6	10	NITROGLYCERINE Georgina Cartwright	9	62.4 400m	0:11.66 400m	1:53.49 [6] (0:14.77)	1:38.72 [10] (0:11.96)	1:26.76 [10] (0:12.39)	1:14.37 [9] (0:12.79)	1:01.58 [10] (0:13.09)	0:48.49 [9] (0:12.53)	0:35.96 [8] (0:12.01)	0:35.96	+6
7	4	WILLNOTQUIT Ben Thompson	5	64.7 1600m	0:11.53 1600m	1:53.51 [7] (0:13.93)	1:39.58 [2] (0:11.53)	1:28.05 [1] (0:12.37)	1:15.68 [1] (0:12.84)	1:02.84 [1] (0:13.34)	0:49.50 [1] (0:12.71)	0:36.79 [1] (0:11.99)	0:36.79	-5
8	9	CASSOWARY Nozi Tomizawa	7	63.4 400m	0:11.56 400m	1:53.53 [8] (0:14.54)	1:38.99 [7] (0:11.92)	1:27.07 [8] (0:12.44)	1:14.63 [8] (0:12.72)	1:01.91 [8] (0:13.23)	0:48.68 [7] (0:12.65)	0:36.03 [9] (0:11.94)	0:36.03	-1
9	8	VANCITY Wanderson D'Avila	8	63.4 400m	0:11.51 400m	1:53.56 [9] (0:14.66)	1:38.90 [9] (0:12.01)	1:26.89 [9] (0:12.49)	1:14.40 [10] (0:12.72)	1:01.68 [9] (0:13.34)	0:48.34 [10] (0:12.59)	0:35.75 [10] (0:11.77)	0:35.75	+0
10	1	ROCKED Chris Meehan	1	63.7 400m	0:11.69 1600m	1:53.76 [10] (0:14.09)	1:39.67 [3] (0:11.69)	1:27.98 [3] (0:12.36)	1:15.62 [3] (0:12.86)	1:02.76 [3] (0:13.39)	0:49.37 [3] (0:12.68)	0:36.69 [4] (0:12.00)	0:36.69	-5

[] Ranking at each section and finish
 -:-:- No data available at this section
 NA No data available

SCN Saddle cloth number
 DNF Did not finish
 DNT Did not track



Sunshine Coast QLD Professional

Race 2: DOUBLE R GROUP Class 1 Handicap - 1800m

05 February 2023 - 12:59



Track Rating: Good 4, Weather: Overcast, Rail Position: +2m Entire

Section				400m	200m			Last 600m		
Field Times				0:23.54 (0:11.52)	0:12.02 (0:12.02)			0:35.53		
Rank	TAB	Horse/Jockey	Barrier	Top Speed [km/h]	Fastest Section	Margin				Distance Travelled [m]
1	2	MISHANI MISSILE James Orman	2	64.4 400m	0:11.32 400m	0:23.34 [3] (0:11.32)	0:12.02 [1] (0:12.02)	1:52.25	0:35.01	
2	3	SO YOU KNEW Angela Jones	3	64.3 400m	0:11.46 400m	0:23.61 [6] (0:11.46)	0:12.15 [6] (0:12.15)	3.3L	0:35.40	-5
3	7	GENERAL WOLFFE Sean Cormack	10	63.3 1400m	0:11.61 400m	0:23.91 [7] (0:11.61)	0:12.30 [7] (0:12.30)	5.8L	0:35.96	+6
4	5	POPPY JOAN Craig Robertson	4	63.1 1600m	0:11.70 1600m	0:24.39 [4] (0:11.75)	0:12.64 [4] (0:12.64)	6L	0:36.35	+1
5	6	FAT FINGERS Samantha Collett	6	64.3 Overall	0:11.66 1600m	0:24.47 [2] (0:11.72)	0:12.75 [2] (0:12.75)	6.1L	0:36.48	+0
6	10	NITROGLYCERINE Georgina Cartwright	9	62.4 400m	0:11.66 400m	0:23.95 [9] (0:11.66)	0:12.29 [10] (0:12.29)	7.1L	0:35.96	+6
7	4	WILLNOTQUIT Ben Thompson	5	64.7 1600m	0:11.53 1600m	0:24.80 [1] (0:11.94)	0:12.86 [3] (0:12.86)	7.2L	0:36.79	-5
8	9	CASSOWARY Nozi Tomizawa	7	63.4 400m	0:11.56 400m	0:24.09 [8] (0:11.56)	0:12.53 [9] (0:12.53)	7.3L	0:36.03	-1
9	8	VANCITY Wanderson D'Avila	8	63.4 400m	0:11.51 400m	0:23.98 [10] (0:11.51)	0:12.47 [8] (0:12.47)	7.5L	0:35.75	+0
10	1	ROCKED Chris Meehan	1	63.7 400m	0:11.69 1600m	0:24.69 [5] (0:11.73)	0:12.96 [5] (0:12.96)	8.5L	0:36.69	-5

[] Ranking at each section and finish
 -:-:- No data available at this section
 NA No data available

SCN Saddle cloth number
 DNF Did not finish
 DNT Did not track



Horse/Jockey Name	Mishani Missile
Final Rank	1
Fastest Section Time (Section)	0:11.32 (400m)
Top Speed [km/h] (Section)	64.4 (400m)
Race State	Finished



Sunshine Coast QLD Professional

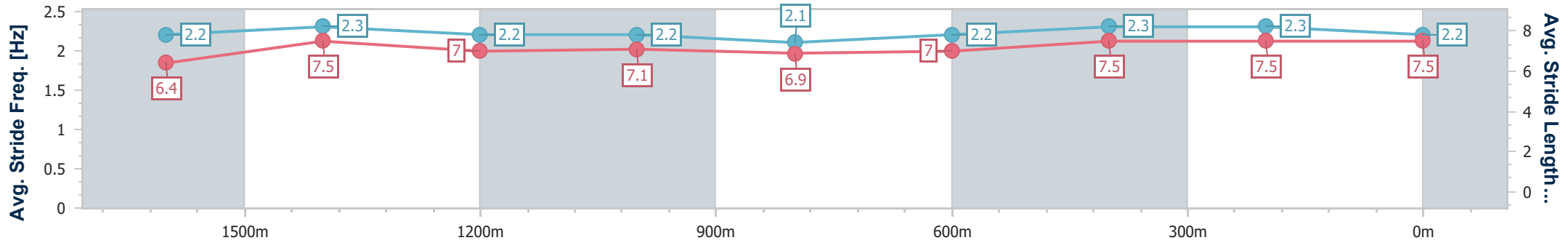
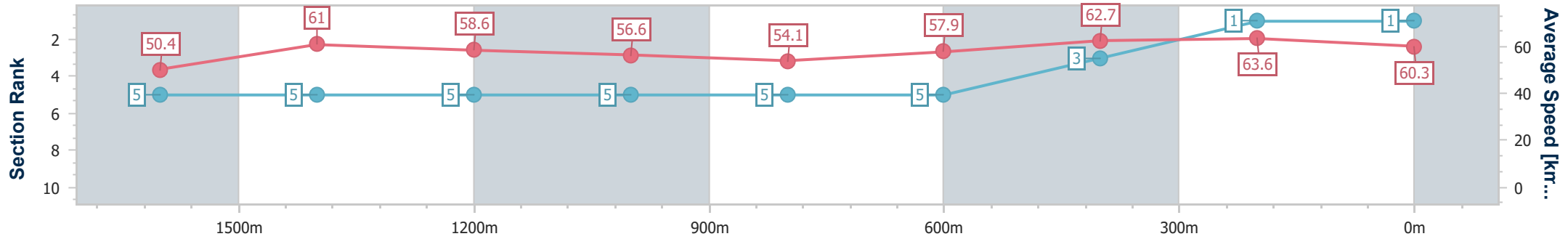
Race 2: DOUBLE R GROUP Class 1 Handicap - 1800m



05 February 2023 - 12:59

Track Rating: Good 4, Weather: Overcast, Rail Position: +2m Entire

Section	Overall	1600m	1400m	1200m	1000m	800m	600m	400m	200m			
Section Times	1:52.25 [1] (0:14.34)	1:37.91 [5] (0:11.87)	1:26.04 [5] (0:12.36)	1:13.68 [5] (0:12.71)	1:00.97 [5] (0:13.39)	0:47.58 [5] (0:12.57)	0:35.01 [5] (0:11.67)	0:23.34 [3] (0:11.32)	0:12.02 [1] (0:12.02)			
Average Speed [km/h]	50.4	61.0	58.6	56.6	54.1	57.9	62.7	63.6	60.3			
Top Speed [km/h]	61.3	62.6	62.7	57.7	55.9	61.6	63.6	64.4	62.1			
Avg. Dist. to Rail [m]	4.6	1.2	2.0	2.2	2.1	1.8	2.8	6.0	6.0			
Avg. Stride Freq. [Hz]	2.2	2.3	2.2	2.2	2.1	2.2	2.3	2.3	2.2			
Avg. Stride Length [m]	6.4	7.5	7.0	7.1	6.9	7.0	7.5	7.5	7.5			



- [] Ranking at each section and finish
- .-.- No data available at this section
- NA No data available



Horse/Jockey Name	So You Knew
Final Rank	2
Fastest Section Time (Section)	0:11.46 (400m)
Top Speed [km/h] (Section)	64.3 (400m)
Race State	Finished



Sunshine Coast QLD Professional

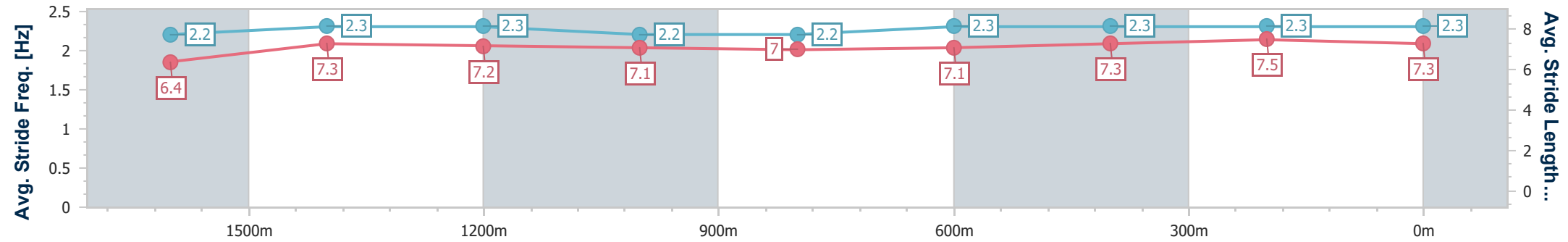
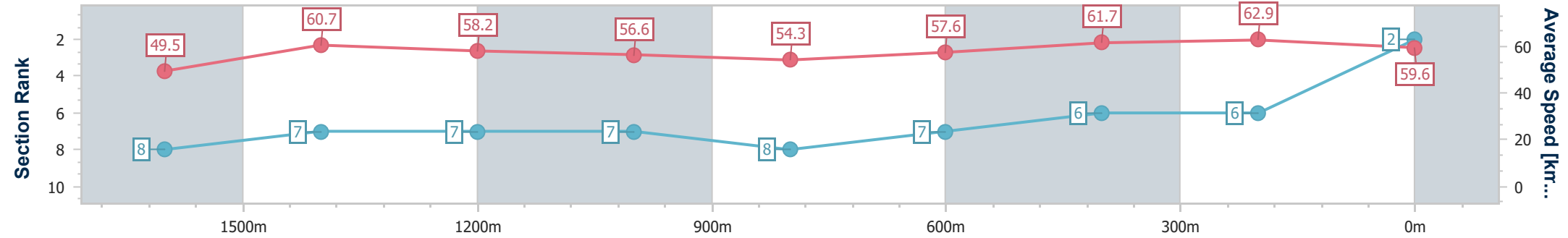
Race 2: DOUBLE R GROUP Class 1 Handicap - 1800m



05 February 2023 - 12:59

Track Rating: Good 4, Weather: Overcast, Rail Position: +2m Entire

Section	Overall	1600m	1400m	1200m	1000m	800m	600m	400m	200m			
Section Times	1:52.81 [2] (0:14.56)	1:38.25 [8] (0:11.87)	1:26.38 [7] (0:12.42)	1:13.96 [7] (0:12.71)	1:01.25 [7] (0:13.30)	0:47.95 [8] (0:12.55)	0:35.40 [7] (0:11.79)	0:23.61 [6] (0:11.46)	0:12.15 [6] (0:12.15)			
Average Speed [km/h]	49.5	60.7	58.2	56.6	54.3	57.6	61.7	62.9	59.6			
Top Speed [km/h]	61.5	61.7	60.9	57.8	56.3	59.8	62.9	64.3	62.1			
Avg. Dist. to Rail [m]	4.2	0.8	0.6	0.8	1.0	0.9	1.5	6.6	6.7			
Avg. Stride Freq. [Hz]	2.2	2.3	2.3	2.2	2.2	2.3	2.3	2.3	2.3			
Avg. Stride Length [m]	6.4	7.3	7.2	7.1	7.0	7.1	7.3	7.5	7.3			



- [] Ranking at each section and finish
- .-.- No data available at this section
- NA No data available



Horse/Jockey Name	General Wolffe
Final Rank	3
Fastest Section Time (Section)	0:11.61 (400m)
Top Speed [km/h] (Section)	63.3 (1400m)
Race State	Finished



Sunshine Coast QLD Professional

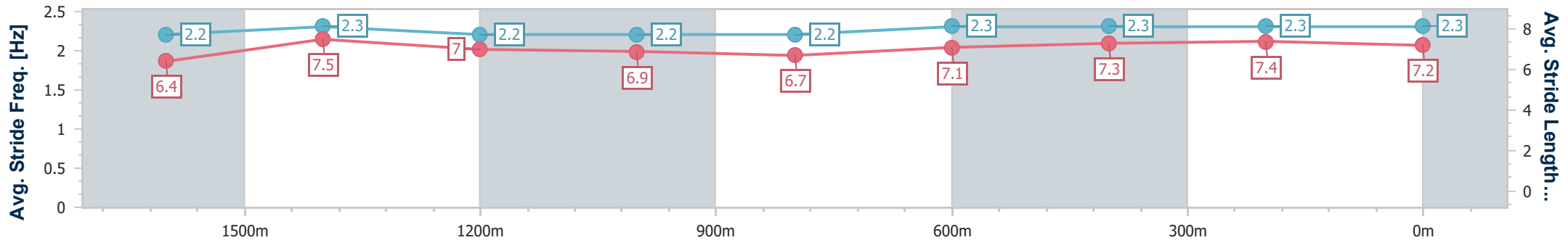
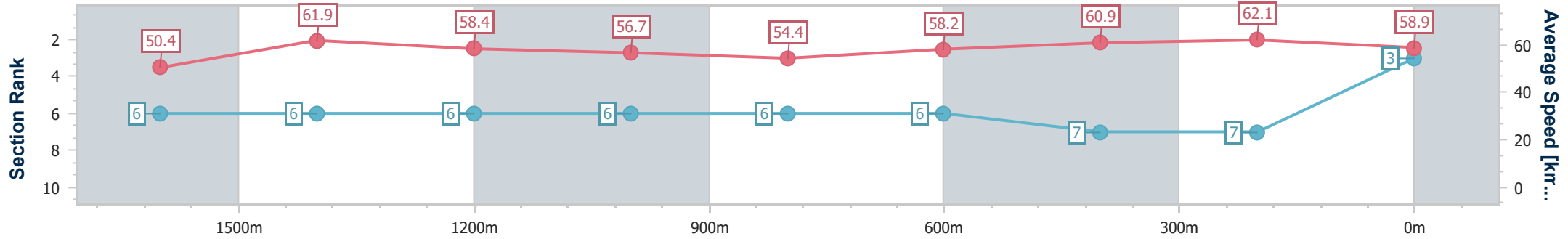
Race 2: DOUBLE R GROUP Class 1 Handicap - 1800m



05 February 2023 - 12:59

Track Rating: Good 4, Weather: Overcast, Rail Position: +2m Entire

Section	Overall	1600m	1400m	1200m	1000m	800m	600m	400m	200m
Section Times	1:53.24 [3] (0:14.44)	1:38.80 [6] (0:11.76)	1:27.04 [6] (0:12.41)	1:14.63 [6] (0:12.73)	1:01.90 [6] (0:13.33)	0:48.57 [6] (0:12.61)	0:35.96 [6] (0:12.05)	0:23.91 [7] (0:11.61)	0:12.30 [7] (0:12.30)
Average Speed [km/h]	50.4	61.9	58.4	56.7	54.4	58.2	60.9	62.1	58.9
Top Speed [km/h]	62.5	63.1	63.3	57.5	56.7	60.5	62.5	62.7	60.6
Avg. Dist. to Rail [m]	10.8	2.3	3.0	3.2	3.6	2.9	3.6	6.4	7.0
Avg. Stride Freq. [Hz]	2.2	2.3	2.2	2.2	2.2	2.3	2.3	2.3	2.3
Avg. Stride Length [m]	6.4	7.5	7.0	6.9	6.7	7.1	7.3	7.4	7.2



- [] Ranking at each section and finish
- .-.- No data available at this section
- NA No data available



Horse/Jockey Name	Poppy Joan
Final Rank	4
Fastest Section Time (Section)	0:11.70 (1600m)
Top Speed [km/h] (Section)	63.1 (1600m)
Race State	Finished



Sunshine Coast QLD Professional

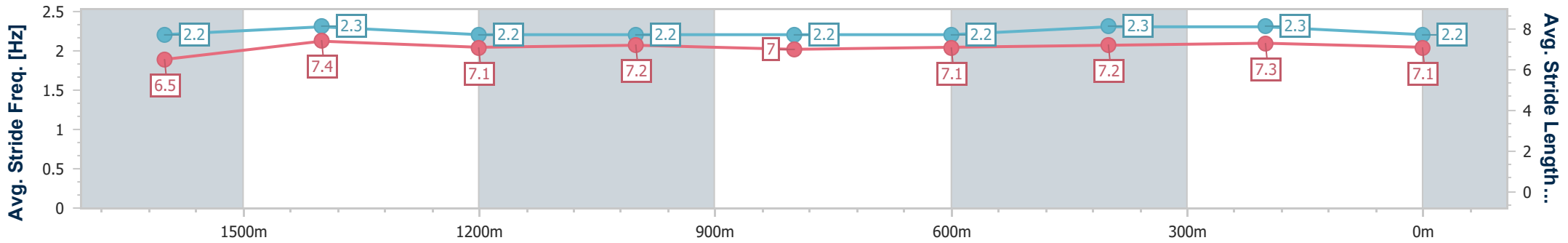
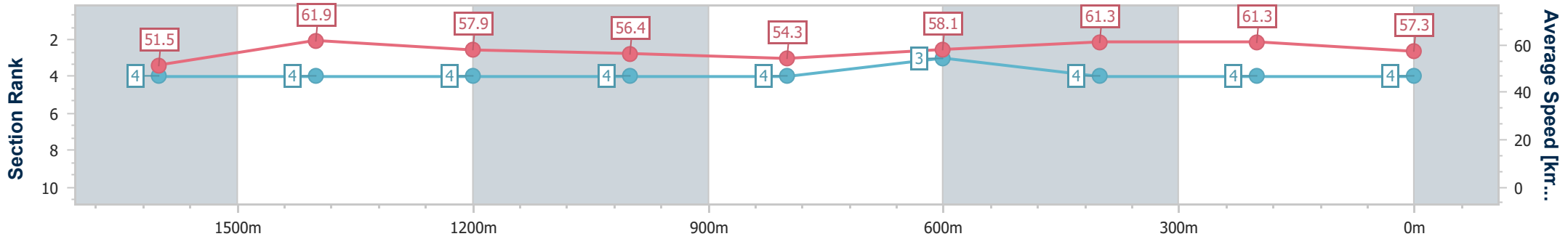
Race 2: DOUBLE R GROUP Class 1 Handicap - 1800m



05 February 2023 - 12:59

Track Rating: Good 4, Weather: Overcast, Rail Position: +2m Entire

Section	Overall	1600m	1400m	1200m	1000m	800m	600m	400m	200m
Section Times	1:53.28 [4] (0:14.09)	1:39.19 [4] (0:11.70)	1:27.49 [4] (0:12.49)	1:15.00 [4] (0:12.79)	1:02.21 [4] (0:13.34)	0:48.87 [4] (0:12.52)	0:36.35 [3] (0:11.96)	0:24.39 [4] (0:11.75)	0:12.64 [4] (0:12.64)
Average Speed [km/h]	51.5	61.9	57.9	56.4	54.3	58.1	61.3	61.3	57.3
Top Speed [km/h]	63.0	63.1	60.4	57.8	55.1	60.4	62.1	62.3	59.7
Avg. Dist. to Rail [m]	6.0	1.9	2.0	2.1	2.1	2.0	2.9	5.8	5.7
Avg. Stride Freq. [Hz]	2.2	2.3	2.2	2.2	2.2	2.2	2.3	2.3	2.2
Avg. Stride Length [m]	6.5	7.4	7.1	7.2	7.0	7.1	7.2	7.3	7.1



- [] Ranking at each section and finish
- .-.- No data available at this section
- NA No data available



Horse/Jockey Name	Fat Fingers
Final Rank	5
Fastest Section Time (Section)	0:11.66 (1600m)
Top Speed [km/h] (Section)	64.3 (Overall)
Race State	Finished



Sunshine Coast QLD Professional

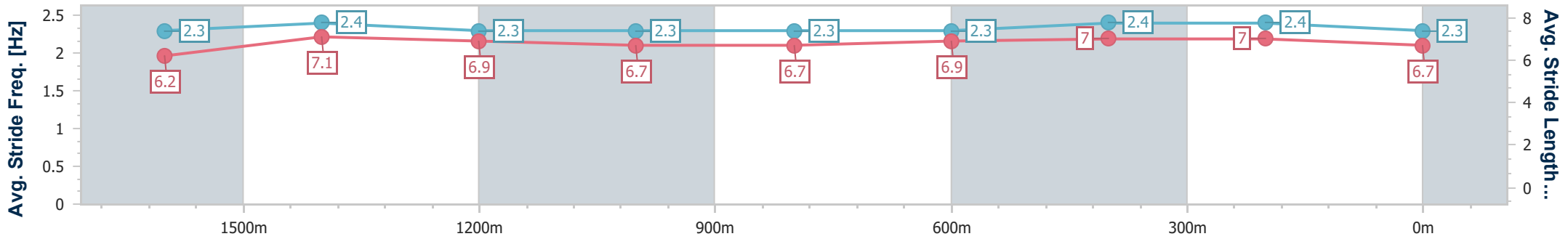
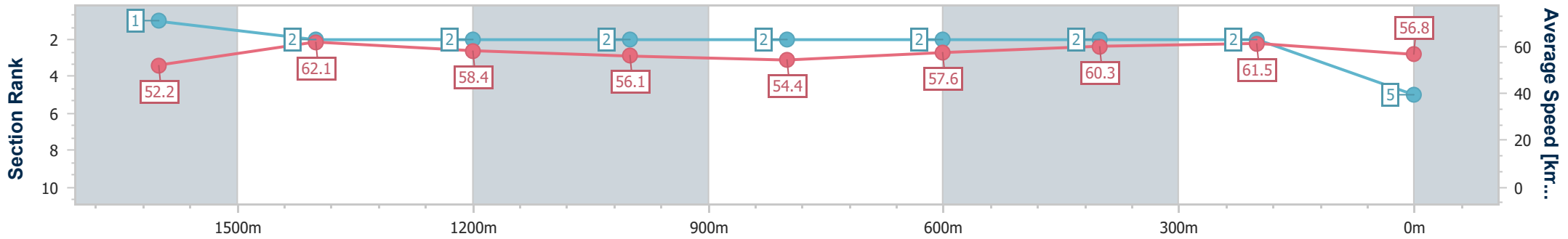
Race 2: DOUBLE R GROUP Class 1 Handicap - 1800m



05 February 2023 - 12:59

Track Rating: Good 4, Weather: Overcast, Rail Position: +2m Entire

Section	Overall	1600m	1400m	1200m	1000m	800m	600m	400m	200m
Section Times	1:53.30 [5] (0:13.92)	1:39.38 [1] (0:11.66)	1:27.72 [2] (0:12.39)	1:15.33 [2] (0:12.85)	1:02.48 [2] (0:13.30)	0:49.18 [2] (0:12.70)	0:36.48 [2] (0:12.01)	0:24.47 [2] (0:11.72)	0:12.75 [2] (0:12.75)
Average Speed [km/h]	52.2	62.1	58.4	56.1	54.4	57.6	60.3	61.5	56.8
Top Speed [km/h]	64.3	63.8	60.2	57.2	55.2	59.7	62.4	63.0	59.1
Avg. Dist. to Rail [m]	7.8	1.5	1.6	1.9	2.0	2.4	1.4	3.1	3.7
Avg. Stride Freq. [Hz]	2.3	2.4	2.3	2.3	2.3	2.3	2.4	2.4	2.3
Avg. Stride Length [m]	6.2	7.1	6.9	6.7	6.7	6.9	7.0	7.0	6.7



- [] Ranking at each section and finish
- .-.- No data available at this section
- NA No data available



Horse/Jockey Name	Nitroglycerine
Final Rank	6
Fastest Section Time (Section)	0:11.66 (400m)
Top Speed [km/h] (Section)	62.4 (400m)
Race State	Finished



Sunshine Coast QLD Professional

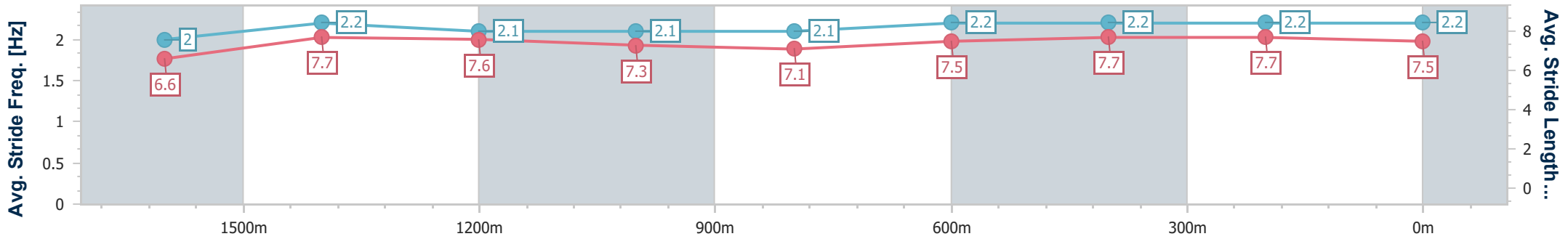
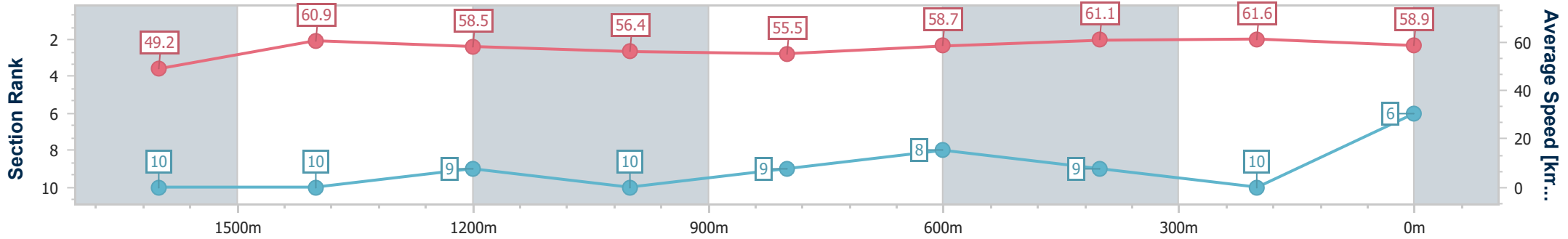
Race 2: DOUBLE R GROUP Class 1 Handicap - 1800m



05 February 2023 - 12:59

Track Rating: Good 4, Weather: Overcast, Rail Position: +2m Entire

Section	Overall	1600m	1400m	1200m	1000m	800m	600m	400m	200m			
Section Times	1:53.49 [6] (0:14.77)	1:38.72 [10] (0:11.96)	1:26.76 [10] (0:12.39)	1:14.37 [9] (0:12.79)	1:01.58 [10] (0:13.09)	0:48.49 [9] (0:12.53)	0:35.96 [8] (0:12.01)	0:23.95 [9] (0:11.66)	0:12.29 [10] (0:12.29)			
Average Speed [km/h]	49.2	60.9	58.5	56.4	55.5	58.7	61.1	61.6	58.9			
Top Speed [km/h]	61.8	61.9	61.2	58.4	56.7	60.8	61.7	62.4	60.0			
Avg. Dist. to Rail [m]	9.4	2.8	2.6	2.8	3.5	3.6	3.2	5.5	7.0			
Avg. Stride Freq. [Hz]	2.0	2.2	2.1	2.1	2.1	2.2	2.2	2.2	2.2			
Avg. Stride Length [m]	6.6	7.7	7.6	7.3	7.1	7.5	7.7	7.7	7.5			



- [] Ranking at each section and finish
- .-.- No data available at this section
- NA No data available



Horse/Jockey Name	Willnotquit
Final Rank	7
Fastest Section Time (Section)	0:11.53 (1600m)
Top Speed [km/h] (Section)	64.7 (1600m)
Race State	Finished



Sunshine Coast QLD Professional

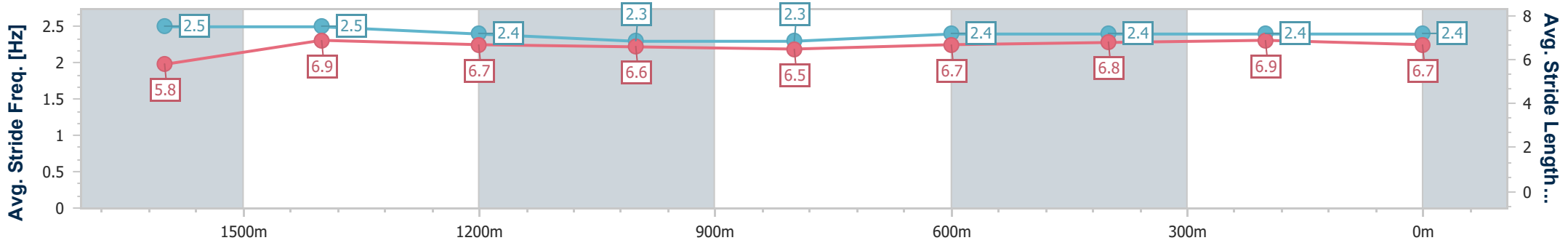
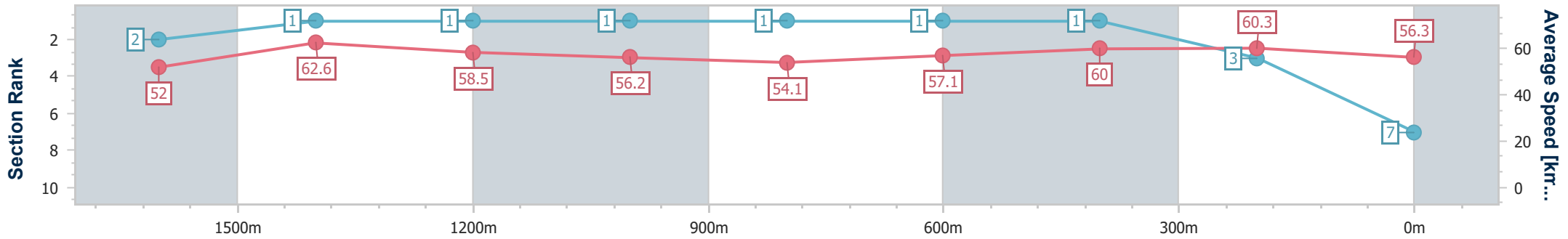
Race 2: DOUBLE R GROUP Class 1 Handicap - 1800m



05 February 2023 - 12:59

Track Rating: Good 4, Weather: Overcast, Rail Position: +2m Entire

Section	Overall	1600m	1400m	1200m	1000m	800m	600m	400m	200m
Section Times	1:53.51 [7] (0:13.93)	1:39.58 [2] (0:11.53)	1:28.05 [1] (0:12.37)	1:15.68 [1] (0:12.84)	1:02.84 [1] (0:13.34)	0:49.50 [1] (0:12.71)	0:36.79 [1] (0:11.99)	0:24.80 [1] (0:11.94)	0:12.86 [3] (0:12.86)
Average Speed [km/h]	52.0	62.6	58.5	56.2	54.1	57.1	60.0	60.3	56.3
Top Speed [km/h]	63.1	64.7	59.9	57.6	55.6	60.9	61.3	61.7	59.5
Avg. Dist. to Rail [m]	6.9	1.1	1.6	1.2	1.3	1.4	0.6	0.8	1.0
Avg. Stride Freq. [Hz]	2.5	2.5	2.4	2.3	2.3	2.4	2.4	2.4	2.4
Avg. Stride Length [m]	5.8	6.9	6.7	6.6	6.5	6.7	6.8	6.9	6.7



- [] Ranking at each section and finish
- .-.- No data available at this section
- NA No data available



Horse/Jockey Name	Cassowary
Final Rank	8
Fastest Section Time (Section)	0:11.56 (400m)
Top Speed [km/h] (Section)	63.4 (400m)
Race State	Finished



Sunshine Coast QLD Professional

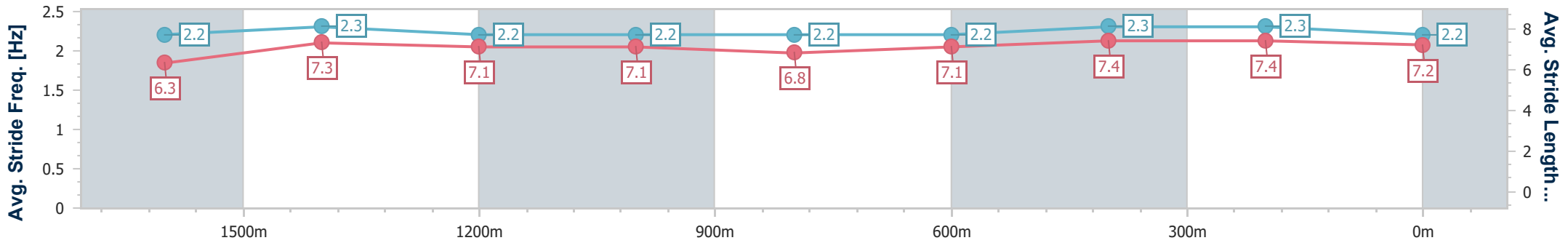
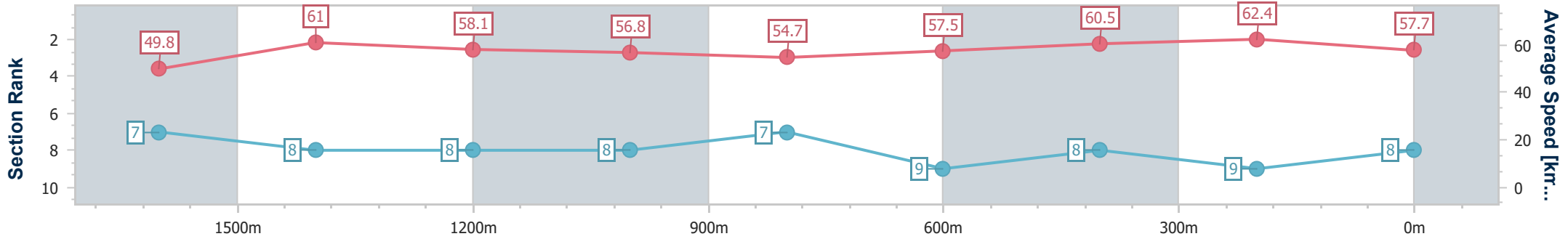
Race 2: DOUBLE R GROUP Class 1 Handicap - 1800m



05 February 2023 - 12:59

Track Rating: Good 4, Weather: Overcast, Rail Position: +2m Entire

Section	Overall	1600m	1400m	1200m	1000m	800m	600m	400m	200m				
Section Times	1:53.53 [8] (0:14.54)	1:38.99 [7] (0:11.92)	1:27.07 [8] (0:12.44)	1:14.63 [8] (0:12.72)	1:01.91 [8] (0:13.23)	0:48.68 [7] (0:12.65)	0:36.03 [9] (0:11.94)	0:24.09 [8] (0:11.56)	0:12.53 [9] (0:12.53)				
Average Speed [km/h]	49.8	61.0	58.1	56.8	54.7	57.5	60.5	62.4	57.7				
Top Speed [km/h]	61.0	61.9	61.3	58.8	56.7	60.7	61.8	63.4	60.1				
Avg. Dist. to Rail [m]	7.7	2.3	2.0	2.4	3.1	1.5	1.0	3.8	5.7				
Avg. Stride Freq. [Hz]	2.2	2.3	2.2	2.2	2.2	2.2	2.3	2.3	2.2				
Avg. Stride Length [m]	6.3	7.3	7.1	7.1	6.8	7.1	7.4	7.4	7.2				



- [] Ranking at each section and finish
- .-.- No data available at this section
- NA No data available



Horse/Jockey Name	Vancity
Final Rank	9
Fastest Section Time (Section)	0:11.51 (400m)
Top Speed [km/h] (Section)	63.4 (400m)
Race State	Finished



Sunshine Coast QLD Professional

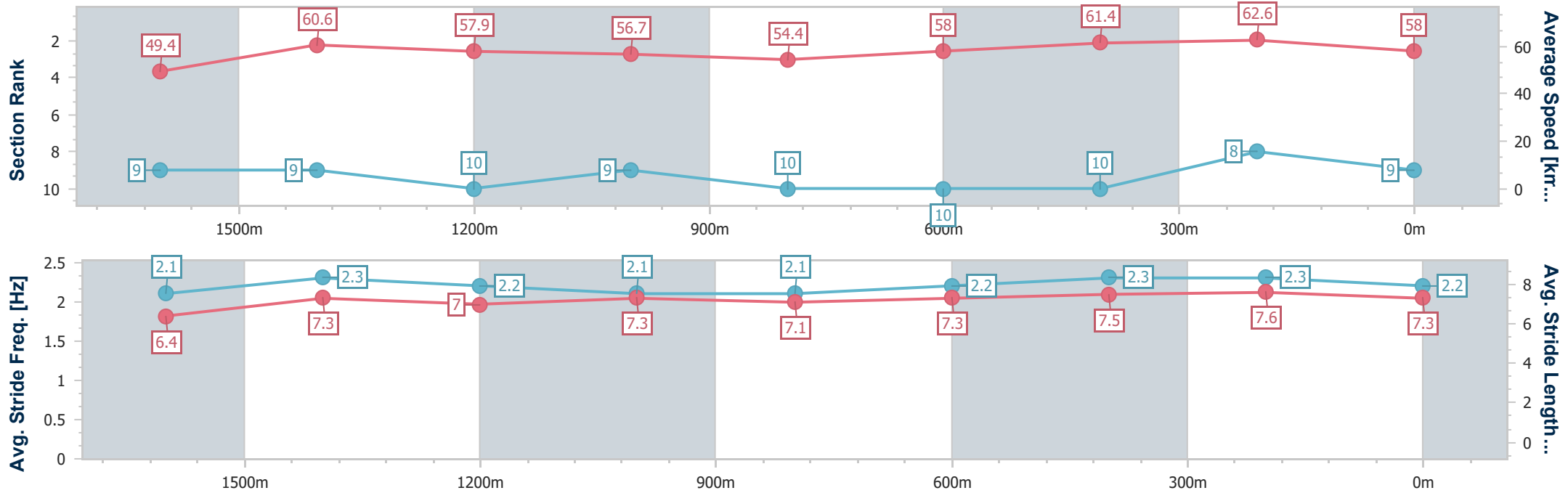
Race 2: DOUBLE R GROUP Class 1 Handicap - 1800m



05 February 2023 - 12:59

Track Rating: Good 4, Weather: Overcast, Rail Position: +2m Entire

Section	Overall	1600m	1400m	1200m	1000m	800m	600m	400m	200m
Section Times	1:53.56 [9] (0:14.66)	1:38.90 [9] (0:12.01)	1:26.89 [9] (0:12.49)	1:14.40 [10] (0:12.72)	1:01.68 [9] (0:13.34)	0:48.34 [10] (0:12.59)	0:35.75 [10] (0:11.77)	0:23.98 [10] (0:11.51)	0:12.47 [8] (0:12.47)
Average Speed [km/h]	49.4	60.6	57.9	56.7	54.4	58.0	61.4	62.6	58.0
Top Speed [km/h]	60.8	61.3	60.7	57.8	56.4	61.2	63.3	63.4	60.5
Avg. Dist. to Rail [m]	8.0	2.5	2.4	2.5	2.3	2.3	1.1	2.0	3.7
Avg. Stride Freq. [Hz]	2.1	2.3	2.2	2.1	2.1	2.2	2.3	2.3	2.2
Avg. Stride Length [m]	6.4	7.3	7.0	7.3	7.1	7.3	7.5	7.6	7.3



- [] Ranking at each section and finish
- .-.- No data available at this section
- NA No data available



Horse/Jockey Name	Rocked
Final Rank	10
Fastest Section Time (Section)	0:11.69 (1600m)
Top Speed [km/h] (Section)	63.7 (400m)
Race State	Finished



Sunshine Coast QLD Professional

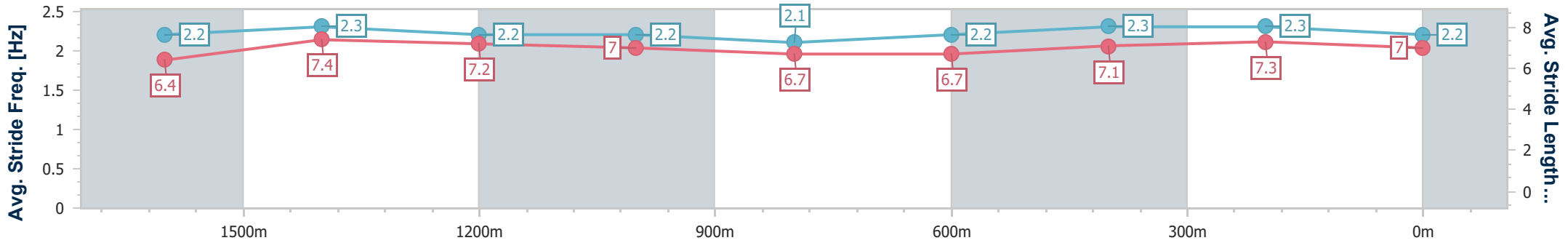
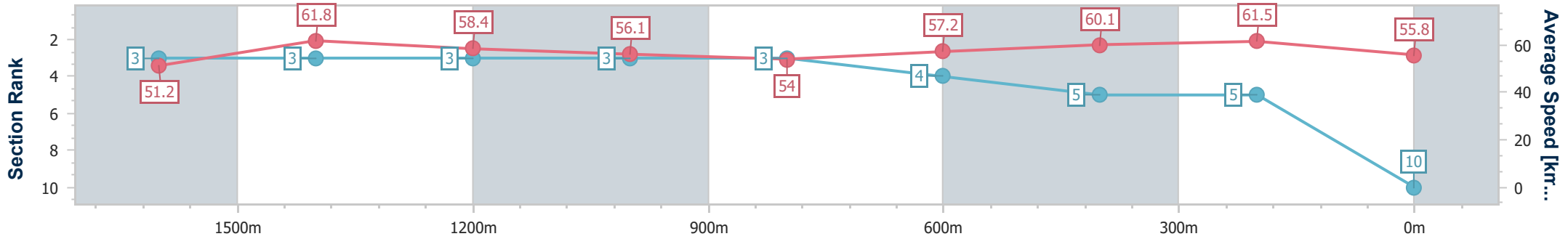
Race 2: DOUBLE R GROUP Class 1 Handicap - 1800m



05 February 2023 - 12:59

Track Rating: Good 4, Weather: Overcast, Rail Position: +2m Entire

Section	Overall	1600m	1400m	1200m	1000m	800m	600m	400m	200m			
Section Times	1:53.76 [10] (0:14.09)	1:39.67 [3] (0:11.69)	1:27.98 [3] (0:12.36)	1:15.62 [3] (0:12.86)	1:02.76 [3] (0:13.39)	0:49.37 [3] (0:12.68)	0:36.69 [4] (0:12.00)	0:24.69 [5] (0:11.73)	0:12.96 [5] (0:12.96)			
Average Speed [km/h]	51.2	61.8	58.4	56.1	54.0	57.2	60.1	61.5	55.8			
Top Speed [km/h]	63.5	63.2	60.1	57.7	55.1	60.1	60.8	63.7	59.0			
Avg. Dist. to Rail [m]	3.9	1.2	1.0	1.2	2.1	1.3	0.5	4.0	6.8			
Avg. Stride Freq. [Hz]	2.2	2.3	2.2	2.2	2.1	2.2	2.3	2.3	2.2			
Avg. Stride Length [m]	6.4	7.4	7.2	7.0	6.7	6.7	7.1	7.3	7.0			



- [] Ranking at each section and finish
- .-.- No data available at this section
- NA No data available