



# Toowoomba QLD Professional

## Race 4: MNP SECURITY BENCHMARK 62 Handicap - 1625m

04 February 2023 - 19:20



Track Rating: Good 4, Weather: Fine, Rail Position: True Entire Course

Section														
Field Times	Overall	1400m	1200m	1000m	800m	600m	400m	Last 600m						
	1:40.96 (0:14.54)	1:26.42 (0:10.75)	1:15.67 (0:12.08)	1:03.59 (0:13.16)	0:50.43 (0:12.79)	0:37.64 (0:12.76)	0:24.88 (0:12.43)	0:37.64						
Rank	TAB	Horse/Jockey	Barrier	Top Speed [km/h]	Fastest Section									Distance Travelled [m]
1	3	<b>GOTTA BE FIRST</b> Alisha Donald	8	67.8 1400m	0:10.86 1400m	1:40.96 [1] (0:15.43)	1:25.53 [12] (0:10.86)	1:14.67 [11] (0:11.76)	1:02.91 [9] (0:13.41)	0:49.50 [12] (0:12.71)	0:36.79 [11] (0:12.53)	0:24.26 [8] (0:12.24)	0:36.79	
2	11	<b>SKATER</b> Montanna Savva	10	70.6 1400m	0:10.73 1400m	1:40.96 [2] (0:14.56)	1:26.40 [3] (0:10.73)	1:15.67 [1] (0:12.08)	1:03.59 [1] (0:13.16)	0:50.43 [2] (0:12.79)	0:37.64 [2] (0:12.77)	0:24.87 [2] (0:12.42)	0:37.64	+5
3	5	<b>DREAMSEEKER</b> Gary Geran	9	71.4 Overall	0:10.67 1400m	1:41.07 [3] (0:15.36)	1:25.71 [11] (0:10.67)	1:15.04 [8] (0:12.06)	1:02.98 [9] (0:13.16)	0:49.82 [7] (0:12.53)	0:37.29 [6] (0:12.62)	0:24.67 [6] (0:12.35)	0:37.29	+0
4	4	<b>SLY CORNER</b> Adin Thompson	4	69.0 1400m	0:10.69 1400m	1:41.22 [4] (0:14.92)	1:26.30 [6] (0:10.69)	1:15.61 [5] (0:12.03)	1:03.58 [3] (0:13.14)	0:50.44 [3] (0:12.78)	0:37.66 [4] (0:12.52)	0:25.14 [3] (0:12.59)	0:37.66	+4
5	2	<b>AH WELL</b> Nathan Fazackerley	13	68.0 Overall	0:10.92 1400m	1:41.54 [5] (0:15.16)	1:26.38 [9] (0:10.92)	1:15.46 [9] (0:11.97)	1:03.49 [8] (0:13.22)	0:50.27 [9] (0:12.76)	0:37.51 [9] (0:12.76)	0:24.75 [10] (0:12.42)	0:37.51	+6
6	7	<b>PAPADUM</b> Wanderson D'Avila	14	67.7 Overall	0:11.11 1400m	1:41.58 [6] (0:15.07)	1:26.51 [8] (0:11.11)	1:15.40 [10] (0:12.03)	1:03.37 [11] (0:13.14)	0:50.23 [10] (0:12.74)	0:37.49 [8] (0:12.68)	0:24.81 [7] (0:12.41)	0:37.49	+9
7	6	<b>NAVAL STRIKE</b> Kenji Yoshida	2	67.5 Overall	0:11.02 1400m	1:42.07 [7] (0:15.32)	1:26.75 [10] (0:11.02)	1:15.73 [12] (0:11.95)	1:03.78 [12] (0:13.17)	0:50.61 [11] (0:12.80)	0:37.81 [12] (0:12.82)	0:24.99 [12] (0:12.33)	0:37.81	-1
8	9	<b>METVERSE</b> Georgina Cartwright	3	67.8 Overall	0:10.78 1400m	1:42.14 [8] (0:14.87)	1:27.27 [4] (0:10.78)	1:16.49 [4] (0:12.21)	1:04.28 [5] (0:13.24)	0:51.04 [6] (0:12.71)	0:38.33 [5] (0:12.65)	0:25.68 [5] (0:12.43)	0:38.33	+3
9	10	<b>ZOUESAY</b> Isabella Rabjones	1	69.7 Overall	0:10.82 1400m	1:42.20 [9] (0:14.55)	1:27.65 [1] (0:10.82)	1:16.83 [2] (0:12.12)	1:04.71 [2] (0:13.11)	0:51.60 [1] (0:12.77)	0:38.83 [1] (0:12.83)	0:26.00 [1] (0:12.92)	0:38.83	+2
10	8	<b>EXPENSIVE TO KEEP</b> Michael Murphy	7	70.6 Overall	0:11.02 1400m	1:42.29 [10] (0:14.54)	1:27.75 [2] (0:11.02)	1:16.73 [3] (0:12.18)	1:04.55 [4] (0:13.10)	0:51.45 [4] (0:12.67)	0:38.78 [3] (0:12.65)	0:26.13 [4] (0:12.79)	0:38.78	+6

Scratched: Pretty Flash (#12), Adversary (#14)

[ ] Ranking at each section and finish  
 -:-:- No data available at this section  
 NA No data available

SCN Saddle cloth number  
 DNF Did not finish  
 DNT Did not track



# Toowoomba QLD Professional

## Race 4: MNP SECURITY BENCHMARK 62 Handicap - 1625m

04 February 2023 - 19:20



Track Rating: Good 4, Weather: Fine, Rail Position: True Entire Course

Section		Overall	1400m	1200m	1000m	800m	600m	400m	Last 600m
Field Times		1:40.96 (0:14.54)	1:26.42 (0:10.75)	1:15.67 (0:12.08)	1:03.59 (0:13.16)	0:50.43 (0:12.79)	0:37.64 (0:12.76)	0:24.88 (0:12.43)	0:37.64

Rank	TAB	Horse/Jockey	Barrier	Top Speed [km/h]	Fastest Section	Overall	1400m	1200m	1000m	800m	600m	400m	Last 600m	Distance Travelled [m]
11	1	GO MILLO	11	67.2	0:11.05	1:42.39 [11]	1:27.47 [5]	1:16.42 [7]	1:04.45 [7]	0:51.13 [8]	0:38.27 [10]	0:25.33 [11]	0:38.27	+5
		Cody Collis		Overall	1400m	(0:14.92)	(0:11.05)	(0:11.97)	(0:13.32)	(0:12.86)	(0:12.94)	(0:12.64)		
12	13	BUDDY'S TALE	5	67.0	0:10.93	1:42.66 [12]	1:27.74 [7]	1:16.81 [6]	1:04.84 [6]	0:51.73 [5]	0:38.87 [7]	0:25.92 [9]	0:38.87	+6
		Nicole Vuille		Overall	1400m	(0:14.92)	(0:10.93)	(0:11.97)	(0:13.11)	(0:12.86)	(0:12.95)	(0:12.75)		

Scratched: Pretty Flash (#12), Adversary (#14)



# Toowoomba QLD Professional

## Race 4: MNP SECURITY BENCHMARK 62 Handicap - 1625m

04 February 2023 - 19:20



Track Rating: Good 4, Weather: Fine, Rail Position: True Entire Course

Section				200m		Last 600m	
Field Times				0:12.45 (0:12.45)		0:37.64	
Rank	TAB	Horse/Jockey	Barrier	Top Speed [km/h]	Fastest Section		Distance Travelled [m]
1	3	<b>GOTTA BE FIRST</b> Alisha Donald	8	67.8 1400m	0:10.86 1400m	0:12.02 [6] (0:12.02)	0:36.79
2	11	<b>SKATER</b> Montanna Savva	10	70.6 1400m	0:10.73 1400m	0:12.45 [1] (0:12.45)	0:37.64 +5
3	5	<b>DREAMSEEKER</b> Gary Geran	9	71.4 Overall	0:10.67 1400m	0:12.32 [3] (0:12.32)	0:37.29 +0
4	4	<b>SLY CORNER</b> Adin Thompson	4	69.0 1400m	0:10.69 1400m	0:12.55 [2] (0:12.55)	0:37.66 +4
5	2	<b>AH WELL</b> Nathan Fazackerley	13	68.0 Overall	0:10.92 1400m	0:12.33 [9] (0:12.33)	0:37.51 +6
6	7	<b>PAPADUM</b> Wanderson D'Avila	14	67.7 Overall	0:11.11 1400m	0:12.40 [8] (0:12.40)	0:37.49 +9
7	6	<b>NAVAL STRIKE</b> Kenji Yoshida	2	67.5 Overall	0:11.02 1400m	0:12.66 [10] (0:12.66)	0:37.81 -1
8	9	<b>METVERSE</b> Georgina Cartwright	3	67.8 Overall	0:10.78 1400m	0:13.25 [4] (0:13.25)	0:38.33 +3
9	10	<b>ZOUESAY</b> Isabella Rabjones	1	69.7 Overall	0:10.82 1400m	0:13.08 [7] (0:13.08)	0:38.83 +2
10	8	<b>EXPENSIVE TO KEEP</b> Michael Murphy	7	70.6 Overall	0:11.02 1400m	0:13.34 [5] (0:13.34)	0:38.78 +6

Scratched: Pretty Flash (#12), Adversary (#14)



**Toowoomba QLD Professional**  
**Race 4: MNP SECURITY BENCHMARK 62 Handicap - 1625m**  
**04 February 2023 - 19:20**



Track Rating: Good 4, Weather: Fine, Rail Position: True Entire Course

Section				200m				Last 600m	
Field Times				0:12.45 (0:12.45)				0:37.64	
Rank	TAB	Horse/Jockey	Barrier	Top Speed [km/h]	Fastest Section			Distance Travelled [m]	
11	1	<b>GO MILLO</b>	11	67.2	0:11.05	0:12.69 [12]		0:38.27	+5
		Cody Collis		Overall	1400m	(0:12.69)			
12	13	<b>BUDDY'S TALE</b>	5	67.0	0:10.93	0:13.17 [11]		0:38.87	+6
		Nicole Vuille		Overall	1400m	(0:13.17)			

Scratched: Pretty Flash (#12), Adversary (#14)



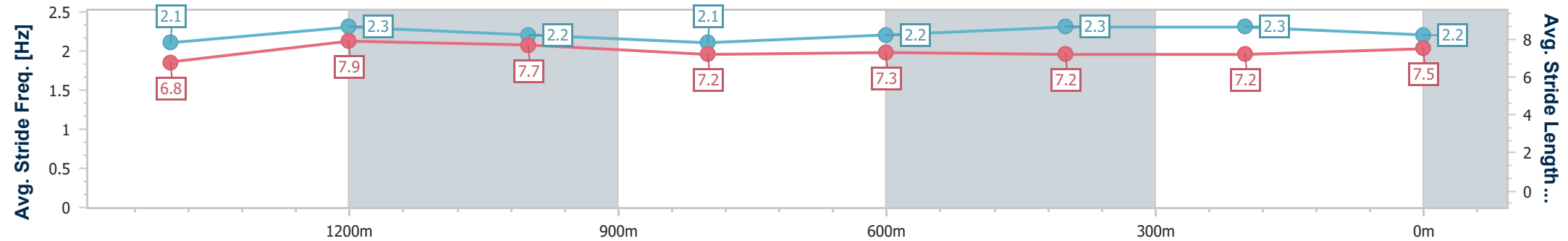
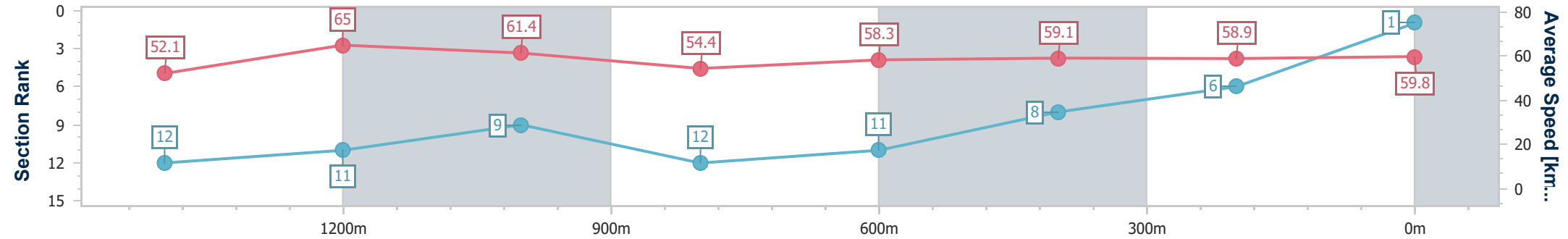
Horse/Jockey Name	Gotta Be First
Final Rank	1
Fastest Section Time (Section)	0:10.86 (1400m)
Top Speed [km/h] (Section)	67.8 (1400m)
Race State	Finished



Toowoomba QLD Professional  
 Race 4: MNP SECURITY BENCHMARK 62 Handicap - 1625m  
 04 February 2023 - 19:20  
 Track Rating: Good 4, Weather: Fine, Rail Position: True Entire Course



Section	Overall	1400m	1200m	1000m	800m	600m	400m	200m						
Section Times	1:40.96 [1] (0:15.43)	1:25.53 [12] (0:10.86)	1:14.67 [11] (0:11.76)	1:02.91 [9] (0:13.41)	0:49.50 [12] (0:12.71)	0:36.79 [11] (0:12.53)	0:24.26 [8] (0:12.24)	0:12.02 [6] (0:12.02)						
Average Speed [km/h]	52.1	65.0	61.4	54.4	58.3	59.1	58.9	59.8						
Top Speed [km/h]	67.2	67.8	64.7	56.3	60.3	61.4	60.1	60.9						
Avg. Dist. to Rail [m]	5.9	3.5	3.0	3.8	7.5	5.8	0.9	0.8						
Avg. Stride Freq. [Hz]	2.1	2.3	2.2	2.1	2.2	2.3	2.3	2.2						
Avg. Stride Length [m]	6.8	7.9	7.7	7.2	7.3	7.2	7.2	7.5						



- [ ] Ranking at each section and finish
- .-.- No data available at this section
- NA No data available



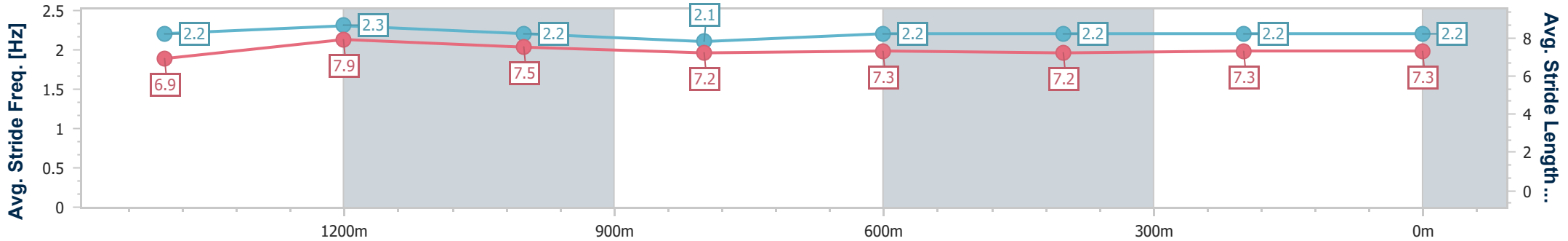
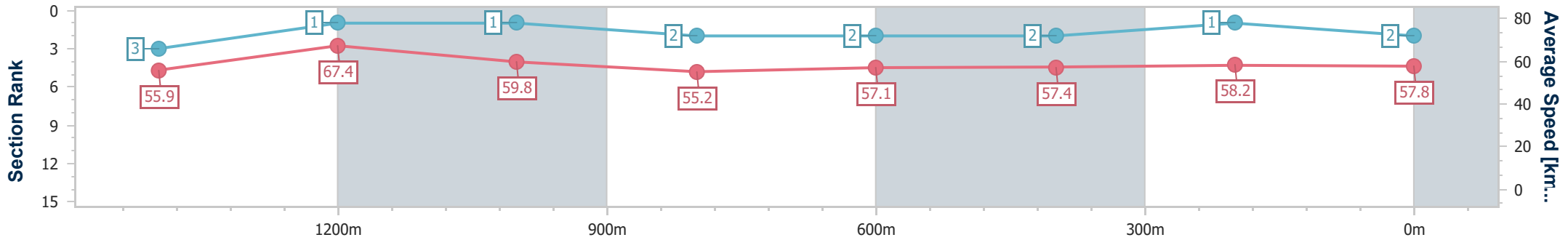
Horse/Jockey Name	Skater
Final Rank	2
Fastest Section Time (Section)	0:10.73 (1400m)
Top Speed [km/h] (Section)	70.6 (1400m)
Race State	Finished



Toowoomba QLD Professional  
 Race 4: MNP SECURITY BENCHMARK 62 Handicap - 1625m  
 04 February 2023 - 19:20  
 Track Rating: Good 4, Weather: Fine, Rail Position: True Entire Course



Section	Overall	1400m	1200m	1000m	800m	600m	400m	200m						
Section Times	1:40.96 [2] (0:14.56)	1:26.40 [3] (0:10.73)	1:15.67 [1] (0:12.08)	1:03.59 [1] (0:13.16)	0:50.43 [2] (0:12.79)	0:37.64 [2] (0:12.77)	0:24.87 [2] (0:12.42)	0:12.45 [1] (0:12.45)						
Average Speed [km/h]	55.9	67.4	59.8	55.2	57.1	57.4	58.2	57.8						
Top Speed [km/h]	70.6	70.6	63.0	55.8	58.7	59.7	58.9	58.9						
Avg. Dist. to Rail [m]	4.5	1.0	2.7	2.4	3.8	3.3	1.3	3.1						
Avg. Stride Freq. [Hz]	2.2	2.3	2.2	2.1	2.2	2.2	2.2	2.2						
Avg. Stride Length [m]	6.9	7.9	7.5	7.2	7.3	7.2	7.3	7.3						



- [ ] Ranking at each section and finish
- .-.- No data available at this section
- NA No data available



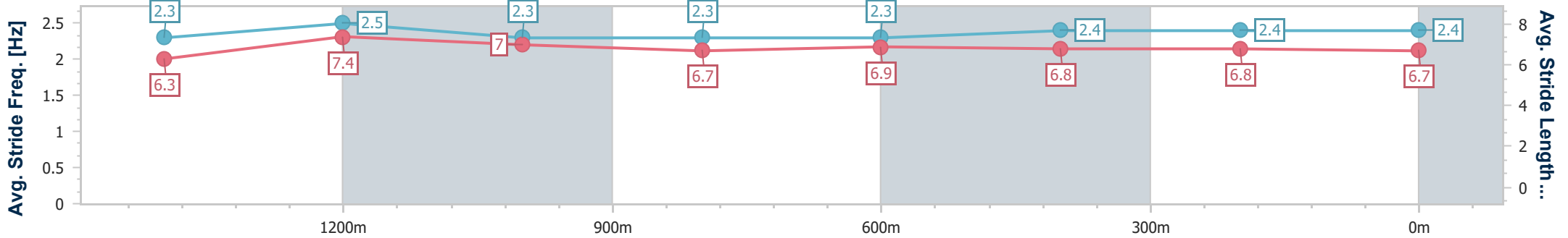
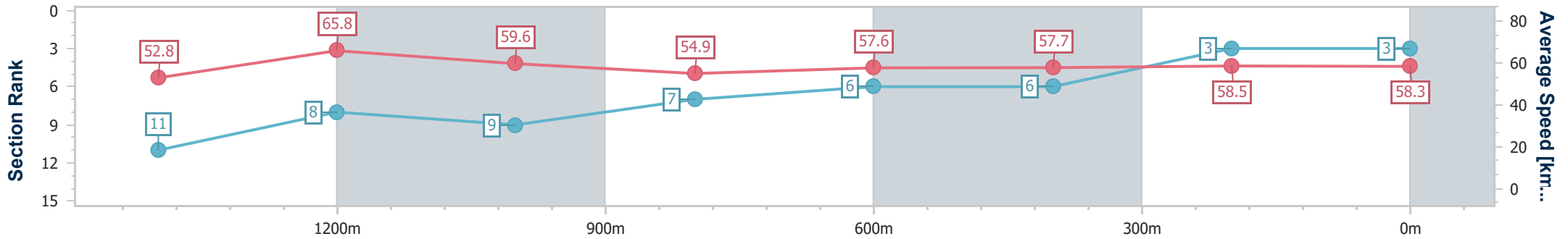
Horse/Jockey Name	Dreamseeker
Final Rank	3
Fastest Section Time (Section)	0:10.67 (1400m)
Top Speed [km/h] (Section)	71.4 (Overall)
Race State	Finished



Toowoomba QLD Professional  
 Race 4: MNP SECURITY BENCHMARK 62 Handicap - 1625m  
 04 February 2023 - 19:20  
 Track Rating: Good 4, Weather: Fine, Rail Position: True Entire Course



Section	Overall	1400m	1200m	1000m	800m	600m	400m	200m
Section Times	1:41.07 [3] (0:15.36)	1:25.71 [11] (0:10.67)	1:15.04 [8] (0:12.06)	1:02.98 [9] (0:13.16)	0:49.82 [7] (0:12.53)	0:37.29 [6] (0:12.62)	0:24.67 [6] (0:12.35)	0:12.32 [3] (0:12.32)
Average Speed [km/h]	52.8	65.8	59.6	54.9	57.6	57.7	58.5	58.3
Top Speed [km/h]	71.4	69.5	64.8	56.8	60.6	60.0	60.2	60.3
Avg. Dist. to Rail [m]	5.4	4.6	0.9	1.1	0.8	1.5	1.6	3.6
Avg. Stride Freq. [Hz]	2.3	2.5	2.3	2.3	2.3	2.4	2.4	2.4
Avg. Stride Length [m]	6.3	7.4	7.0	6.7	6.9	6.8	6.8	6.7



- [ ] Ranking at each section and finish
- .-.- No data available at this section
- NA No data available



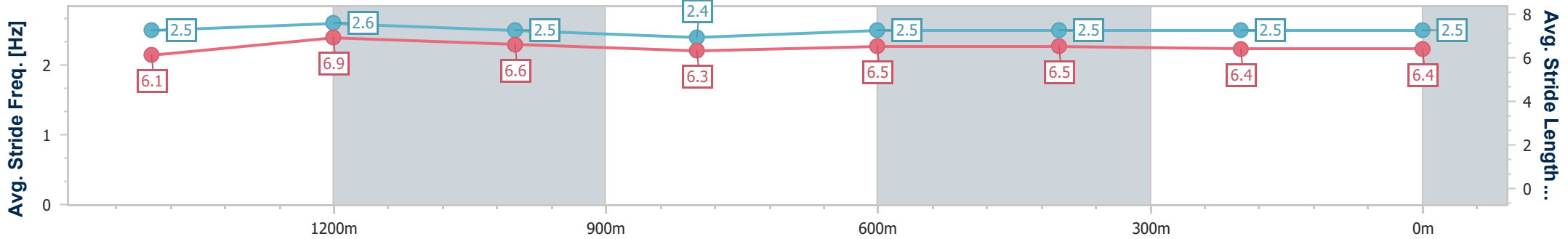
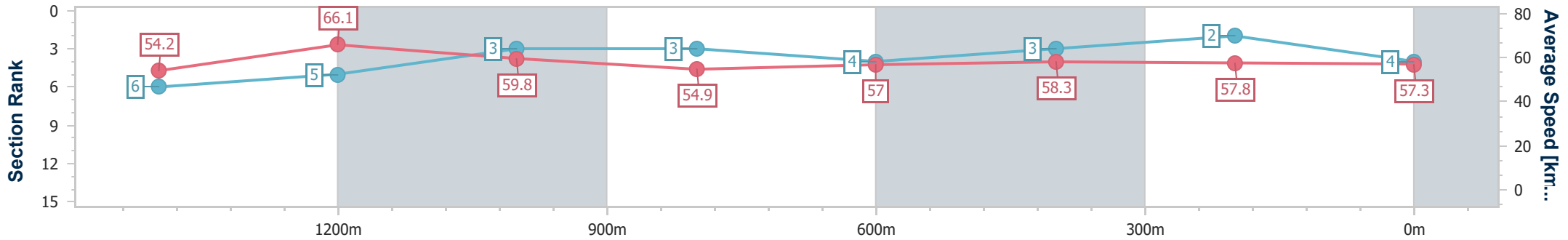
Horse/Jockey Name	Sly Corner
Final Rank	4
Fastest Section Time (Section)	0:10.69 (1400m)
Top Speed [km/h] (Section)	69.0 (1400m)
Race State	Finished



Toowoomba QLD Professional  
 Race 4: MNP SECURITY BENCHMARK 62 Handicap - 1625m  
 04 February 2023 - 19:20  
 Track Rating: Good 4, Weather: Fine, Rail Position: True Entire Course



Section	Overall	1400m	1200m	1000m	800m	600m	400m	200m						
Section Times	1:41.22 [4] (0:14.92)	1:26.30 [6] (0:10.69)	1:15.61 [5] (0:12.03)	1:03.58 [3] (0:13.14)	0:50.44 [3] (0:12.78)	0:37.66 [4] (0:12.52)	0:25.14 [3] (0:12.59)	0:12.55 [2] (0:12.55)						
Average Speed [km/h]	54.2	66.1	59.8	54.9	57.0	58.3	57.8	57.3						
Top Speed [km/h]	68.7	69.0	64.5	56.2	58.8	59.0	58.1	58.1						
Avg. Dist. to Rail [m]	3.5	3.3	1.7	1.0	3.5	2.5	2.5	2.3						
Avg. Stride Freq. [Hz]	2.5	2.6	2.5	2.4	2.5	2.5	2.5	2.5						
Avg. Stride Length [m]	6.1	6.9	6.6	6.3	6.5	6.5	6.4	6.4						



- [ ] Ranking at each section and finish
- .-.- No data available at this section
- NA No data available





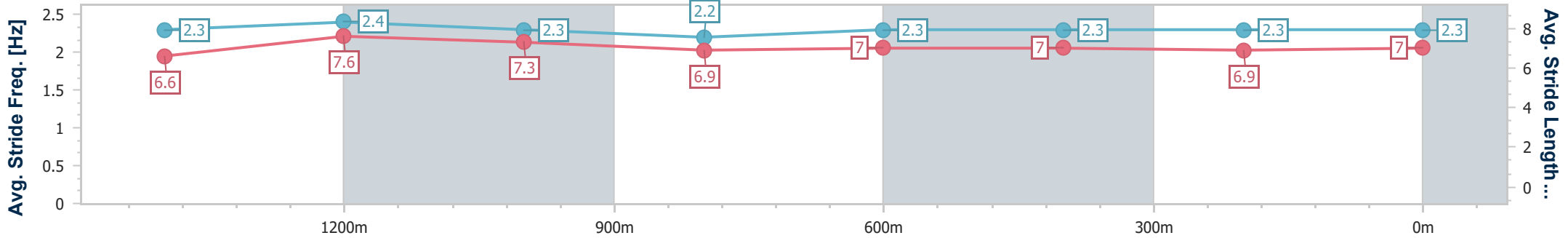
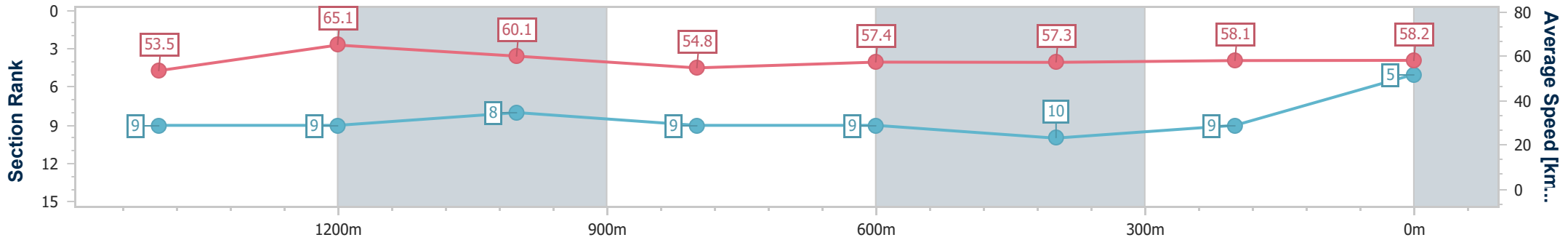
Horse/Jockey Name	Ah Well
Final Rank	5
Fastest Section Time (Section)	0:10.92 (1400m)
Top Speed [km/h] (Section)	68.0 (Overall)
Race State	Finished



Toowoomba QLD Professional  
 Race 4: MNP SECURITY BENCHMARK 62 Handicap - 1625m  
 04 February 2023 - 19:20  
 Track Rating: Good 4, Weather: Fine, Rail Position: True Entire Course



Section	Overall	1400m	1200m	1000m	800m	600m	400m	200m						
Section Times	1:41.54 [5] (0:15.16)	1:26.38 [9] (0:10.92)	1:15.46 [9] (0:11.97)	1:03.49 [8] (0:13.22)	0:50.27 [9] (0:12.76)	0:37.51 [9] (0:12.76)	0:24.75 [10] (0:12.42)	0:12.33 [9] (0:12.33)						
Average Speed [km/h]	53.5	65.1	60.1	54.8	57.4	57.3	58.1	58.2						
Top Speed [km/h]	68.0	67.4	63.8	56.7	60.5	60.5	58.9	59.0						
Avg. Dist. to Rail [m]	4.5	2.5	0.4	1.3	5.0	3.1	0.7	0.7						
Avg. Stride Freq. [Hz]	2.3	2.4	2.3	2.2	2.3	2.3	2.3	2.3						
Avg. Stride Length [m]	6.6	7.6	7.3	6.9	7.0	7.0	6.9	7.0						



- [ ] Ranking at each section and finish
- .-.- No data available at this section
- NA No data available



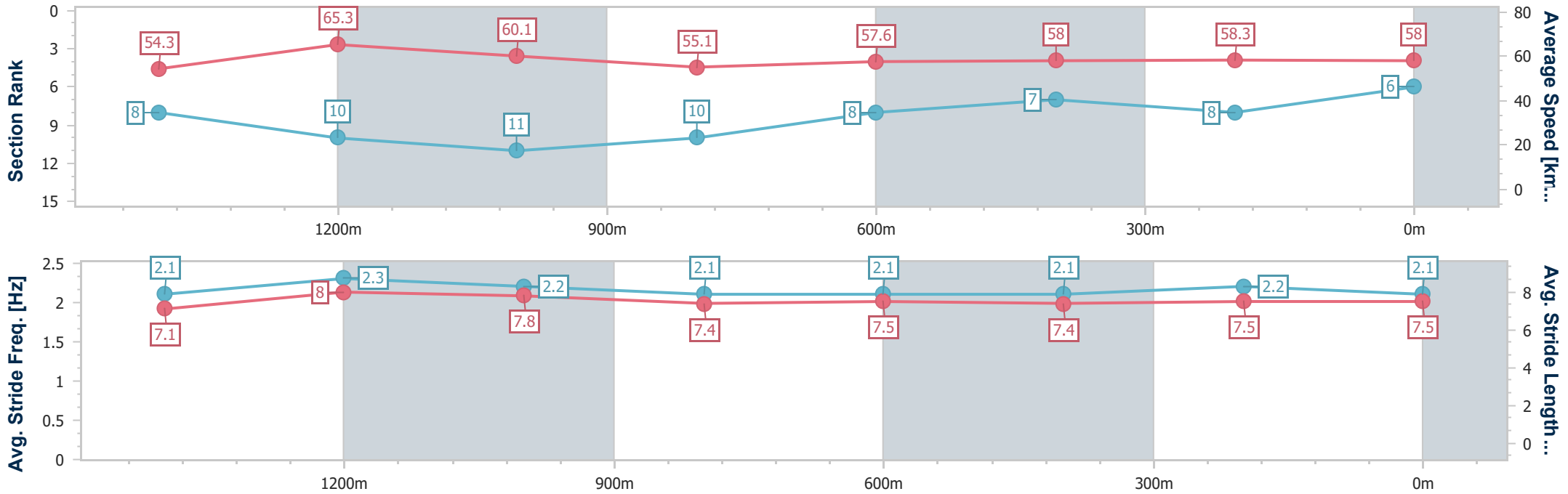
Horse/Jockey Name	Papadum
Final Rank	6
Fastest Section Time (Section)	0:11.11 (1400m)
Top Speed [km/h] (Section)	67.7 (Overall)
Race State	Finished



Toowoomba QLD Professional  
 Race 4: MNP SECURITY BENCHMARK 62 Handicap - 1625m  
 04 February 2023 - 19:20  
 Track Rating: Good 4, Weather: Fine, Rail Position: True Entire Course



Section	Overall	1400m	1200m	1000m	800m	600m	400m	200m						
Section Times	1:41.58 [6] (0:15.07)	1:26.51 [8] (0:11.11)	1:15.40 [10] (0:12.03)	1:03.37 [11] (0:13.14)	0:50.23 [10] (0:12.74)	0:37.49 [8] (0:12.68)	0:24.81 [7] (0:12.41)	0:12.40 [8] (0:12.40)						
Average Speed [km/h]	54.3	65.3	60.1	55.1	57.6	58.0	58.3	58.0						
Top Speed [km/h]	67.7	66.8	63.6	57.1	60.0	60.1	59.5	59.3						
Avg. Dist. to Rail [m]	7.9	1.5	2.9	2.4	4.9	4.6	1.6	2.5						
Avg. Stride Freq. [Hz]	2.1	2.3	2.2	2.1	2.1	2.1	2.2	2.1						
Avg. Stride Length [m]	7.1	8.0	7.8	7.4	7.5	7.4	7.5	7.5						



- [ ] Ranking at each section and finish
- .-.- No data available at this section
- NA No data available



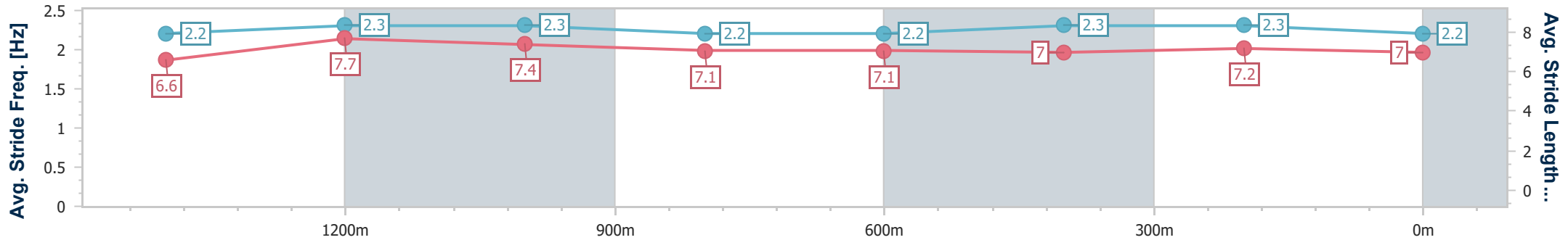
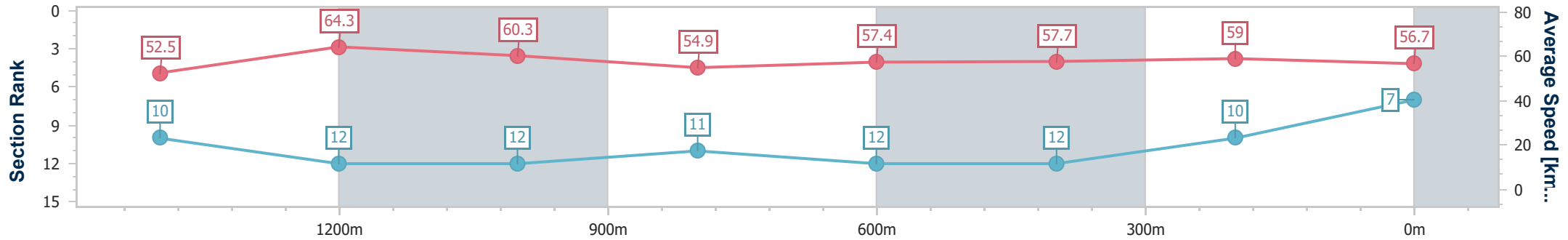
Horse/Jockey Name	Naval Strike
Final Rank	7
Fastest Section Time (Section)	0:11.02 (1400m)
Top Speed [km/h] (Section)	67.5 (Overall)
Race State	Finished



Toowoomba QLD Professional  
 Race 4: MNP SECURITY BENCHMARK 62 Handicap - 1625m  
 04 February 2023 - 19:20  
 Track Rating: Good 4, Weather: Fine, Rail Position: True Entire Course



Section	Overall	1400m	1200m	1000m	800m	600m	400m	200m
Section Times	1:42.07 [7] (0:15.32)	1:26.75 [10] (0:11.02)	1:15.73 [12] (0:11.95)	1:03.78 [12] (0:13.17)	0:50.61 [11] (0:12.80)	0:37.81 [12] (0:12.82)	0:24.99 [12] (0:12.33)	0:12.66 [10] (0:12.66)
Average Speed [km/h]	52.5	64.3	60.3	54.9	57.4	57.7	59.0	56.7
Top Speed [km/h]	67.5	66.5	63.0	56.6	58.8	59.3	59.8	59.7
Avg. Dist. to Rail [m]	3.4	2.8	0.8	1.1	6.0	5.4	2.1	2.8
Avg. Stride Freq. [Hz]	2.2	2.3	2.3	2.2	2.2	2.3	2.3	2.2
Avg. Stride Length [m]	6.6	7.7	7.4	7.1	7.1	7.0	7.2	7.0



- [ ] Ranking at each section and finish
- .-.- No data available at this section
- NA No data available



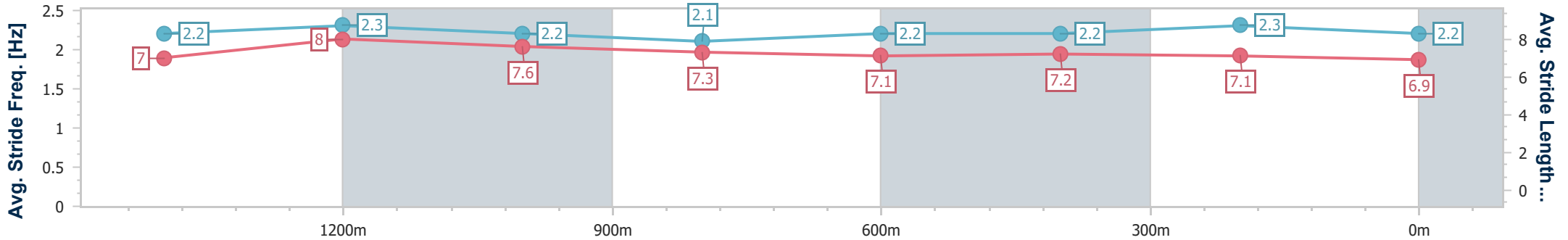
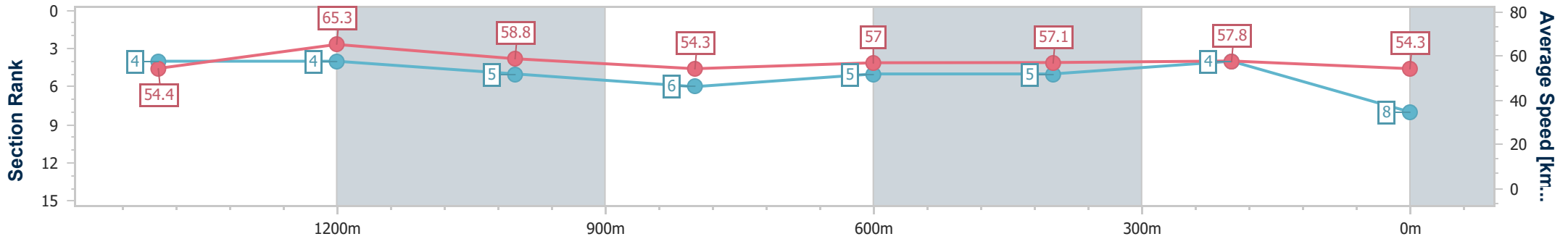
Horse/Jockey Name	Metaverse
Final Rank	8
Fastest Section Time (Section)	0:10.78 (1400m)
Top Speed [km/h] (Section)	67.8 (Overall)
Race State	Finished



Toowoomba QLD Professional  
 Race 4: MNP SECURITY BENCHMARK 62 Handicap - 1625m  
 04 February 2023 - 19:20  
 Track Rating: Good 4, Weather: Fine, Rail Position: True Entire Course



Section	Overall	1400m	1200m	1000m	800m	600m	400m	200m					
Section Times	1:42.14 [8] (0:14.87)	1:27.27 [4] (0:10.78)	1:16.49 [4] (0:12.21)	1:04.28 [5] (0:13.24)	0:51.04 [6] (0:12.71)	0:38.33 [5] (0:12.65)	0:25.68 [5] (0:12.43)	0:13.25 [4] (0:13.25)					
Average Speed [km/h]	54.4	65.3	58.8	54.3	57.0	57.1	57.8	54.3					
Top Speed [km/h]	67.8	67.4	62.7	56.2	60.0	59.4	58.7	56.4					
Avg. Dist. to Rail [m]	3.8	4.1	0.7	0.6	2.0	0.7	0.6	1.3					
Avg. Stride Freq. [Hz]	2.2	2.3	2.2	2.1	2.2	2.2	2.3	2.2					
Avg. Stride Length [m]	7.0	8.0	7.6	7.3	7.1	7.2	7.1	6.9					



- [ ] Ranking at each section and finish
- .-.- No data available at this section
- NA No data available



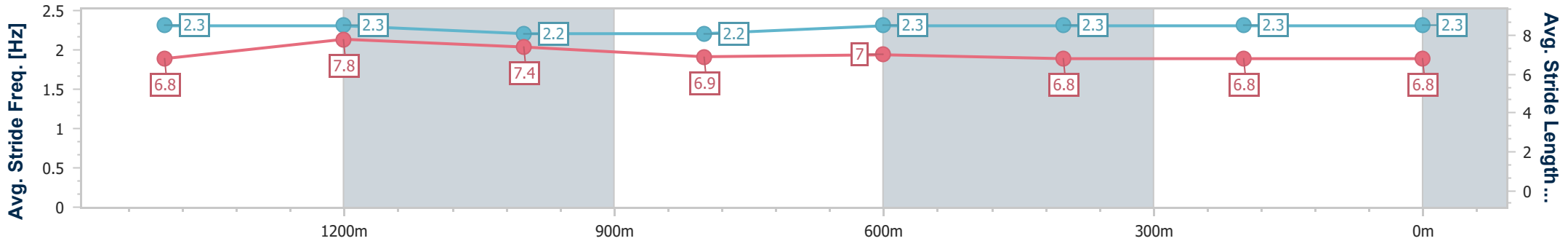
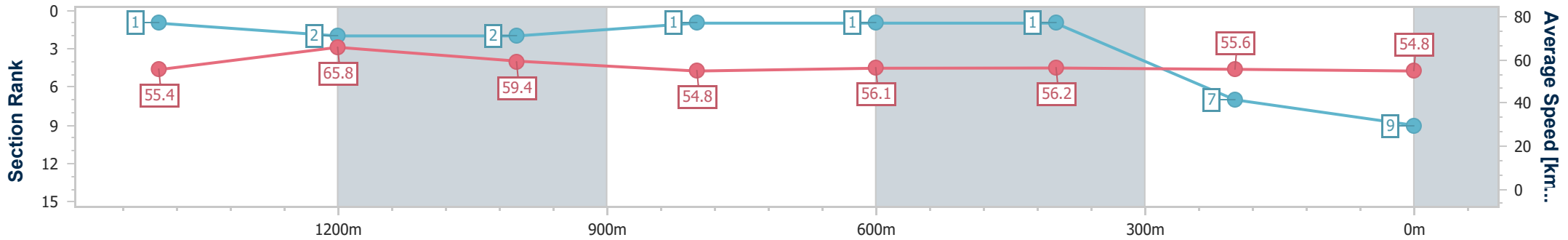
Horse/Jockey Name	Zouesay
Final Rank	9
Fastest Section Time (Section)	0:10.82 (1400m)
Top Speed [km/h] (Section)	69.7 (Overall)
Race State	Finished



Toowoomba QLD Professional  
 Race 4: MNP SECURITY BENCHMARK 62 Handicap - 1625m  
 04 February 2023 - 19:20  
 Track Rating: Good 4, Weather: Fine, Rail Position: True Entire Course



Section	Overall	1400m	1200m	1000m	800m	600m	400m	200m						
Section Times	1:42.20 [9] (0:14.55)	1:27.65 [1] (0:10.82)	1:16.83 [2] (0:12.12)	1:04.71 [2] (0:13.11)	0:51.60 [1] (0:12.77)	0:38.83 [1] (0:12.83)	0:26.00 [1] (0:12.92)	0:13.08 [7] (0:13.08)						
Average Speed [km/h]	55.4	65.8	59.4	54.8	56.1	56.2	55.6	54.8						
Top Speed [km/h]	69.7	68.2	62.5	55.8	57.4	58.6	56.2	55.9						
Avg. Dist. to Rail [m]	2.3	2.1	0.5	0.5	0.9	0.6	1.5	2.6						
Avg. Stride Freq. [Hz]	2.3	2.3	2.2	2.2	2.3	2.3	2.3	2.3						
Avg. Stride Length [m]	6.8	7.8	7.4	6.9	7.0	6.8	6.8	6.8						



- [ ] Ranking at each section and finish
- .-.- No data available at this section
- NA No data available



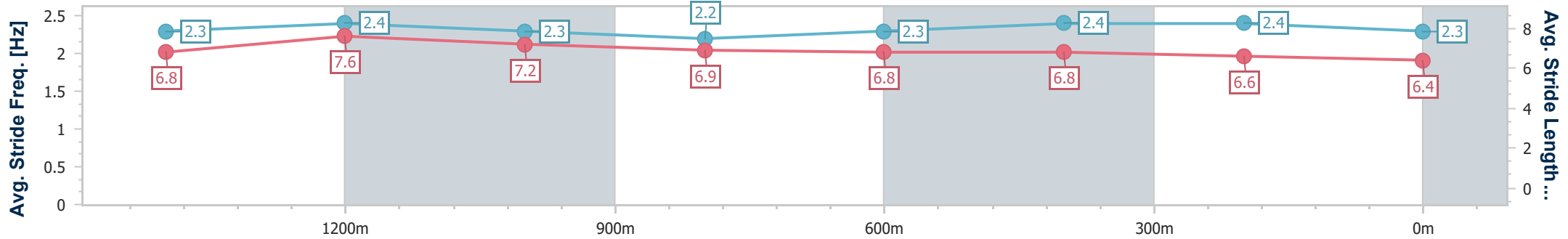
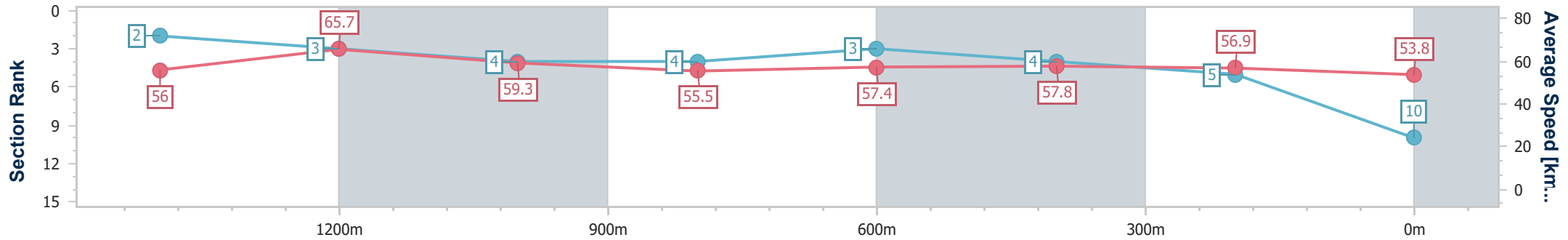
Horse/Jockey Name	Expensive To Keep
Final Rank	10
Fastest Section Time (Section)	0:11.02 (1400m)
Top Speed [km/h] (Section)	70.6 (Overall)
Race State	Finished



Toowoomba QLD Professional  
 Race 4: MNP SECURITY BENCHMARK 62 Handicap - 1625m  
 04 February 2023 - 19:20  
 Track Rating: Good 4, Weather: Fine, Rail Position: True Entire Course



Section	Overall	1400m	1200m	1000m	800m	600m	400m	200m
Section Times	1:42.29 [10] (0:14.54)	1:27.75 [2] (0:11.02)	1:16.73 [3] (0:12.18)	1:04.55 [4] (0:13.10)	0:51.45 [4] (0:12.67)	0:38.78 [3] (0:12.65)	0:26.13 [4] (0:12.79)	0:13.34 [5] (0:13.34)
Average Speed [km/h]	56.0	65.7	59.3	55.5	57.4	57.8	56.9	53.8
Top Speed [km/h]	70.6	68.7	61.9	56.7	59.8	59.4	57.9	55.8
Avg. Dist. to Rail [m]	4.3	1.5	2.2	2.9	3.0	2.7	3.4	3.9
Avg. Stride Freq. [Hz]	2.3	2.4	2.3	2.2	2.3	2.4	2.4	2.3
Avg. Stride Length [m]	6.8	7.6	7.2	6.9	6.8	6.8	6.6	6.4



- [ ] Ranking at each section and finish
- .-.- No data available at this section
- NA No data available



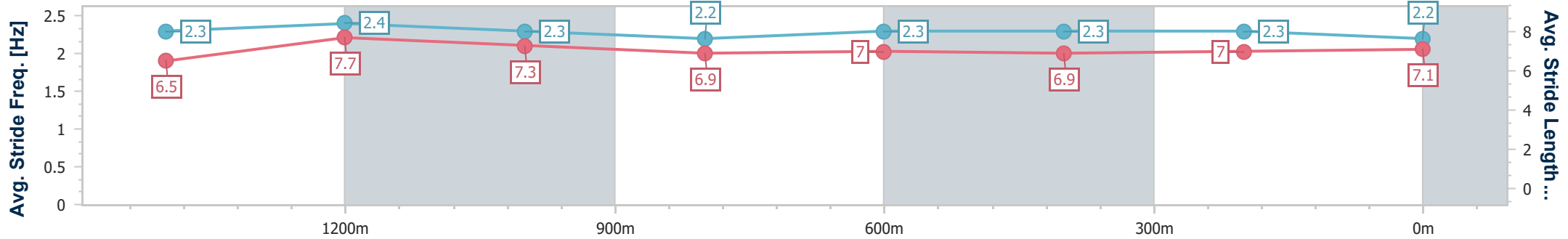
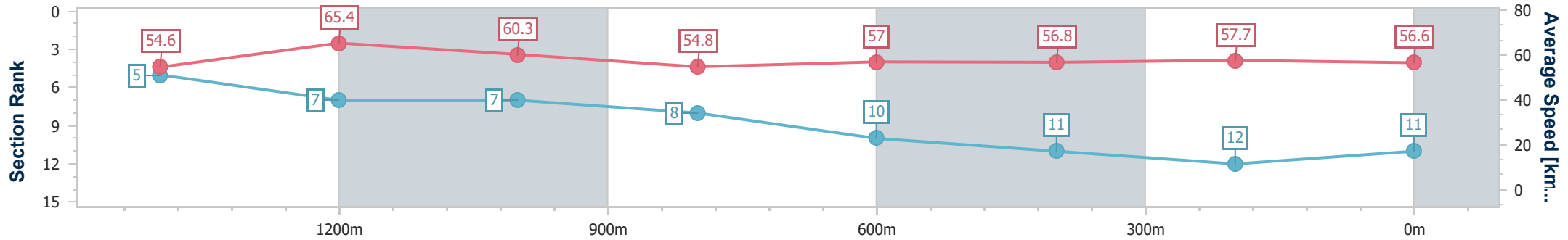
Horse/Jockey Name	Go Millo
Final Rank	11
Fastest Section Time (Section)	0:11.05 (1400m)
Top Speed [km/h] (Section)	67.2 (Overall)
Race State	Finished



Toowoomba QLD Professional  
 Race 4: MNP SECURITY BENCHMARK 62 Handicap - 1625m  
 04 February 2023 - 19:20  
 Track Rating: Good 4, Weather: Fine, Rail Position: True Entire Course



Section	Overall	1400m	1200m	1000m	800m	600m	400m	200m					
Section Times	1:42.39 [11] (0:14.92)	1:27.47 [5] (0:11.05)	1:16.42 [7] (0:11.97)	1:04.45 [7] (0:13.32)	0:51.13 [8] (0:12.86)	0:38.27 [10] (0:12.94)	0:25.33 [11] (0:12.64)	0:12.69 [12] (0:12.69)					
Average Speed [km/h]	54.6	65.4	60.3	54.8	57.0	56.8	57.7	56.6					
Top Speed [km/h]	67.2	67.0	64.9	56.4	58.7	60.0	58.6	58.3					
Avg. Dist. to Rail [m]	5.7	0.8	3.4	3.6	4.9	4.4	2.8	0.3					
Avg. Stride Freq. [Hz]	2.3	2.4	2.3	2.2	2.3	2.3	2.3	2.2					
Avg. Stride Length [m]	6.5	7.7	7.3	6.9	7.0	6.9	7.0	7.1					



- [ ] Ranking at each section and finish
- .-.- No data available at this section
- NA No data available



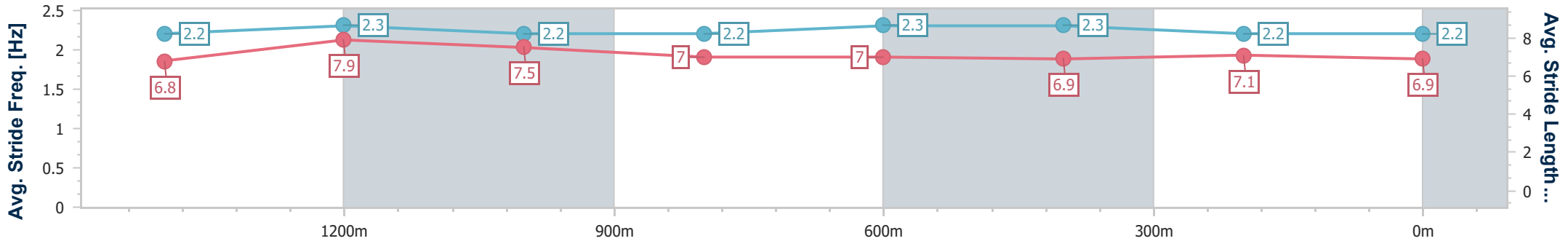
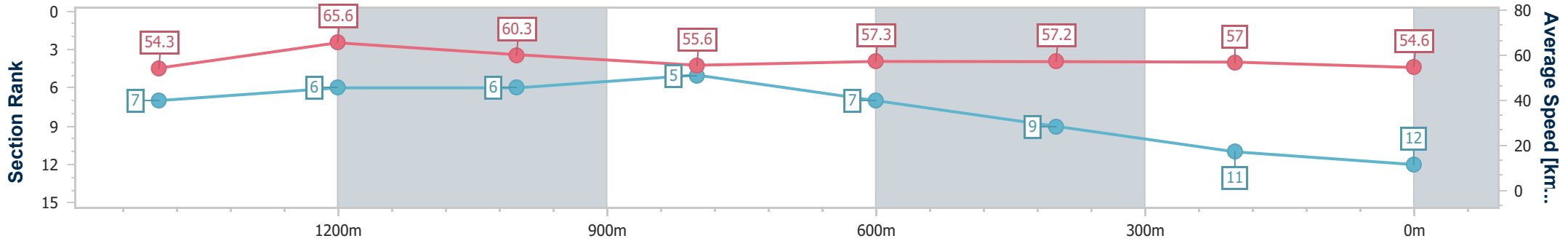
Horse/Jockey Name	Buddy's Tale
Final Rank	12
Fastest Section Time (Section)	0:10.93 (1400m)
Top Speed [km/h] (Section)	67.0 (Overall)
Race State	Finished



Toowoomba QLD Professional  
 Race 4: MNP SECURITY BENCHMARK 62 Handicap - 1625m  
 04 February 2023 - 19:20  
 Track Rating: Good 4, Weather: Fine, Rail Position: True Entire Course



Section	Overall	1400m	1200m	1000m	800m	600m	400m	200m						
Section Times	1:42.66 [12] (0:14.92)	1:27.74 [7] (0:10.93)	1:16.81 [6] (0:11.97)	1:04.84 [6] (0:13.11)	0:51.73 [5] (0:12.86)	0:38.87 [7] (0:12.95)	0:25.92 [9] (0:12.75)	0:13.17 [11] (0:13.17)						
Average Speed [km/h]	54.3	65.6	60.3	55.6	57.3	57.2	57.0	54.6						
Top Speed [km/h]	67.0	66.6	63.7	57.0	59.4	58.7	57.7	55.9						
Avg. Dist. to Rail [m]	3.9	0.8	1.9	3.3	6.2	5.3	2.1	2.7						
Avg. Stride Freq. [Hz]	2.2	2.3	2.2	2.2	2.3	2.3	2.2	2.2						
Avg. Stride Length [m]	6.8	7.9	7.5	7.0	7.0	6.9	7.1	6.9						



- [ ] Ranking at each section and finish
- .-.- No data available at this section
- NA No data available