



# Eagle Farm QLD Professional

## Race 8: MOUNT FRANKLIN OPEN Handicap - 1800m

04 February 2023 - 17:12



BRISBANE  
RACING CLUB

Track Rating: Good 4, Weather: Fine, Rail Position: True Entire Course

Section														
Field Times														
	Overall	1600m	1400m	1200m	1000m	800m	600m	Last 600m						
	1:50.60 (0:14.46)	1:36.14 (0:12.03)	1:24.11 (0:12.40)	1:11.71 (0:12.29)	0:59.42 (0:12.51)	0:46.91 (0:11.82)	0:35.09 (0:11.58)	0:35.09						
Rank	TAB	Horse/Jockey	Barrier	Top Speed [km/h]	Fastest Section								Distance Travelled [m]	
1	2	MOHICAN HEIGHTS Brodie Loy	6	66.2 400m	0:11.17 400m	1:50.60 [1] (0:14.94)	1:35.66 [5] (0:12.03)	1:23.63 [5] (0:12.40)	1:11.23 [5] (0:12.31)	0:58.92 [5] (0:12.49)	0:46.43 [5] (0:11.84)	0:34.59 [5] (0:11.45)	0:34.59	
2	4	POINT COUNTERPOINT Jaden Lloyd	4	64.5 400m	0:11.36 400m	1:50.75 [2] (0:14.99)	1:35.76 [6] (0:12.09)	1:23.67 [6] (0:12.35)	1:11.32 [6] (0:12.34)	0:58.98 [6] (0:12.49)	0:46.49 [6] (0:11.79)	0:34.70 [7] (0:11.47)	0:34.70	+5
3	7	INDIAN DREAMER Andrew Mallyon	10	65.2 400m	0:11.20 400m	1:50.83 [3] (0:15.48)	1:35.35 [10] (0:12.23)	1:23.12 [10] (0:12.25)	1:10.87 [10] (0:12.37)	0:58.50 [10] (0:12.37)	0:46.13 [10] (0:11.58)	0:34.55 [9] (0:11.37)	0:34.55	+9
4	10	TREVELYAN Melea Castle	8	64.7 400m	0:11.43 400m	1:51.02 [4] (0:15.38)	1:35.64 [9] (0:12.16)	1:23.48 [9] (0:12.26)	1:11.22 [9] (0:12.32)	0:58.90 [9] (0:12.43)	0:46.47 [9] (0:11.73)	0:34.74 [10] (0:11.58)	0:34.74	+9
5	8	SAGACIOUS Jim Byrne	1	63.9 400m	0:11.46 400m	1:51.02 [5] (0:14.46)	1:36.56 [1] (0:12.03)	1:24.53 [1] (0:12.40)	1:12.13 [1] (0:12.29)	0:59.84 [1] (0:12.51)	0:47.33 [1] (0:11.84)	0:35.49 [1] (0:11.56)	0:35.49	+2
6	11	SCARLET TUFTY Ben Thompson	3	62.3 Overall	0:11.65 600m	1:51.18 [6] (0:14.50)	1:36.68 [2] (0:12.08)	1:24.60 [2] (0:12.39)	1:12.21 [3] (0:12.32)	0:59.89 [3] (0:12.43)	0:47.46 [2] (0:11.79)	0:35.67 [2] (0:11.65)	0:35.67	+4
7	6	MUBARIZ Samantha Collett	9	63.8 400m	0:11.46 600m	1:51.26 [7] (0:15.06)	1:36.20 [7] (0:12.01)	1:24.19 [7] (0:12.35)	1:11.84 [7] (0:12.36)	0:59.48 [7] (0:12.47)	0:47.01 [7] (0:11.69)	0:35.32 [6] (0:11.46)	0:35.32	+9
8	1	BARADE Ryan Maloney	7	63.7 600m	0:11.48 600m	1:51.53 [8] (0:15.23)	1:36.30 [8] (0:12.16)	1:24.14 [8] (0:12.34)	1:11.80 [8] (0:12.33)	0:59.47 [8] (0:12.43)	0:47.04 [8] (0:11.75)	0:35.29 [8] (0:11.48)	0:35.29	+6
9	3	PANCHO Nikita Beriman	2	62.9 600m	0:11.65 400m	1:51.57 [9] (0:14.58)	1:36.99 [3] (0:12.10)	1:24.89 [3] (0:12.46)	1:12.43 [4] (0:12.28)	1:00.15 [4] (0:12.46)	0:47.69 [4] (0:11.85)	0:35.84 [4] (0:11.66)	0:35.84	+9
10	9	SOUTHERN ROCK Taylor Marshall	11	63.7 800m	0:11.82 600m	1:53.35 [10] (0:14.73)	1:38.62 [4] (0:12.11)	1:26.51 [4] (0:12.15)	1:14.36 [2] (0:12.34)	1:02.02 [2] (0:12.55)	0:49.47 [3] (0:11.88)	0:37.59 [3] (0:11.82)	0:37.59	+8

Scratched: She's The Gift (#5)

[ ] Ranking at each section and finish  
 -:-:- No data available at this section  
 NA No data available

SCN Saddle cloth number  
 DNF Did not finish  
 DNT Did not track



# Eagle Farm QLD Professional

## Race 8: MOUNT FRANKLIN OPEN Handicap - 1800m

04 February 2023 - 17:12



BRISBANE  
RACING CLUB

Track Rating: Good 4, Weather: Fine, Rail Position: True Entire Course

Section				400m	200m			Last 600m		
Field Times				0:23.51 (0:11.46)	0:12.05 (0:12.05)			0:35.09		
Rank	TAB	Horse/Jockey	Barrier	Top Speed [km/h]	Fastest Section	Margin			Distance Travelled [m]	
1	2	<b>MOHICAN HEIGHTS</b> Brodie Loy	6	66.2 400m	0:11.17 400m	0:23.14 [3] (0:11.17)	0:11.97 [1] (0:11.97)	1:50.60	0:34.59	
2	4	<b>POINT COUNTERPOINT</b> Jaden Lloyd	4	64.5 400m	0:11.36 400m	0:23.23 [6] (0:11.36)	0:11.87 [4] (0:11.87)	0.92L	0:34.70	+5
3	7	<b>INDIAN DREAMER</b> Andrew Mallyon	10	65.2 400m	0:11.20 400m	0:23.18 [8] (0:11.20)	0:11.98 [3] (0:11.98)	1.4L	0:34.55	+9
4	10	<b>TREVELYAN</b> Melea Castle	8	64.7 400m	0:11.43 400m	0:23.16 [10] (0:11.43)	0:11.73 [8] (0:11.73)	2.5L	0:34.74	+9
5	8	<b>SAGACIOUS</b> Jim Byrne	1	63.9 400m	0:11.46 400m	0:23.93 [1] (0:11.46)	0:12.47 [2] (0:12.47)	2.52L	0:35.49	+2
6	11	<b>SCARLET TUFTY</b> Ben Thompson	3	62.3 Overall	0:11.65 600m	0:24.02 [2] (0:11.74)	0:12.28 [6] (0:12.28)	3.45L	0:35.67	+4
7	6	<b>MUBARIZ</b> Samantha Collett	9	63.8 400m	0:11.46 600m	0:23.86 [4] (0:11.49)	0:12.37 [5] (0:12.37)	3.91L	0:35.32	+9
8	1	<b>BARADE</b> Ryan Maloney	7	63.7 600m	0:11.48 600m	0:23.81 [9] (0:11.56)	0:12.25 [9] (0:12.25)	5.47L	0:35.29	+6
9	3	<b>PANCHO</b> Nikita Beriman	2	62.9 600m	0:11.65 400m	0:24.18 [5] (0:11.65)	0:12.53 [7] (0:12.53)	5.73L	0:35.84	+9
10	9	<b>SOUTHERN ROCK</b> Taylor Marshall	11	63.7 800m	0:11.82 600m	0:25.77 [7] (0:12.15)	0:13.62 [10] (0:13.62)	16.2L	0:37.59	+8

Scratched: She's The Gift (#5)

Report Created: Sat 4 February 2023 19:13 GMT+1 (Note: Timing is based on position data)

Page 2/12

[ ] Ranking at each section and finish  
 -:-:- No data available at this section  
 NA No data available

SCN Saddle cloth number  
 DNF Did not finish  
 DNT Did not track

data processed by  TRIPLESDATA



Horse/Jockey Name	Mohican Heights
Final Rank	1
Fastest Section Time (Section)	0:11.17 (400m)
Top Speed [km/h] (Section)	66.2 (400m)
Race State	Finished



Eagle Farm QLD Professional

Race 8: MOUNT FRANKLIN OPEN Handicap - 1800m

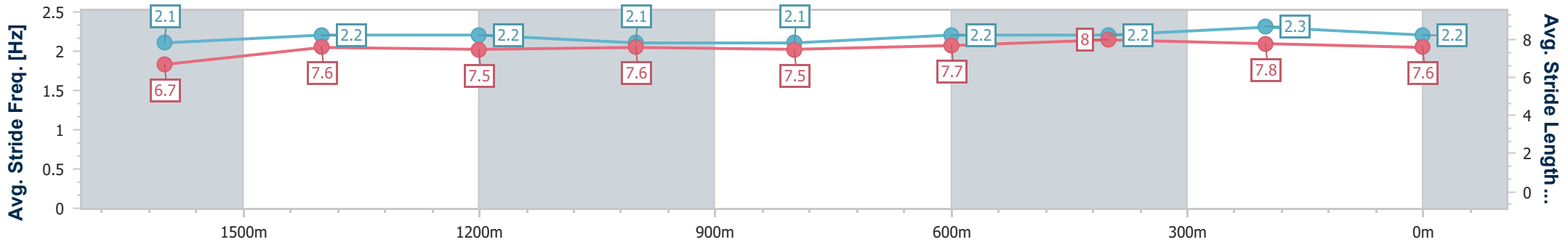
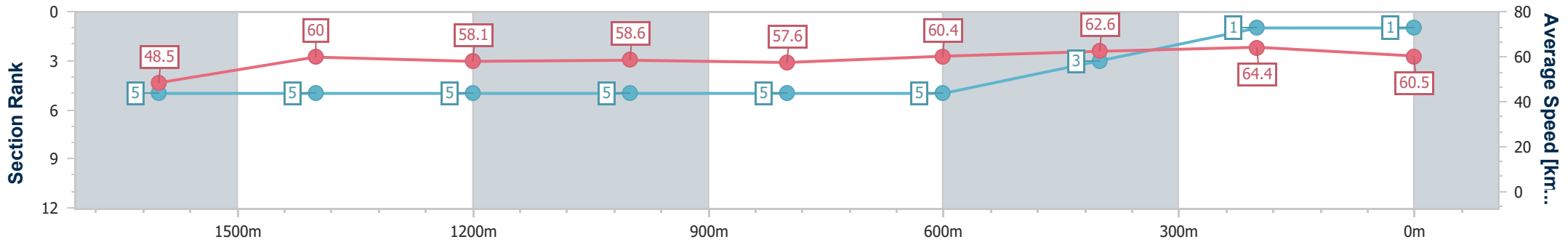
04 February 2023 - 17:12

Track Rating: Good 4, Weather: Fine, Rail Position: True Entire Course



BRISBANE RACING CLUB

Section	Overall	1600m	1400m	1200m	1000m	800m	600m	400m	200m
Section Times	1:50.60 [1] (0:14.94)	1:35.66 [5] (0:12.03)	1:23.63 [5] (0:12.40)	1:11.23 [5] (0:12.31)	0:58.92 [5] (0:12.49)	0:46.43 [5] (0:11.84)	0:34.59 [5] (0:11.45)	0:23.14 [3] (0:11.17)	0:11.97 [1] (0:11.97)
Average Speed [km/h]	48.5	60.0	58.1	58.6	57.6	60.4	62.6	64.4	60.5
Top Speed [km/h]	62.1	60.5	59.6	59.5	58.9	62.0	63.6	66.2	63.2
Avg. Dist. to Rail [m]	4.0	0.8	0.8	1.3	0.2	1.1	1.2	3.7	3.0
Avg. Stride Freq. [Hz]	2.1	2.2	2.2	2.1	2.1	2.2	2.2	2.3	2.2
Avg. Stride Length [m]	6.7	7.6	7.5	7.6	7.5	7.7	8.0	7.8	7.6



- [ ] Ranking at each section and finish
- .-.- No data available at this section
- NA No data available



Horse/Jockey Name	Point Counterpoint
Final Rank	2
Fastest Section Time (Section)	0:11.36 (400m)
Top Speed [km/h] (Section)	64.5 (400m)
Race State	Finished



### Eagle Farm QLD Professional

Race 8: MOUNT FRANKLIN OPEN Handicap - 1800m

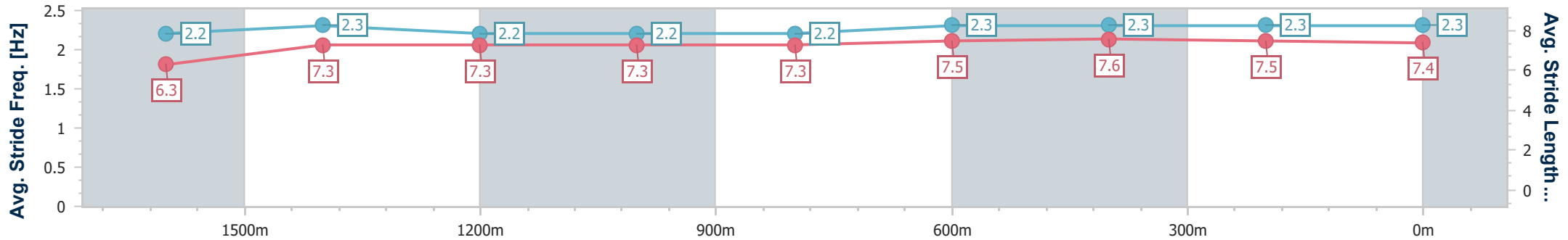
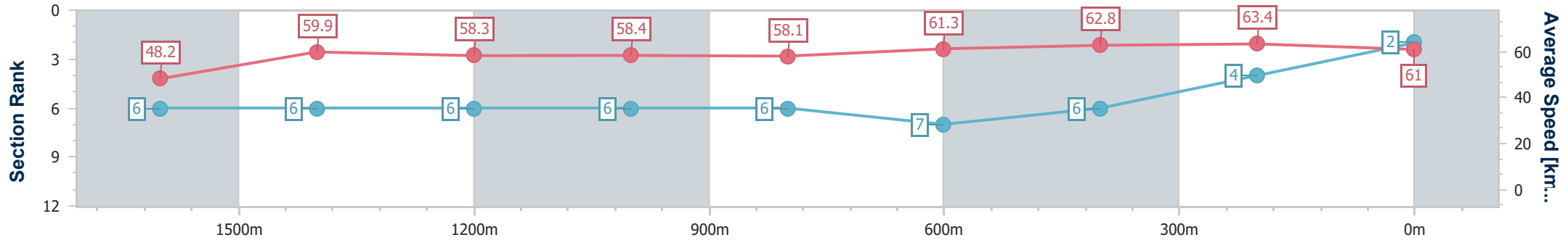
04 February 2023 - 17:12

Track Rating: Good 4, Weather: Fine, Rail Position: True Entire Course



BRISBANE RACING CLUB

Section	Overall	1600m	1400m	1200m	1000m	800m	600m	400m	200m
Section Times	1:50.75 [2] (0:14.99)	1:35.76 [6] (0:12.09)	1:23.67 [6] (0:12.35)	1:11.32 [6] (0:12.34)	0:58.98 [6] (0:12.49)	0:46.49 [6] (0:11.79)	0:34.70 [7] (0:11.47)	0:23.23 [6] (0:11.36)	0:11.87 [4] (0:11.87)
Average Speed [km/h]	48.2	59.9	58.3	58.4	58.1	61.3	62.8	63.4	61.0
Top Speed [km/h]	60.0	61.5	61.4	59.1	59.4	62.9	63.3	64.5	63.0
Avg. Dist. to Rail [m]	3.8	1.4	2.0	1.8	1.5	0.8	0.4	3.0	2.9
Avg. Stride Freq. [Hz]	2.2	2.3	2.2	2.2	2.2	2.3	2.3	2.3	2.3
Avg. Stride Length [m]	6.3	7.3	7.3	7.3	7.3	7.5	7.6	7.5	7.4



- [ ] Ranking at each section and finish
- .-.- No data available at this section
- NA No data available



Horse/Jockey Name	Indian Dreamer
Final Rank	3
Fastest Section Time (Section)	0:11.20 (400m)
Top Speed [km/h] (Section)	65.2 (400m)
Race State	Finished



Eagle Farm QLD Professional

Race 8: MOUNT FRANKLIN OPEN Handicap - 1800m

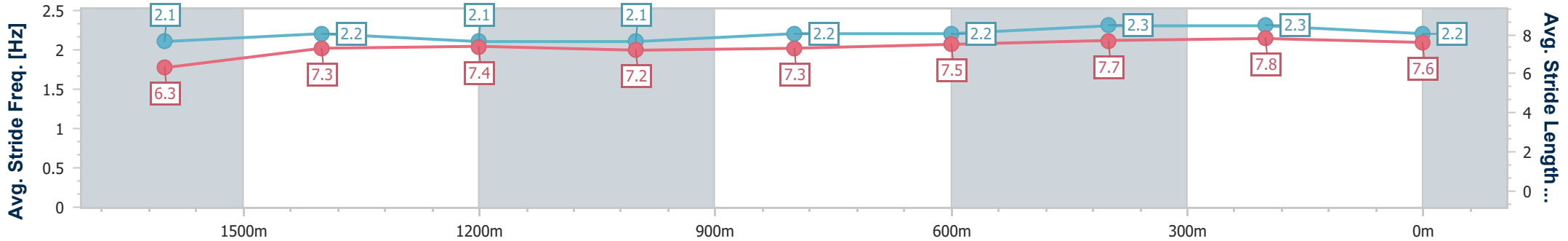
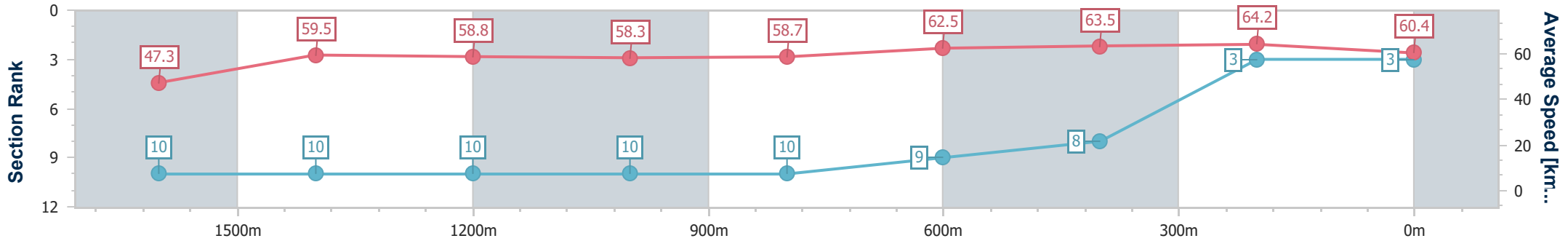
04 February 2023 - 17:12

Track Rating: Good 4, Weather: Fine, Rail Position: True Entire Course



BRISBANE RACING CLUB

Section	Overall	1600m	1400m	1200m	1000m	800m	600m	400m	200m				
Section Times	1:50.83 [3] (0:15.48)	1:35.35 [10] (0:12.23)	1:23.12 [10] (0:12.25)	1:10.87 [10] (0:12.37)	0:58.50 [10] (0:12.37)	0:46.13 [10] (0:11.58)	0:34.55 [9] (0:11.37)	0:23.18 [8] (0:11.20)	0:11.98 [3] (0:11.98)				
Average Speed [km/h]	47.3	59.5	58.8	58.3	58.7	62.5	63.5	64.2	60.4				
Top Speed [km/h]	59.3	61.3	62.1	59.6	60.8	63.6	63.8	65.2	63.5				
Avg. Dist. to Rail [m]	7.3	2.4	2.0	2.3	1.9	0.8	0.4	2.3	1.1				
Avg. Stride Freq. [Hz]	2.1	2.2	2.1	2.1	2.2	2.2	2.3	2.3	2.2				
Avg. Stride Length [m]	6.3	7.3	7.4	7.2	7.3	7.5	7.7	7.8	7.6				



- [ ] Ranking at each section and finish
- .-.-.- No data available at this section
- NA No data available



Horse/Jockey Name	Trevelyan
Final Rank	4
Fastest Section Time (Section)	0:11.43 (400m)
Top Speed [km/h] (Section)	64.7 (400m)
Race State	Finished



Eagle Farm QLD Professional

Race 8: MOUNT FRANKLIN OPEN Handicap - 1800m

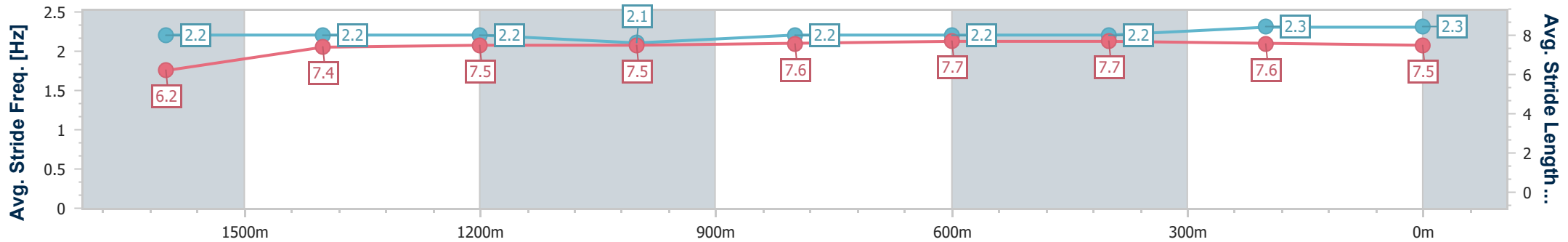
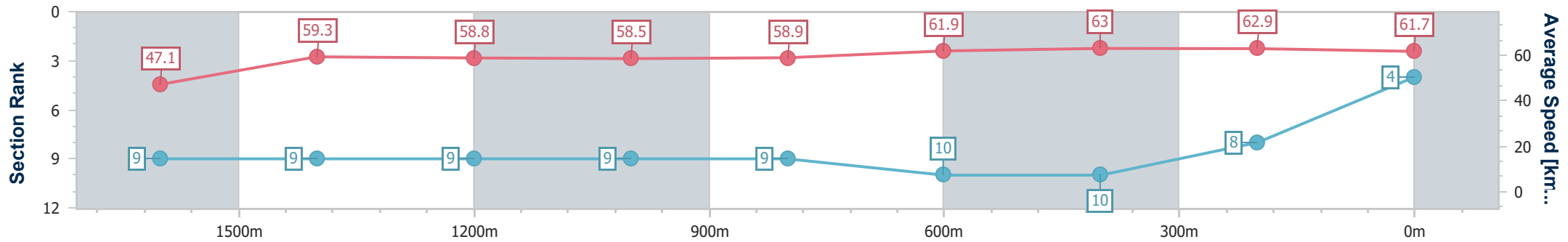
04 February 2023 - 17:12

Track Rating: Good 4, Weather: Fine, Rail Position: True Entire Course



BRISBANE RACING CLUB

Section	Overall	1600m	1400m	1200m	1000m	800m	600m	400m	200m
Section Times	1:51.02 [4] (0:15.38)	1:35.64 [9] (0:12.16)	1:23.48 [9] (0:12.26)	1:11.22 [9] (0:12.32)	0:58.90 [9] (0:12.43)	0:46.47 [9] (0:11.73)	0:34.74 [10] (0:11.58)	0:23.16 [10] (0:11.43)	0:11.73 [8] (0:11.73)
Average Speed [km/h]	47.1	59.3	58.8	58.5	58.9	61.9	63.0	62.9	61.7
Top Speed [km/h]	60.0	61.5	62.2	59.8	60.5	63.1	63.8	64.7	62.7
Avg. Dist. to Rail [m]	5.3	0.7	1.7	2.9	2.9	1.9	2.6	9.9	9.7
Avg. Stride Freq. [Hz]	2.2	2.2	2.2	2.1	2.2	2.2	2.2	2.3	2.3
Avg. Stride Length [m]	6.2	7.4	7.5	7.5	7.6	7.7	7.7	7.6	7.5



- [ ] Ranking at each section and finish
- .-.- No data available at this section
- NA No data available



Horse/Jockey Name	Sagacious
Final Rank	5
Fastest Section Time (Section)	0:11.46 (400m)
Top Speed [km/h] (Section)	63.9 (400m)
Race State	Finished



### Eagle Farm QLD Professional

Race 8: MOUNT FRANKLIN OPEN Handicap - 1800m

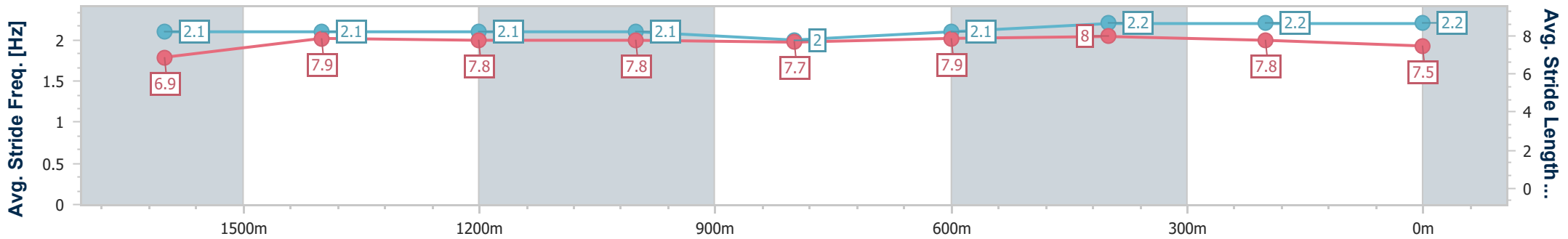
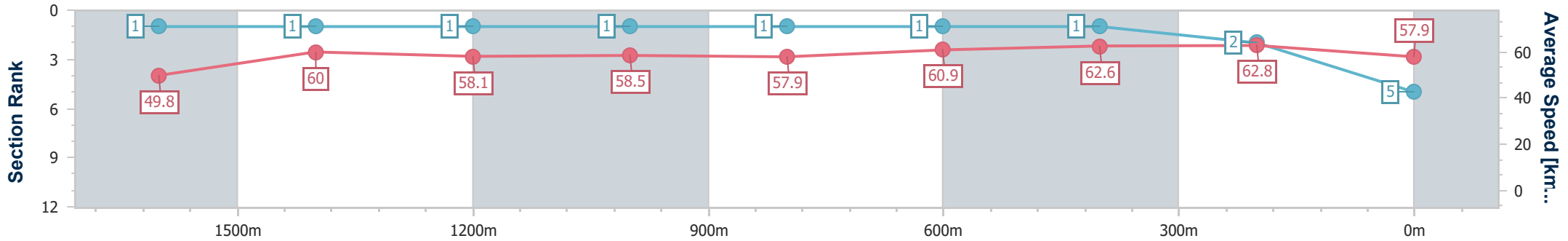
04 February 2023 - 17:12

Track Rating: Good 4, Weather: Fine, Rail Position: True Entire Course



BRISBANE RACING CLUB

Section	Overall	1600m	1400m	1200m	1000m	800m	600m	400m	200m
Section Times	1:51.02 [5] (0:14.46)	1:36.56 [1] (0:12.03)	1:24.53 [1] (0:12.40)	1:12.13 [1] (0:12.29)	0:59.84 [1] (0:12.51)	0:47.33 [1] (0:11.84)	0:35.49 [1] (0:11.56)	0:23.93 [1] (0:11.46)	0:12.47 [2] (0:12.47)
Average Speed [km/h]	49.8	60.0	58.1	58.5	57.9	60.9	62.6	62.8	57.9
Top Speed [km/h]	60.5	60.5	60.3	59.2	58.4	62.6	63.4	63.9	61.2
Avg. Dist. to Rail [m]	2.3	0.4	0.3	0.7	0.6	0.6	0.8	3.9	2.7
Avg. Stride Freq. [Hz]	2.1	2.1	2.1	2.1	2.0	2.1	2.2	2.2	2.2
Avg. Stride Length [m]	6.9	7.9	7.8	7.8	7.7	7.9	8.0	7.8	7.5



- [ ] Ranking at each section and finish
- .-.- No data available at this section
- NA No data available



Horse/Jockey Name	Scarlet Tufty
Final Rank	6
Fastest Section Time (Section)	0:11.65 (600m)
Top Speed [km/h] (Section)	62.3 (Overall)
Race State	Finished



Eagle Farm QLD Professional

Race 8: MOUNT FRANKLIN OPEN Handicap - 1800m

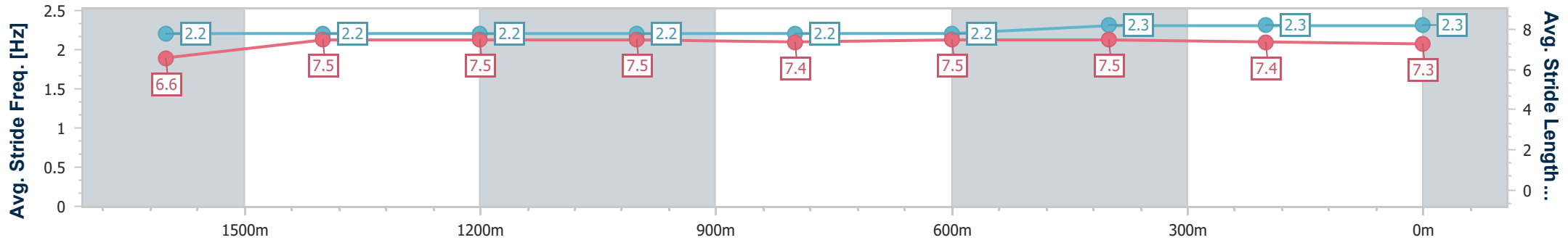
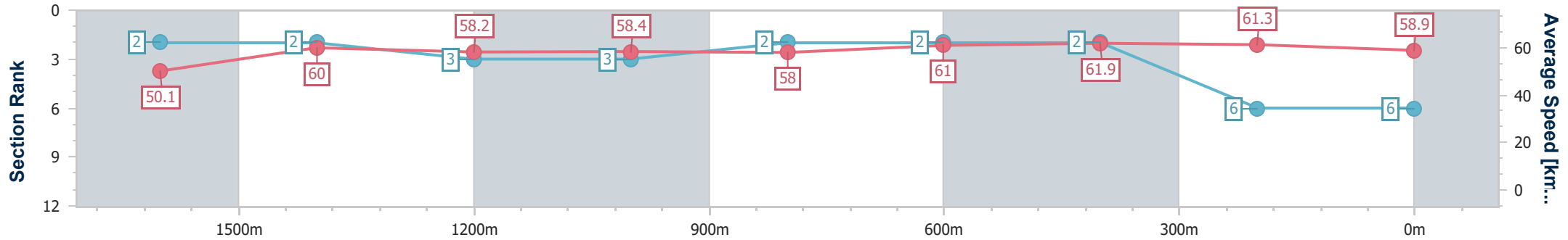
04 February 2023 - 17:12

Track Rating: Good 4, Weather: Fine, Rail Position: True Entire Course



BRISBANE RACING CLUB

Section	Overall	1600m	1400m	1200m	1000m	800m	600m	400m	200m
Section Times	1:51.18 [6] (0:14.50)	1:36.68 [2] (0:12.08)	1:24.60 [2] (0:12.39)	1:12.21 [3] (0:12.32)	0:59.89 [3] (0:12.43)	0:47.46 [2] (0:11.79)	0:35.67 [2] (0:11.65)	0:24.02 [2] (0:11.74)	0:12.28 [6] (0:12.28)
Average Speed [km/h]	50.1	60.0	58.2	58.4	58.0	61.0	61.9	61.3	58.9
Top Speed [km/h]	62.3	61.5	58.8	59.1	59.5	61.7	62.3	62.2	60.2
Avg. Dist. to Rail [m]	4.0	1.9	1.3	1.5	0.2	0.3	0.7	5.8	4.6
Avg. Stride Freq. [Hz]	2.2	2.2	2.2	2.2	2.2	2.2	2.3	2.3	2.3
Avg. Stride Length [m]	6.6	7.5	7.5	7.5	7.4	7.5	7.5	7.4	7.3



- [ ] Ranking at each section and finish
- .-.-.- No data available at this section
- NA No data available





Horse/Jockey Name	Mubariz
Final Rank	7
Fastest Section Time (Section)	0:11.46 (600m)
Top Speed [km/h] (Section)	63.8 (400m)
Race State	Finished



### Eagle Farm QLD Professional

Race 8: MOUNT FRANKLIN OPEN Handicap - 1800m

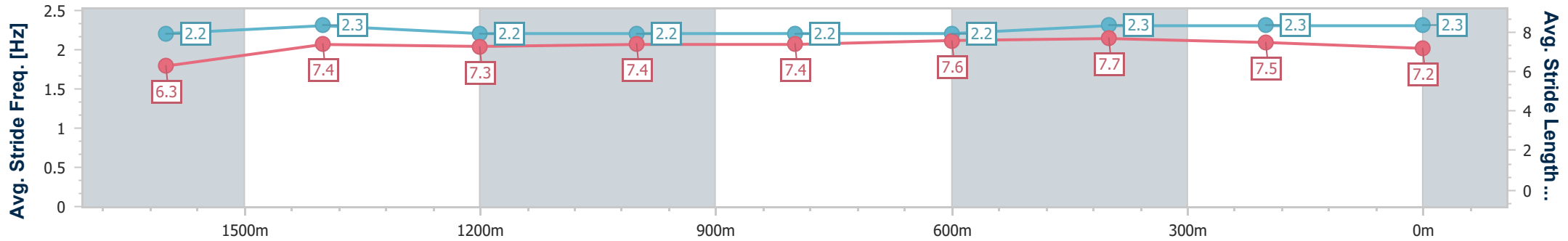
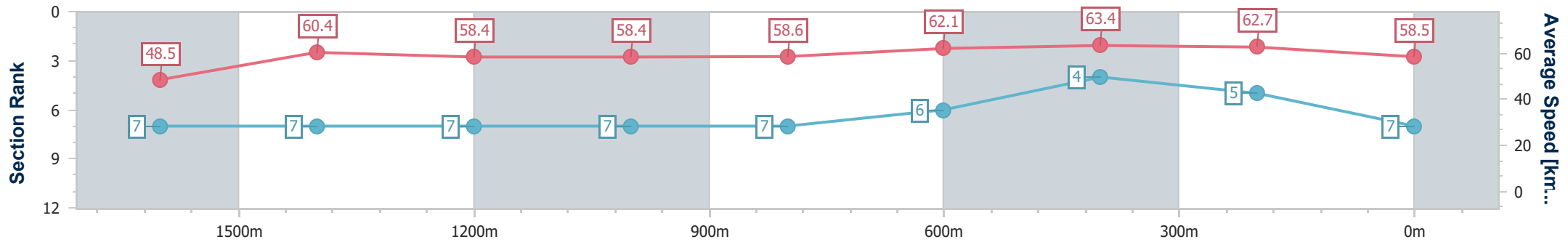
04 February 2023 - 17:12

Track Rating: Good 4, Weather: Fine, Rail Position: True Entire Course



BRISBANE RACING CLUB

Section	Overall	1600m	1400m	1200m	1000m	800m	600m	400m	200m
Section Times	1:51.26 [7] (0:15.06)	1:36.20 [7] (0:12.01)	1:24.19 [7] (0:12.35)	1:11.84 [7] (0:12.36)	0:59.48 [7] (0:12.47)	0:47.01 [7] (0:11.69)	0:35.32 [6] (0:11.46)	0:23.86 [4] (0:11.49)	0:12.37 [5] (0:12.37)
Average Speed [km/h]	48.5	60.4	58.4	58.4	58.6	62.1	63.4	62.7	58.5
Top Speed [km/h]	59.1	62.5	62.0	59.1	60.4	63.1	63.7	63.8	60.7
Avg. Dist. to Rail [m]	6.5	1.7	2.1	3.2	3.2	1.7	2.3	7.8	6.5
Avg. Stride Freq. [Hz]	2.2	2.3	2.2	2.2	2.2	2.2	2.3	2.3	2.3
Avg. Stride Length [m]	6.3	7.4	7.3	7.4	7.4	7.6	7.7	7.5	7.2



- [ ] Ranking at each section and finish
- .-.- No data available at this section
- NA No data available



Horse/Jockey Name	Barade
Final Rank	8
Fastest Section Time (Section)	0:11.48 (600m)
Top Speed [km/h] (Section)	63.7 (600m)
Race State	Finished



Eagle Farm QLD Professional

Race 8: MOUNT FRANKLIN OPEN Handicap - 1800m

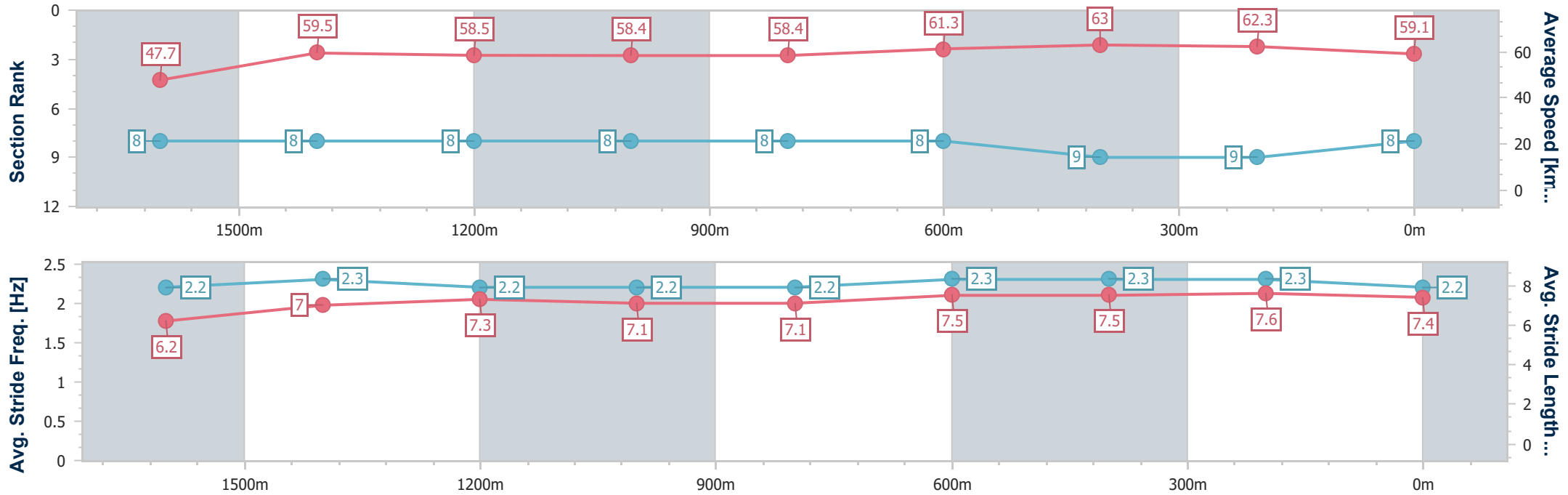
04 February 2023 - 17:12

Track Rating: Good 4, Weather: Fine, Rail Position: True Entire Course



BRISBANE RACING CLUB

Section	Overall	1600m	1400m	1200m	1000m	800m	600m	400m	200m
Section Times	1:51.53 [8] (0:15.23)	1:36.30 [8] (0:12.16)	1:24.14 [8] (0:12.34)	1:11.80 [8] (0:12.33)	0:59.47 [8] (0:12.43)	0:47.04 [8] (0:11.75)	0:35.29 [8] (0:11.48)	0:23.81 [9] (0:11.56)	0:12.25 [9] (0:12.25)
Average Speed [km/h]	47.7	59.5	58.5	58.4	58.4	61.3	63.0	62.3	59.1
Top Speed [km/h]	61.8	61.8	61.8	59.4	59.9	63.0	63.7	63.2	61.0
Avg. Dist. to Rail [m]	4.9	1.5	1.4	2.1	1.6	0.7	1.7	7.6	6.3
Avg. Stride Freq. [Hz]	2.2	2.3	2.2	2.2	2.2	2.3	2.3	2.3	2.2
Avg. Stride Length [m]	6.2	7.0	7.3	7.1	7.1	7.5	7.5	7.6	7.4



- [ ] Ranking at each section and finish
- .-.- No data available at this section
- NA No data available



Horse/Jockey Name	Pancho
Final Rank	9
Fastest Section Time (Section)	0:11.65 (400m)
Top Speed [km/h] (Section)	62.9 (600m)
Race State	Finished



Eagle Farm QLD Professional

Race 8: MOUNT FRANKLIN OPEN Handicap - 1800m

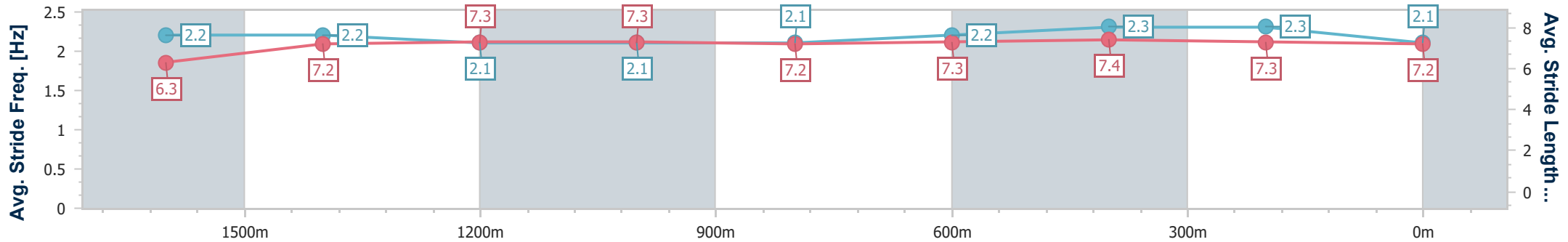
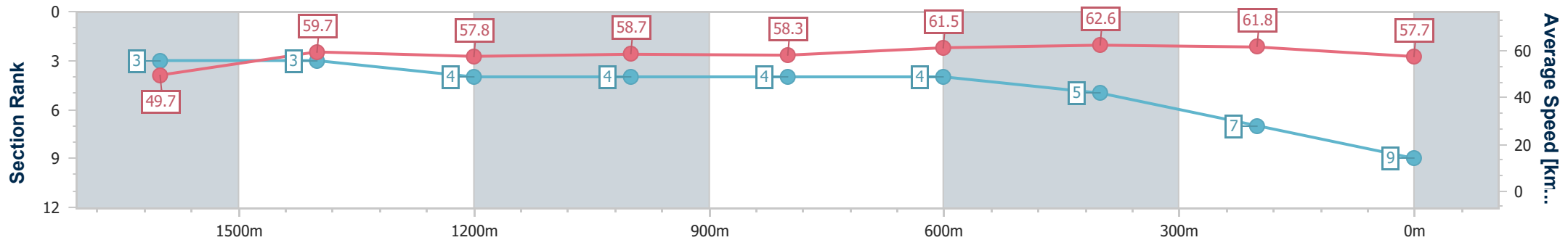
04 February 2023 - 17:12

Track Rating: Good 4, Weather: Fine, Rail Position: True Entire Course



BRISBANE RACING CLUB

Section	Overall	1600m	1400m	1200m	1000m	800m	600m	400m	200m				
Section Times	1:51.57 [9] (0:14.58)	1:36.99 [3] (0:12.10)	1:24.89 [3] (0:12.46)	1:12.43 [4] (0:12.28)	1:00.15 [4] (0:12.46)	0:47.69 [4] (0:11.85)	0:35.84 [4] (0:11.66)	0:24.18 [5] (0:11.65)	0:12.53 [7] (0:12.53)				
Average Speed [km/h]	49.7	59.7	57.8	58.7	58.3	61.5	62.6	61.8	57.7				
Top Speed [km/h]	60.1	60.3	58.8	59.3	59.2	62.5	62.9	62.7	59.6				
Avg. Dist. to Rail [m]	3.2	0.7	0.8	1.8	2.1	2.1	3.3	8.3	6.7				
Avg. Stride Freq. [Hz]	2.2	2.2	2.1	2.1	2.1	2.2	2.3	2.3	2.1				
Avg. Stride Length [m]	6.3	7.2	7.3	7.3	7.2	7.3	7.4	7.3	7.2				



- [ ] Ranking at each section and finish
- .-.- No data available at this section
- NA No data available



Horse/Jockey Name	Southern Rock
Final Rank	10
Fastest Section Time (Section)	0:11.82 (600m)
Top Speed [km/h] (Section)	63.7 (800m)
Race State	Finished



Eagle Farm QLD Professional

Race 8: MOUNT FRANKLIN OPEN Handicap - 1800m

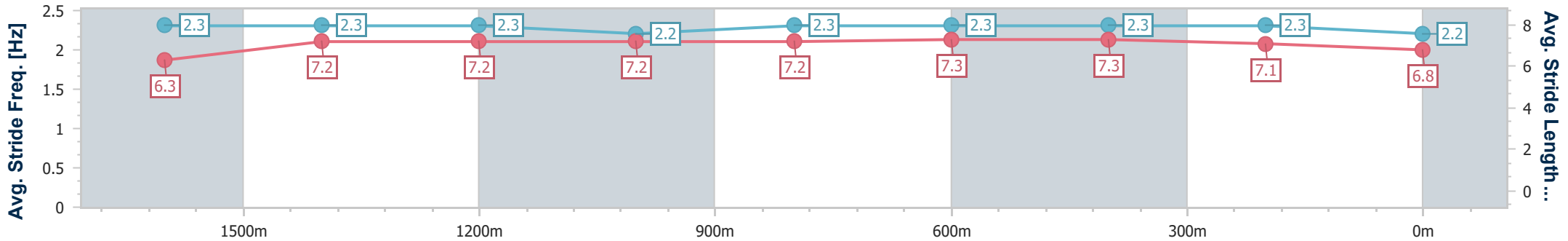
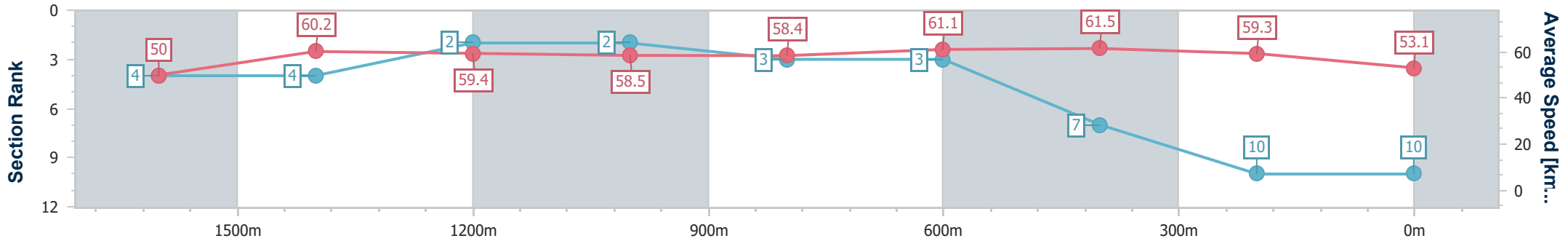
04 February 2023 - 17:12

Track Rating: Good 4, Weather: Fine, Rail Position: True Entire Course



BRISBANE RACING CLUB

Section	Overall	1600m	1400m	1200m	1000m	800m	600m	400m	200m
Section Times	1:53.35 [10] (0:14.73)	1:38.62 [4] (0:12.11)	1:26.51 [4] (0:12.15)	1:14.36 [2] (0:12.34)	1:02.02 [2] (0:12.55)	0:49.47 [3] (0:11.88)	0:37.59 [3] (0:11.82)	0:25.77 [7] (0:12.15)	0:13.62 [10] (0:13.62)
Average Speed [km/h]	50.0	60.2	59.4	58.5	58.4	61.1	61.5	59.3	53.1
Top Speed [km/h]	61.3	61.2	60.3	58.7	59.8	63.7	62.6	60.6	56.9
Avg. Dist. to Rail [m]	7.9	3.3	4.2	4.8	3.7	1.8	2.2	5.8	4.4
Avg. Stride Freq. [Hz]	2.3	2.3	2.3	2.2	2.3	2.3	2.3	2.3	2.2
Avg. Stride Length [m]	6.3	7.2	7.2	7.2	7.2	7.3	7.3	7.1	6.8



- [ ] Ranking at each section and finish
- .-.-.- No data available at this section
- NA No data available