



# Eagle Farm QLD Professional

## Race 3: GALLOPERS SPORTS CLUB BENCHMARK 72 Handicap - 1600m

04 February 2023 - 13:50



BRISBANE  
RACING CLUB

Track Rating: Good 4, Weather: Fine, Rail Position: True Entire Course

Section														
Field Times	Overall	1400m	1200m	1000m	800m	600m	400m	Last 600m						
	1:36.02 (0:13.38)	1:22.64 (0:10.67)	1:11.97 (0:11.12)	1:00.85 (0:11.91)	0:48.94 (0:12.40)	0:36.54 (0:12.27)	0:24.27 (0:11.81)	0:36.54						
Rank	TAB	Horse/Jockey	Barrier	Top Speed [km/h]	Fastest Section								Distance Travelled [m]	
1	8	VACCINE Ryan Maloney	5	65.4 1400m	0:11.21 1400m	1:36.02 [1] (0:13.38)	1:22.64 [1] (0:11.21)	1:11.43 [4] (0:11.32)	1:00.11 [6] (0:12.20)	0:47.91 [7] (0:12.32)	0:35.59 [8] (0:11.78)	0:23.81 [6] (0:11.48)	0:35.59	
2	9	HELLAVADANCER Jim Byrne	7	66.8 1400m	0:11.01 1400m	1:36.23 [2] (0:13.60)	1:22.63 [5] (0:11.01)	1:11.62 [5] (0:11.11)	1:00.51 [4] (0:12.04)	0:48.47 [5] (0:12.20)	0:36.27 [4] (0:11.99)	0:24.28 [3] (0:11.61)	0:36.27	-9
3	7	RED LIGHT ROXANNE Nikita Beriman	10	65.7 1400m	0:11.05 1200m	1:36.59 [3] (0:14.31)	1:22.28 [8] (0:11.07)	1:11.21 [8] (0:11.05)	1:00.16 [8] (0:11.65)	0:48.51 [8] (0:12.25)	0:36.26 [7] (0:12.09)	0:24.17 [8] (0:11.77)	0:36.26	-11
4	6	RED BLOOM Ben Thompson	2	66.0 1200m	0:11.03 1400m	1:36.60 [4] (0:13.96)	1:22.64 [7] (0:11.03)	1:11.61 [7] (0:11.06)	1:00.55 [7] (0:11.72)	0:48.83 [6] (0:12.32)	0:36.51 [6] (0:12.12)	0:24.39 [7] (0:11.80)	0:36.51	-8
5	1	A FIGHTING FURY Melea Castle	8	66.1 1200m	0:11.02 1200m	1:36.69 [5] (0:13.42)	1:23.27 [3] (0:11.06)	1:12.21 [3] (0:11.02)	1:01.19 [3] (0:12.06)	0:49.13 [3] (0:12.24)	0:36.89 [3] (0:12.13)	0:24.76 [4] (0:11.82)	0:36.89	-5
6	3	COUP DE TONNERRE James Orman	1	65.9 1200m	0:11.05 1400m	1:37.16 [6] (0:13.72)	1:23.44 [6] (0:11.05)	1:12.39 [6] (0:11.16)	1:01.23 [5] (0:11.92)	0:49.31 [4] (0:12.30)	0:37.01 [5] (0:12.05)	0:24.96 [5] (0:12.04)	0:37.01	-11
7	10	CHAMPAGNE POP Tegan Harrison	4	65.3 1000m	0:11.24 1200m	1:37.23 [7] (0:14.49)	1:22.74 [9] (0:11.30)	1:11.44 [9] (0:11.24)	1:00.20 [9] (0:11.61)	0:48.59 [9] (0:12.24)	0:36.35 [9] (0:11.77)	0:24.58 [9] (0:11.84)	0:36.35	-10
8	5	MISS BALTIMORE Angela Jones	6	68.7 1400m	0:10.70 1400m	1:37.70 [8] (0:13.50)	1:24.20 [4] (0:10.70)	1:13.50 [2] (0:11.17)	1:02.33 [2] (0:11.86)	0:50.47 [2] (0:12.35)	0:38.12 [2] (0:12.17)	0:25.95 [1] (0:12.26)	0:38.12	-6
9	2	DIS GO BOOM Michael Cahill	3	68.3 1400m	0:10.65 1400m	1:37.90 [9] (0:13.40)	1:24.50 [2] (0:10.65)	1:13.85 [1] (0:11.12)	1:02.73 [1] (0:11.91)	0:50.82 [1] (0:12.40)	0:38.42 [1] (0:12.32)	0:26.10 [2] (0:12.53)	0:38.42	-6

Scratched: Magic Conqueror (#4)

[ ] Ranking at each section and finish  
 -:-:- No data available at this section  
 NA No data available

SCN Saddle cloth number  
 DNF Did not finish  
 DNT Did not track



# Eagle Farm QLD Professional

## Race 3: GALLOPERS SPORTS CLUB BENCHMARK 72 Handicap - 1600m

04 February 2023 - 13:50



BRISBANE  
RACING CLUB

Track Rating: Good 4, Weather: Fine, Rail Position: True Entire Course

Section				200m				Last 600m	
Field Times				0:12.46 (0:12.46)				0:36.54	
Rank	TAB	Horse/Jockey	Barrier	Top Speed [km/h]	Fastest Section	Margin			Distance Travelled [m]
1	8	VACCINE Ryan Maloney	5	65.4 1400m	0:11.21 1400m	0:12.33 [2] (0:12.33)	1:36.02		0:35.59
2	9	HELLAVADANCER Jim Byrne	7	66.8 1400m	0:11.01 1400m	0:12.67 [1] (0:12.67)	1.26L		0:36.27 -9
3	7	RED LIGHT ROXANNE Nikita Beriman	10	65.7 1400m	0:11.05 1200m	0:12.40 [7] (0:12.40)	3.37L		0:36.26 -11
4	6	RED BLOOM Ben Thompson	2	66.0 1200m	0:11.03 1400m	0:12.59 [5] (0:12.59)	3.41L		0:36.51 -8
5	1	A FIGHTING FURY Melea Castle	8	66.1 1200m	0:11.02 1200m	0:12.94 [3] (0:12.94)	3.98L		0:36.89 -5
6	3	COUP DE TONNERRE James Orman	1	65.9 1200m	0:11.05 1400m	0:12.92 [6] (0:12.92)	6.79L		0:37.01 -11
7	10	CHAMPAGNE POP Tegan Harrison	4	65.3 1000m	0:11.24 1200m	0:12.74 [9] (0:12.74)	7.21L		0:36.35 -10
8	5	MISS BALTIMORE Angela Jones	6	68.7 1400m	0:10.70 1400m	0:13.69 [4] (0:13.69)	9.94L		0:38.12 -6
9	2	DIS GO BOOM Michael Cahill	3	68.3 1400m	0:10.65 1400m	0:13.57 [8] (0:13.57)	11.17L		0:38.42 -6

Scratched: Magic Conqueror (#4)



Horse/Jockey Name	Vaccine
Final Rank	1
Fastest Section Time (Section)	0:11.21 (1400m)
Top Speed [km/h] (Section)	65.4 (1400m)
Race State	Finished



Eagle Farm QLD Professional  
Race 3: GALLOPERS SPORTS CLUB BENCHMARK 72  
Handicap - 1600m

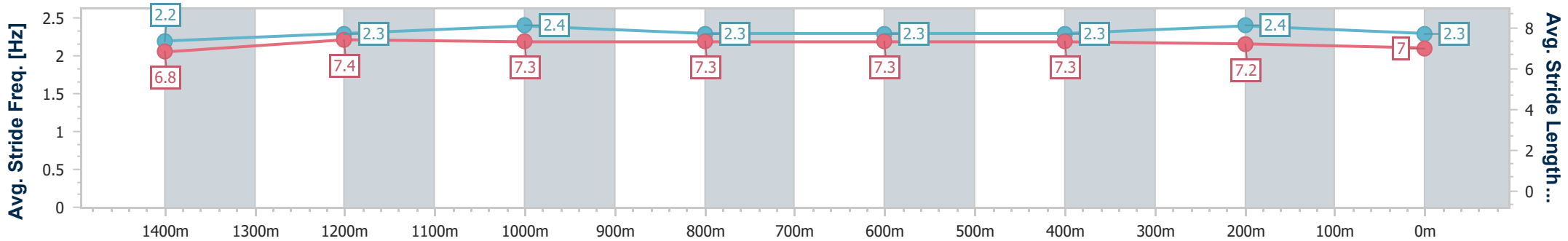
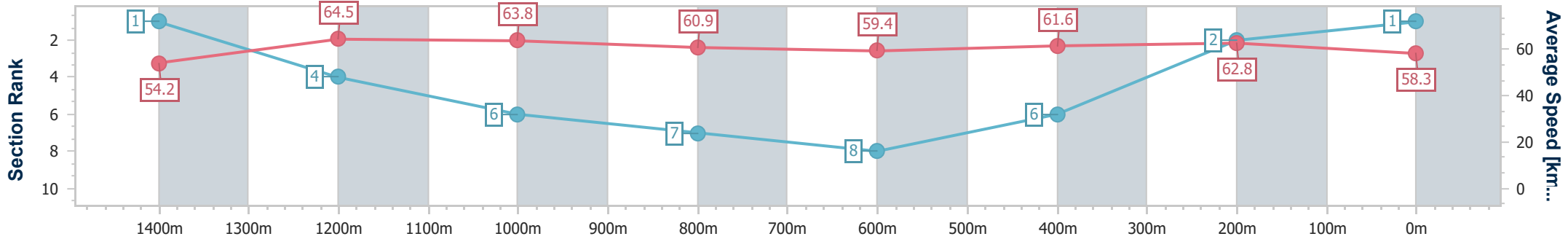
04 February 2023 - 13:50

Track Rating: Good 4, Weather: Fine, Rail Position: True Entire Course



BRISBANE RACING CLUB

Section	Overall	1400m	1200m	1000m	800m	600m	400m	200m
Section Times	1:36.02 [1] (0:13.38)	1:22.64 [1] (0:11.21)	1:11.43 [4] (0:11.32)	1:00.11 [6] (0:12.20)	0:47.91 [7] (0:12.32)	0:35.59 [8] (0:11.78)	0:23.81 [6] (0:11.48)	0:12.33 [2] (0:12.33)
Average Speed [km/h]	54.2	64.5	63.8	60.9	59.4	61.6	62.8	58.3
Top Speed [km/h]	65.1	65.4	65.1	63.5	60.5	63.9	63.3	62.7
Avg. Dist. to Rail [m]	16.1	6.6	7.1	6.2	3.3	1.8	4.7	3.4
Avg. Stride Freq. [Hz]	2.2	2.3	2.4	2.3	2.3	2.3	2.4	2.3
Avg. Stride Length [m]	6.8	7.4	7.3	7.3	7.3	7.3	7.2	7.0



- [ ] Ranking at each section and finish
- .-.- No data available at this section
- NA No data available



Horse/Jockey Name	Hellavadancer
Final Rank	2
Fastest Section Time (Section)	0:11.01 (1400m)
Top Speed [km/h] (Section)	66.8 (1400m)
Race State	Finished

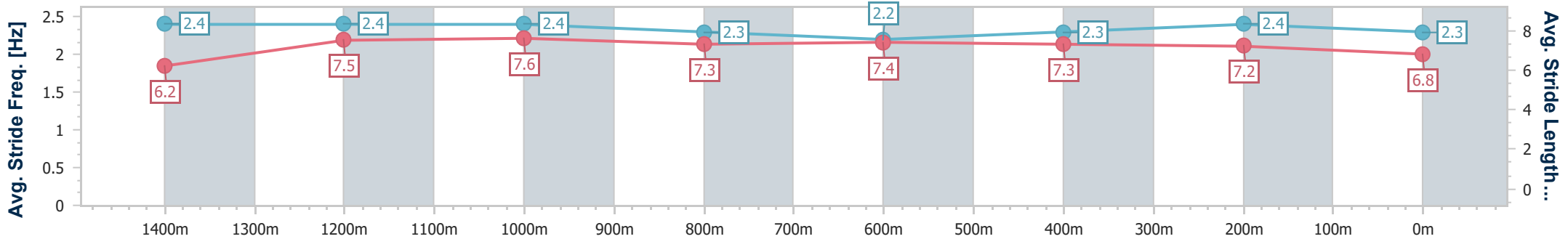
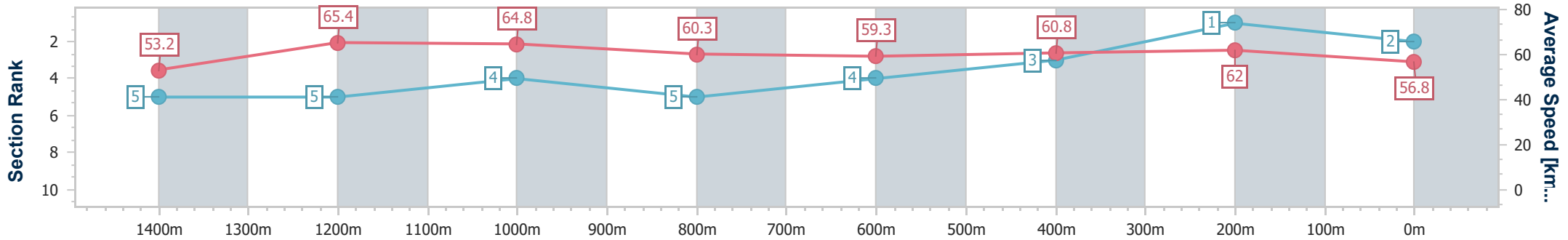


Eagle Farm QLD Professional  
 Race 3: GALLOPERS SPORTS CLUB BENCHMARK 72  
 Handicap - 1600m  
 04 February 2023 - 13:50  
 Track Rating: Good 4, Weather: Fine, Rail Position: True Entire Course



BRISBANE  
 RACING CLUB

Section	Overall	1400m	1200m	1000m	800m	600m	400m	200m
Section Times	1:36.23 [2] (0:13.60)	1:22.63 [5] (0:11.01)	1:11.62 [5] (0:11.11)	1:00.51 [4] (0:12.04)	0:48.47 [5] (0:12.20)	0:36.27 [4] (0:11.99)	0:24.28 [3] (0:11.61)	0:12.67 [1] (0:12.67)
Average Speed [km/h]	53.2	65.4	64.8	60.3	59.3	60.8	62.0	56.8
Top Speed [km/h]	65.2	66.8	65.5	62.6	60.3	62.2	63.0	60.5
Avg. Dist. to Rail [m]	12.2	1.7	1.3	1.3	1.4	2.2	4.5	2.4
Avg. Stride Freq. [Hz]	2.4	2.4	2.4	2.3	2.2	2.3	2.4	2.3
Avg. Stride Length [m]	6.2	7.5	7.6	7.3	7.4	7.3	7.2	6.8



- [ ] Ranking at each section and finish
- .-.- No data available at this section
- NA No data available



Horse/Jockey Name	Red Light Roxanne
Final Rank	3
Fastest Section Time (Section)	0:11.05 (1200m)
Top Speed [km/h] (Section)	65.7 (1400m)
Race State	Finished

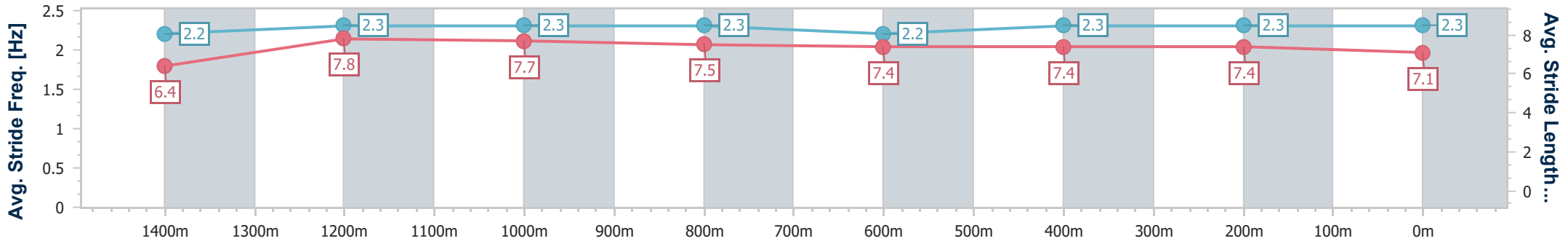
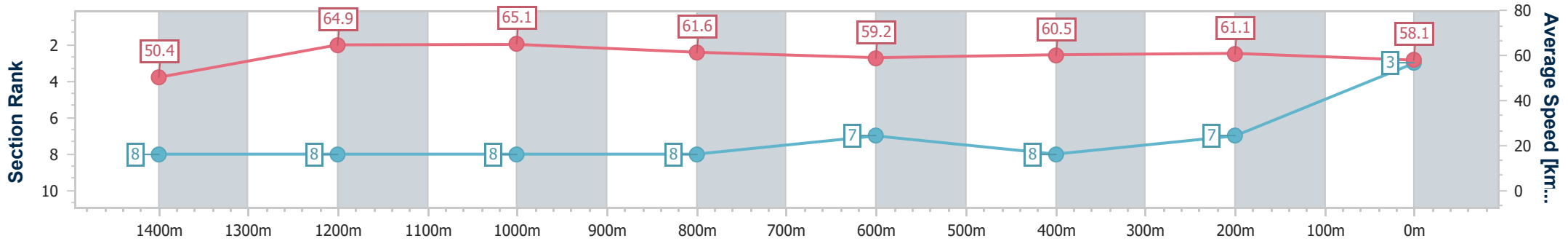


Eagle Farm QLD Professional  
 Race 3: GALLOPERS SPORTS CLUB BENCHMARK 72  
 Handicap - 1600m  
 04 February 2023 - 13:50  
 Track Rating: Good 4, Weather: Fine, Rail Position: True Entire Course



BRISBANE  
 RACING CLUB

Section	Overall	1400m	1200m	1000m	800m	600m	400m	200m
Section Times	1:36.59 [3] (0:14.31)	1:22.28 [8] (0:11.07)	1:11.21 [8] (0:11.05)	1:00.16 [8] (0:11.65)	0:48.51 [8] (0:12.25)	0:36.26 [7] (0:12.09)	0:24.17 [8] (0:11.77)	0:12.40 [7] (0:12.40)
Average Speed [km/h]	50.4	64.9	65.1	61.6	59.2	60.5	61.1	58.1
Top Speed [km/h]	65.6	65.7	65.5	65.0	60.5	61.6	62.1	60.1
Avg. Dist. to Rail [m]	9.3	2.8	1.4	0.7	1.5	3.2	4.9	6.4
Avg. Stride Freq. [Hz]	2.2	2.3	2.3	2.3	2.2	2.3	2.3	2.3
Avg. Stride Length [m]	6.4	7.8	7.7	7.5	7.4	7.4	7.4	7.1



- [ ] Ranking at each section and finish
- .-.- No data available at this section
- NA No data available



Horse/Jockey Name	Red Bloom
Final Rank	4
Fastest Section Time (Section)	0:11.03 (1400m)
Top Speed [km/h] (Section)	66.0 (1200m)
Race State	Finished



Eagle Farm QLD Professional  
Race 3: GALLOPERS SPORTS CLUB BENCHMARK 72  
Handicap - 1600m

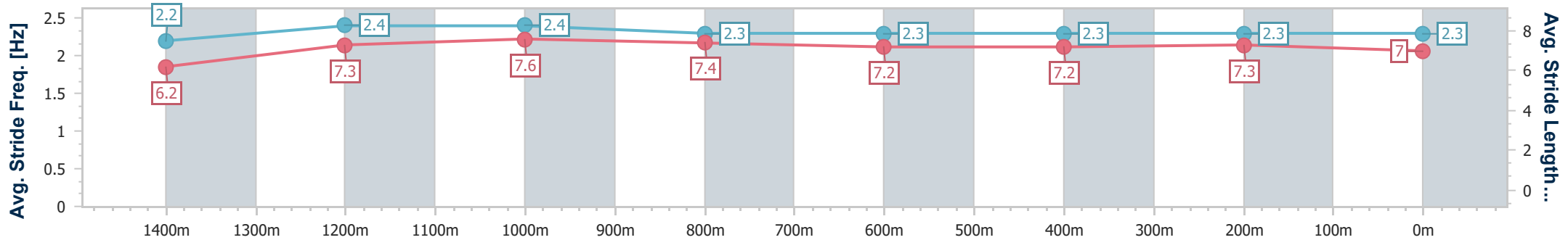
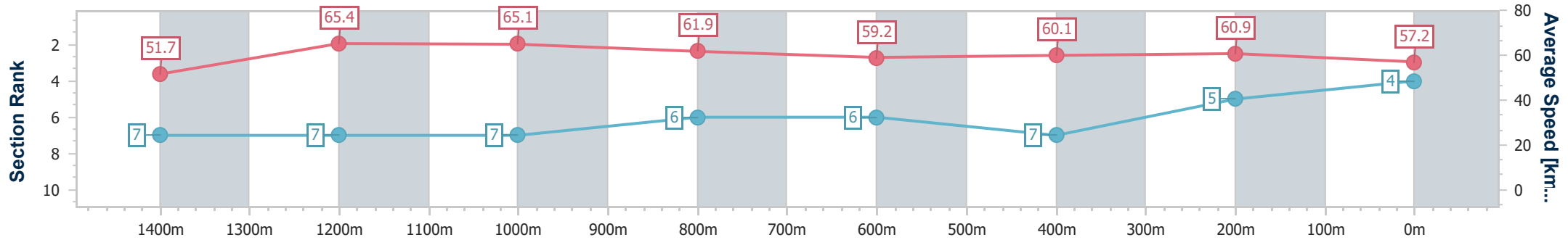
04 February 2023 - 13:50

Track Rating: Good 4, Weather: Fine, Rail Position: True Entire Course



BRISBANE  
RACING CLUB

Section	Overall	1400m	1200m	1000m	800m	600m	400m	200m
Section Times	1:36.60 [4] (0:13.96)	1:22.64 [7] (0:11.03)	1:11.61 [7] (0:11.06)	1:00.55 [7] (0:11.72)	0:48.83 [6] (0:12.32)	0:36.51 [6] (0:12.12)	0:24.39 [7] (0:11.80)	0:12.59 [5] (0:12.59)
Average Speed [km/h]	51.7	65.4	65.1	61.9	59.2	60.1	60.9	57.2
Top Speed [km/h]	66.0	65.9	66.0	64.1	60.3	61.2	62.5	59.8
Avg. Dist. to Rail [m]	8.6	1.8	1.4	1.6	3.0	1.8	3.8	4.5
Avg. Stride Freq. [Hz]	2.2	2.4	2.4	2.3	2.3	2.3	2.3	2.3
Avg. Stride Length [m]	6.2	7.3	7.6	7.4	7.2	7.2	7.3	7.0



- [ ] Ranking at each section and finish
- .-.- No data available at this section
- NA No data available



Horse/Jockey Name	A Fighting Fury
Final Rank	5
Fastest Section Time (Section)	0:11.02 (1200m)
Top Speed [km/h] (Section)	66.1 (1200m)
Race State	Finished



Eagle Farm QLD Professional  
Race 3: GALLOPERS SPORTS CLUB BENCHMARK 72  
Handicap - 1600m

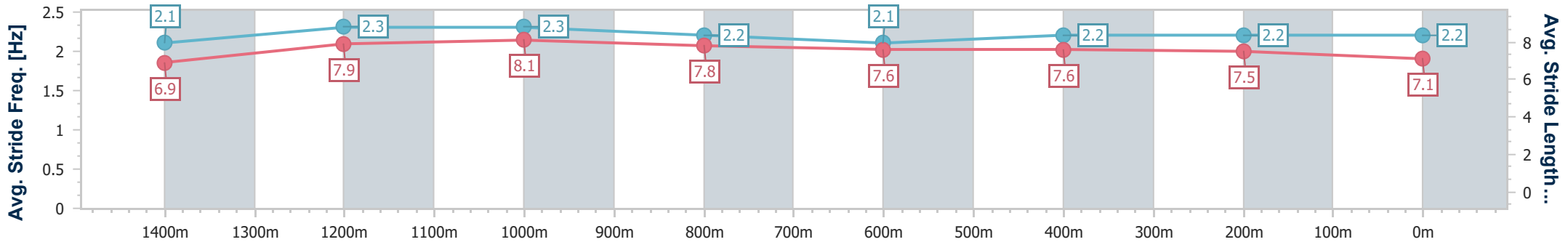
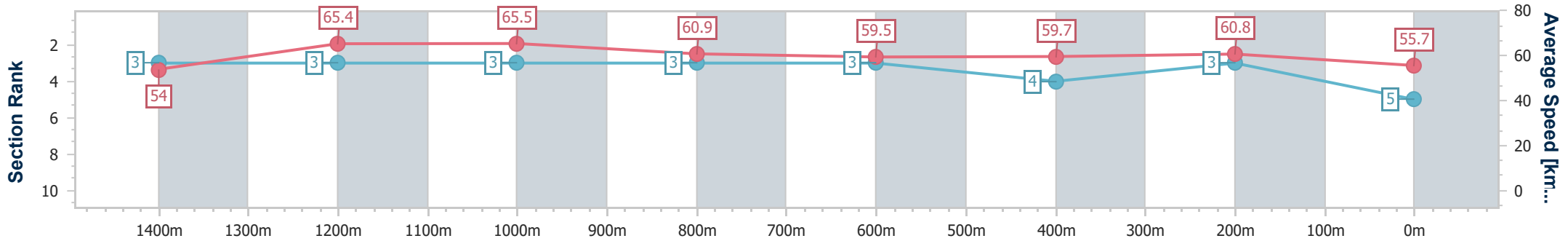
04 February 2023 - 13:50

Track Rating: Good 4, Weather: Fine, Rail Position: True Entire Course



BRISBANE RACING CLUB

Section	Overall	1400m	1200m	1000m	800m	600m	400m	200m						
Section Times	1:36.69 [5] (0:13.42)	1:23.27 [3] (0:11.06)	1:12.21 [3] (0:11.02)	1:01.19 [3] (0:12.06)	0:49.13 [3] (0:12.24)	0:36.89 [3] (0:12.13)	0:24.76 [4] (0:11.82)	0:12.94 [3] (0:12.94)						
Average Speed [km/h]	54.0	65.4	65.5	60.9	59.5	59.7	60.8	55.7						
Top Speed [km/h]	64.7	66.0	66.1	63.0	60.2	60.8	62.0	58.9						
Avg. Dist. to Rail [m]	14.7	5.2	4.9	3.6	2.2	1.4	3.2	1.7						
Avg. Stride Freq. [Hz]	2.1	2.3	2.3	2.2	2.1	2.2	2.2	2.2						
Avg. Stride Length [m]	6.9	7.9	8.1	7.8	7.6	7.6	7.5	7.1						



- [ ] Ranking at each section and finish
- .-.- No data available at this section
- NA No data available



Horse/Jockey Name	Coup De Tonnerre
Final Rank	6
Fastest Section Time (Section)	0:11.05 (1400m)
Top Speed [km/h] (Section)	65.9 (1200m)
Race State	Finished



Eagle Farm QLD Professional  
Race 3: GALLOPERS SPORTS CLUB BENCHMARK 72  
Handicap - 1600m

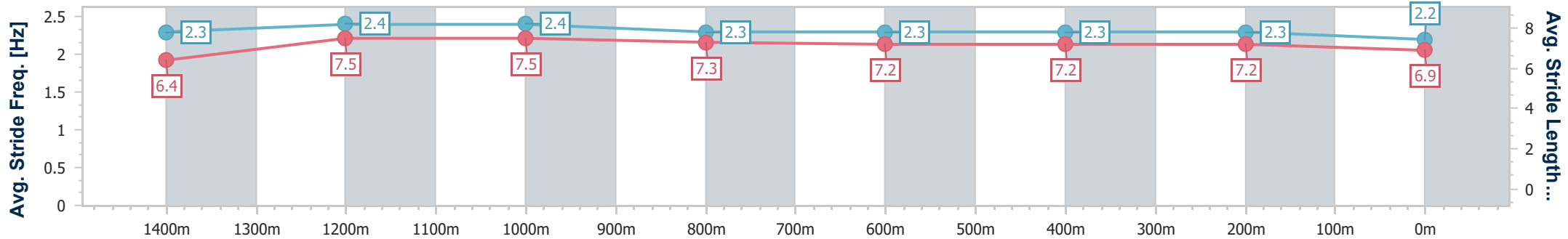
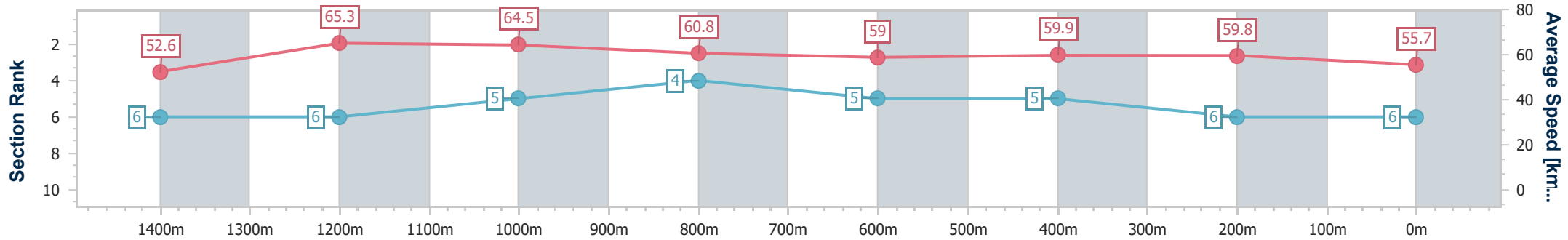
04 February 2023 - 13:50

Track Rating: Good 4, Weather: Fine, Rail Position: True Entire Course



BRISBANE RACING CLUB

Section	Overall	1400m	1200m	1000m	800m	600m	400m	200m
Section Times	1:37.16 [6] (0:13.72)	1:23.44 [6] (0:11.05)	1:12.39 [6] (0:11.16)	1:01.23 [5] (0:11.92)	0:49.31 [4] (0:12.30)	0:37.01 [5] (0:12.05)	0:24.96 [5] (0:12.04)	0:12.92 [6] (0:12.92)
Average Speed [km/h]	52.6	65.3	64.5	60.8	59.0	59.9	59.8	55.7
Top Speed [km/h]	65.4	65.8	65.9	62.8	59.8	61.0	61.1	58.1
Avg. Dist. to Rail [m]	7.9	0.9	1.1	1.5	1.7	0.7	0.8	0.7
Avg. Stride Freq. [Hz]	2.3	2.4	2.4	2.3	2.3	2.3	2.3	2.2
Avg. Stride Length [m]	6.4	7.5	7.5	7.3	7.2	7.2	7.2	6.9



- [ ] Ranking at each section and finish
- .-.- No data available at this section
- NA No data available





Horse/Jockey Name	Champagne Pop
Final Rank	7
Fastest Section Time (Section)	0:11.24 (1200m)
Top Speed [km/h] (Section)	65.3 (1000m)
Race State	Finished



Eagle Farm QLD Professional  
Race 3: GALLOPERS SPORTS CLUB BENCHMARK 72  
Handicap - 1600m

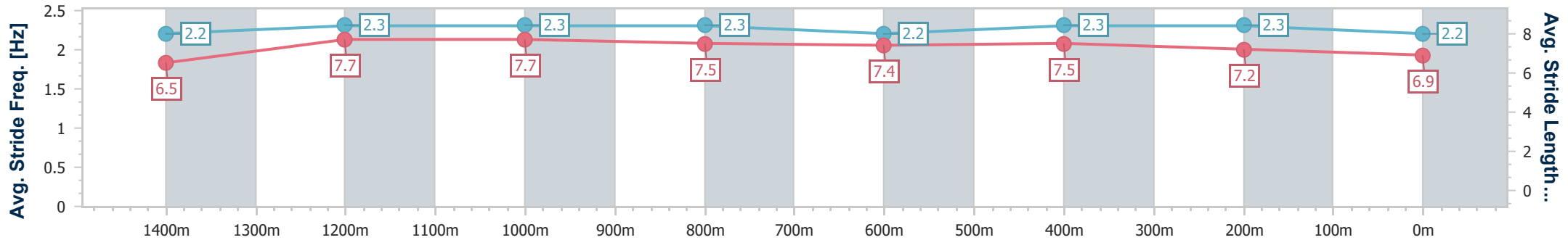
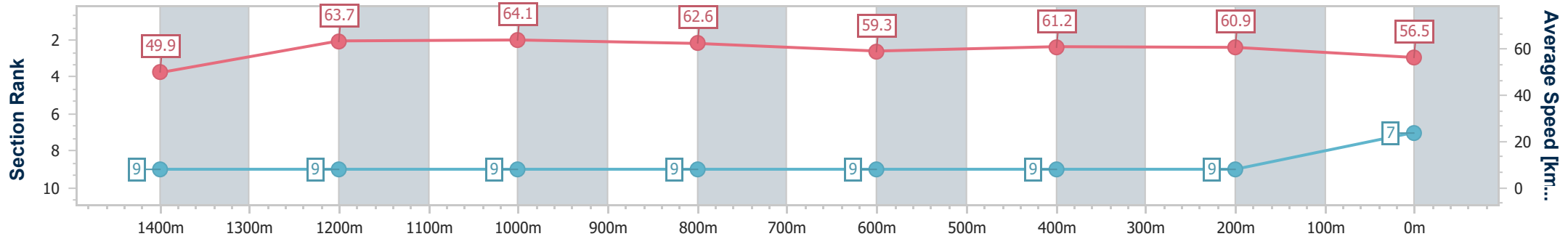
04 February 2023 - 13:50

Track Rating: Good 4, Weather: Fine, Rail Position: True Entire Course



BRISBANE  
RACING CLUB

Section	Overall	1400m	1200m	1000m	800m	600m	400m	200m						
Section Times	1:37.23 [7] (0:14.49)	1:22.74 [9] (0:11.30)	1:11.44 [9] (0:11.24)	1:00.20 [9] (0:11.61)	0:48.59 [9] (0:12.24)	0:36.35 [9] (0:11.77)	0:24.58 [9] (0:11.84)	0:12.74 [9] (0:12.74)						
Average Speed [km/h]	49.9	63.7	64.1	62.6	59.3	61.2	60.9	56.5						
Top Speed [km/h]	64.1	65.1	65.2	65.3	60.3	62.4	62.6	59.0						
Avg. Dist. to Rail [m]	10.0	1.2	1.8	1.8	1.8	0.3	0.5	1.2						
Avg. Stride Freq. [Hz]	2.2	2.3	2.3	2.3	2.2	2.3	2.3	2.2						
Avg. Stride Length [m]	6.5	7.7	7.7	7.5	7.4	7.5	7.2	6.9						



- [ ] Ranking at each section and finish
- .-.- No data available at this section
- NA No data available



Horse/Jockey Name	Miss Baltimore
Final Rank	8
Fastest Section Time (Section)	0:10.70 (1400m)
Top Speed [km/h] (Section)	68.7 (1400m)
Race State	Finished



Eagle Farm QLD Professional  
Race 3: GALLOPERS SPORTS CLUB BENCHMARK 72  
Handicap - 1600m

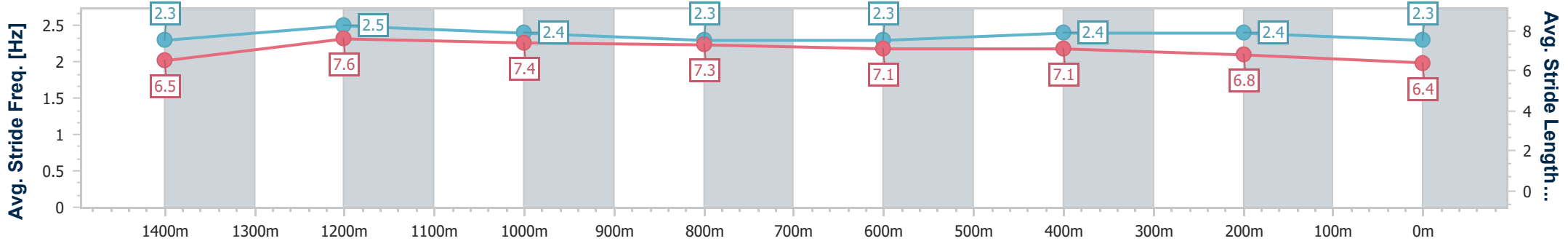
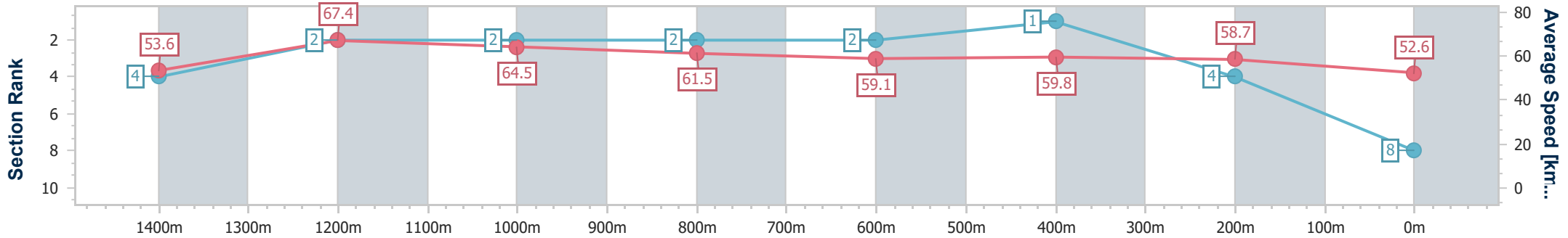
04 February 2023 - 13:50

Track Rating: Good 4, Weather: Fine, Rail Position: True Entire Course



BRISBANE  
RACING CLUB

Section	Overall	1400m	1200m	1000m	800m	600m	400m	200m						
Section Times	1:37.70 [8] (0:13.50)	1:24.20 [4] (0:10.70)	1:13.50 [2] (0:11.17)	1:02.33 [2] (0:11.86)	0:50.47 [2] (0:12.35)	0:38.12 [2] (0:12.17)	0:25.95 [1] (0:12.26)	0:13.69 [4] (0:13.69)						
Average Speed [km/h]	53.6	67.4	64.5	61.5	59.1	59.8	58.7	52.6						
Top Speed [km/h]	66.7	68.7	65.9	62.7	60.2	61.3	60.4	55.9						
Avg. Dist. to Rail [m]	11.3	2.4	2.7	2.5	3.1	2.2	1.6	1.1						
Avg. Stride Freq. [Hz]	2.3	2.5	2.4	2.3	2.3	2.4	2.4	2.3						
Avg. Stride Length [m]	6.5	7.6	7.4	7.3	7.1	7.1	6.8	6.4						



- [ ] Ranking at each section and finish
- .-.- No data available at this section
- NA No data available



Horse/Jockey Name	Dis Go Boom
Final Rank	9
Fastest Section Time (Section)	0:10.65 (1400m)
Top Speed [km/h] (Section)	68.3 (1400m)
Race State	Finished

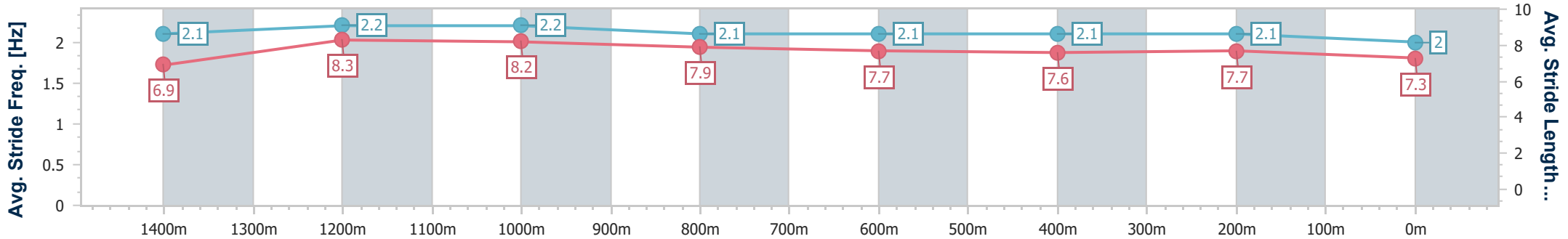
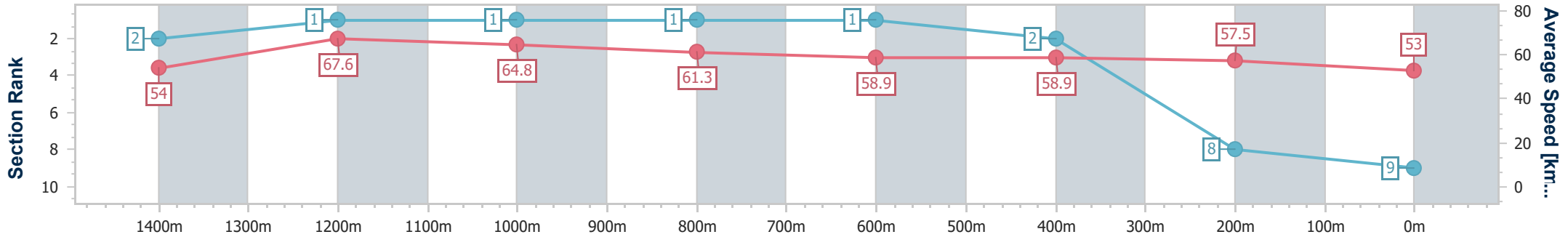


Eagle Farm QLD Professional  
 Race 3: GALLOPERS SPORTS CLUB BENCHMARK 72  
 Handicap - 1600m  
 04 February 2023 - 13:50  
 Track Rating: Good 4, Weather: Fine, Rail Position: True Entire Course



BRISBANE  
 RACING CLUB

Section	Overall	1400m	1200m	1000m	800m	600m	400m	200m
Section Times	1:37.90 [9] (0:13.40)	1:24.50 [2] (0:10.65)	1:13.85 [1] (0:11.12)	1:02.73 [1] (0:11.91)	0:50.82 [1] (0:12.40)	0:38.42 [1] (0:12.32)	0:26.10 [2] (0:12.53)	0:13.57 [8] (0:13.57)
Average Speed [km/h]	54.0	67.6	64.8	61.3	58.9	58.9	57.5	53.0
Top Speed [km/h]	68.2	68.3	66.8	62.8	59.8	59.2	59.1	55.5
Avg. Dist. to Rail [m]	10.7	2.0	2.4	3.0	2.7	1.8	1.8	1.9
Avg. Stride Freq. [Hz]	2.1	2.2	2.2	2.1	2.1	2.1	2.1	2.0
Avg. Stride Length [m]	6.9	8.3	8.2	7.9	7.7	7.6	7.7	7.3



- [ ] Ranking at each section and finish
- .-.- No data available at this section
- NA No data available