



Sunshine Coast QLD Professional

Race 6: SOMMER PETROLEUM BENCHMARK 58 Handicap - 1600m

03 February 2023 - 20:40



Track Rating: Good 4, Weather: Fine, Rail Position: +2m

| Section | | Overall | 1400m | 1200m | 1000m | 800m | 600m | 400m | Last 600m | | | | | |
|-------------|-----|-----------------------------------|----------------------|----------------------|----------------------|---------------------------|---------------------------|---------------------------|---------------------------|---------------------------|---------------------------|---------------------------|---------------------------|----|
| Field Times | | 1:38.52 (0:13.46) | 1:25.06 (0:11.11) | 1:13.95 (0:11.70) | 1:02.25 (0:12.41) | 0:49.84 (0:12.61) | 0:37.23 (0:12.31) | 0:24.92 (0:12.15) | 0:37.23 | | | | | |
| Rank | TAB | Horse/Jockey | Barrier | Top Speed [km/h] | Fastest Section | | | | | | | | Distance Travelled [m] | |
| 1 | 7 | MILLENNIUM JEWEL Heidi Gillie | 13 | 65.5 1400m | 0:11.20 1400m | 1:38.52 [1] (0:13.61) | 1:24.91 [4] (0:11.20) | 1:13.71 [4] (0:11.78) | 1:01.93 [4] (0:12.42) | 0:49.51 [4] (0:12.63) | 0:36.88 [4] (0:12.23) | 0:24.65 [4] (0:11.88) | 0:36.88 | |
| 2 | 9 | RISE'N'SHINE Craig Robertson | 9 | 65.6 1400m | 0:11.22 1400m | 1:38.73 [2] (0:14.11) | 1:24.62 [11] (0:11.22) | 1:13.40 [9] (0:11.79) | 1:01.61 [8] (0:12.38) | 0:49.23 [10] (0:12.58) | 0:36.65 [9] (0:12.13) | 0:24.52 [8] (0:11.80) | 0:36.65 | +2 |
| 3 | 13 | LEXI'S CHOICE Karl Zechner | 12 | 64.9 1400m | 0:11.32 1400m | 1:38.82 [3] (0:14.21) | 1:24.61 [12] (0:11.32) | 1:13.29 [11] (0:11.80) | 1:01.49 [11] (0:12.35) | 0:49.14 [11] (0:12.59) | 0:36.55 [11] (0:12.12) | 0:24.43 [13] (0:11.74) | 0:36.55 | +5 |
| 4 | 4 | WIZARD OF VISP Micheal Hellyer | 15 | 65.4 1400m | 0:11.30 1400m | 1:38.87 [4] (0:13.92) | 1:24.95 [7] (0:11.30) | 1:13.65 [7] (0:11.69) | 1:01.96 [7] (0:12.29) | 0:49.67 [6] (0:12.66) | 0:37.01 [6] (0:12.07) | 0:24.94 [5] (0:11.95) | 0:37.01 | +3 |
| 5 | 6 | GAP YEAR Ben Thompson | 8 | 67.3 1400m | 0:11.11 1400m | 1:38.92 [5] (0:13.57) | 1:25.35 [2] (0:11.11) | 1:14.24 [2] (0:11.77) | 1:02.47 [2] (0:12.39) | 0:50.08 [2] (0:12.58) | 0:37.50 [3] (0:12.33) | 0:25.17 [2] (0:12.09) | 0:37.50 | +4 |
| 6 | 8 | KABOOM James Orman | 14 | 65.6 1400m | 0:11.43 1400m | 1:39.06 [6] (0:14.10) | 1:24.96 [9] (0:11.43) | 1:13.53 [11] (0:11.85) | 1:01.68 [12] (0:12.33) | 0:49.35 [12] (0:12.61) | 0:36.74 [13] (0:11.89) | 0:24.85 [10] (0:11.85) | 0:36.74 | +1 |
| 7 | 15 | A DEVIL'S CHANCE Adin Thompson | 4 | 64.2 1400m | 0:11.46 1400m | 1:39.10 [7] (0:14.43) | 1:24.67 [13] (0:11.46) | 1:13.21 [13] (0:11.80) | 1:01.41 [13] (0:12.29) | 0:49.12 [13] (0:12.32) | 0:36.80 [12] (0:12.07) | 0:24.73 [12] (0:11.88) | 0:36.80 | +0 |
| 8 | 2 | KINKUNA Matthew Powell | 11 | 65.4 1400m | 0:11.37 1400m | 1:39.35 [8] (0:13.97) | 1:25.38 [8] (0:11.37) | 1:14.01 [10] (0:11.83) | 1:02.18 [10] (0:12.32) | 0:49.86 [9] (0:12.59) | 0:37.27 [10] (0:12.07) | 0:25.20 [6] (0:12.01) | 0:37.27 | -1 |
| 9 | 10 | SHE'S ENUFF Justin Huxtable | 5 | 66.3 1400m | 0:11.16 1400m | 1:39.44 [9] (0:13.86) | 1:25.58 [6] (0:11.16) | 1:14.42 [6] (0:11.87) | 1:02.55 [6] (0:12.39) | 0:50.16 [7] (0:12.63) | 0:37.53 [7] (0:12.30) | 0:25.23 [9] (0:11.97) | 0:37.53 | +0 |
| 10 | 3 | SCENIC RIM Cody Collis | 2 | 66.6 1400m | 0:11.11 1400m | 1:40.42 [10] (0:13.46) | 1:26.96 [1] (0:11.11) | 1:15.85 [1] (0:11.70) | 1:04.15 [1] (0:12.41) | 0:51.74 [1] (0:12.61) | 0:39.13 [1] (0:12.31) | 0:26.82 [1] (0:12.43) | 0:39.13 | +1 |

Scratched: Sarsen (#1), Enterprise Jewel (#5)

[] Ranking at each section and finish
 -:-:- No data available at this section
 NA No data available

SCN Saddle cloth number
 DNF Did not finish
 DNT Did not track



Sunshine Coast QLD Professional

Race 6: SOMMER PETROLEUM BENCHMARK 58 Handicap - 1600m

03 February 2023 - 20:40



Track Rating: Good 4, Weather: Fine, Rail Position: +2m

| Section | | Overall | 1400m | 1200m | 1000m | 800m | 600m | 400m | Last 600m | | | | | |
|-------------|-----|----------------------------------|----------------------|----------------------|----------------------|---------------------------|---------------------------|--------------------------|--------------------------|--------------------------|--------------------------|---------------------------|---------|------------------------|
| Field Times | | 1:38.52 (0:13.46) | 1:25.06 (0:11.11) | 1:13.95 (0:11.70) | 1:02.25 (0:12.41) | 0:49.84 (0:12.61) | 0:37.23 (0:12.31) | 0:24.92 (0:12.15) | 0:37.23 | | | | | |
| Rank | TAB | Horse/Jockey | Barrier | Top Speed [km/h] | Fastest Section | | | | | | | | | Distance Travelled [m] |
| 11 | 11 | MISS ANTARCTICA Nathan Thomas | 1 | 65.6 1400m | 0:11.24 1400m | 1:41.27 [11] (0:13.73) | 1:27.54 [5] (0:11.24) | 1:16.30 [5] (0:11.79) | 1:04.51 [5] (0:12.42) | 0:52.09 [5] (0:12.60) | 0:39.49 [5] (0:12.42) | 0:27.07 [7] (0:12.48) | 0:39.49 | +1 |
| 12 | 14 | RAINS APLENTY Anthony Allen | 7 | 65.9 1400m | 0:11.23 1400m | 1:42.06 [12] (0:14.10) | 1:27.96 [10] (0:11.23) | 1:16.73 [8] (0:11.81) | 1:04.92 [9] (0:12.29) | 0:52.63 [8] (0:12.60) | 0:40.03 [8] (0:12.29) | 0:27.74 [11] (0:12.58) | 0:40.03 | -1 |
| 13 | 12 | BRAZETTI Tiffani Brooker | 3 | 67.1 1400m | 0:11.16 1400m | 1:42.43 [13] (0:13.61) | 1:28.82 [3] (0:11.16) | 1:17.66 [3] (0:11.78) | 1:05.88 [3] (0:12.39) | 0:53.49 [3] (0:12.46) | 0:41.03 [2] (0:12.36) | 0:28.67 [3] (0:12.71) | 0:41.03 | -4 |

Scratched: Sarsen (#1), Enterprise Jewel (#5)

[] Ranking at each section and finish
 -:-:- No data available at this section
 NA No data available

SCN Saddle cloth number
 DNF Did not finish
 DNT Did not track



Sunshine Coast QLD Professional

Race 6: SOMMER PETROLEUM BENCHMARK 58 Handicap - 1600m

03 February 2023 - 20:40



Track Rating: Good 4, Weather: Fine, Rail Position: +2m

| Section | | | | 200m | | | | Last 600m | |
|-------------|-----|-----------------------------------|---------|----------------------|------------------|---------------------------|---------|-----------|------------------------|
| Field Times | | | | 0:12.77 (0:12.77) | | | | 0:37.23 | |
| Rank | TAB | Horse/Jockey | Barrier | Top Speed [km/h] | Fastest Section | Margin | | | Distance Travelled [m] |
| 1 | 7 | MILLENNIUM JEWEL Heidi Gillie | 13 | 65.5 1400m | 0:11.20 1400m | 0:12.77 [1] (0:12.77) | 1:38.52 | | 0:36.88 |
| 2 | 9 | RISE'N'SHINE Craig Robertson | 9 | 65.6 1400m | 0:11.22 1400m | 0:12.72 [4] (0:12.72) | 1.3L | | 0:36.65 +2 |
| 3 | 13 | LEXI'S CHOICE Karl Zechner | 12 | 64.9 1400m | 0:11.32 1400m | 0:12.69 [7] (0:12.69) | 1.6L | | 0:36.55 +5 |
| 4 | 4 | WIZARD OF VISP Micheal Hellyer | 15 | 65.4 1400m | 0:11.30 1400m | 0:12.99 [3] (0:12.99) | 1.8L | | 0:37.01 +3 |
| 5 | 6 | GAP YEAR Ben Thompson | 8 | 67.3 1400m | 0:11.11 1400m | 0:13.08 [2] (0:13.08) | 2L | | 0:37.50 +4 |
| 6 | 8 | KABOOM James Orman | 14 | 65.6 1400m | 0:11.43 1400m | 0:13.00 [6] (0:13.00) | 2.8L | | 0:36.74 +1 |
| 7 | 15 | A DEVIL'S CHANCE Adin Thompson | 4 | 64.2 1400m | 0:11.46 1400m | 0:12.85 [10] (0:12.85) | 3L | | 0:36.80 +0 |
| 8 | 2 | KINKUNA Matthew Powell | 11 | 65.4 1400m | 0:11.37 1400m | 0:13.19 [8] (0:13.19) | 4.3L | | 0:37.27 -1 |
| 9 | 10 | SHE'S ENUFF Justin Huxtable | 5 | 66.3 1400m | 0:11.16 1400m | 0:13.26 [9] (0:13.26) | 4.7L | | 0:37.53 +0 |
| 10 | 3 | SCENIC RIM Cody Collis | 2 | 66.6 1400m | 0:11.11 1400m | 0:14.39 [5] (0:14.39) | 10.5L | | 0:39.13 +1 |

Scratched: Sarsen (#1), Enterprise Jewel (#5)

[] Ranking at each section and finish
 -:-:- No data available at this section
 NA No data available

SCN Saddle cloth number
 DNF Did not finish
 DNT Did not track



Sunshine Coast QLD Professional
Race 6: SOMMER PETROLEUM BENCHMARK 58 Handicap - 1600m
03 February 2023 - 20:40



Track Rating: Good 4, Weather: Fine, Rail Position: +2m

| Section | | | | 200m | | | | Last 600m | |
|-------------|-----|---|---------|----------------------|------------------|---------------------------|-------|-----------|------------------------|
| Field Times | | | | 0:12.77 (0:12.77) | | | | 0:37.23 | |
| Rank | TAB | Horse/Jockey | Barrier | Top Speed [km/h] | Fastest Section | Margin | | | Distance Travelled [m] |
| 11 | 11 | MISS ANTARCTICA Nathan Thomas | 1 | 65.6 1400m | 0:11.24 1400m | 0:14.59 [12] (0:14.59) | 15.3L | | 0:39.49 +1 |
| 12 | 14 | RAINS APLENTY Anthony Allen | 7 | 65.9 1400m | 0:11.23 1400m | 0:15.16 [13] (0:15.16) | 19.8L | | 0:40.03 -1 |
| 13 | 12 | BRAZETTI Tiffani Brooker | 3 | 67.1 1400m | 0:11.16 1400m | 0:15.96 [11] (0:15.96) | 21.8L | | 0:41.03 -4 |

Scratched: Sarsen (#1), Enterprise Jewel (#5)

[] Ranking at each section and finish
 -:-:- No data available at this section
 NA No data available

SCN Saddle cloth number
 DNF Did not finish
 DNT Did not track



| | |
|--------------------------------|------------------|
| Horse/Jockey Name | Millennium Jewel |
| Final Rank | 1 |
| Fastest Section Time (Section) | 0:11.20 (1400m) |
| Top Speed [km/h] (Section) | 65.5 (1400m) |
| Race State | Finished |



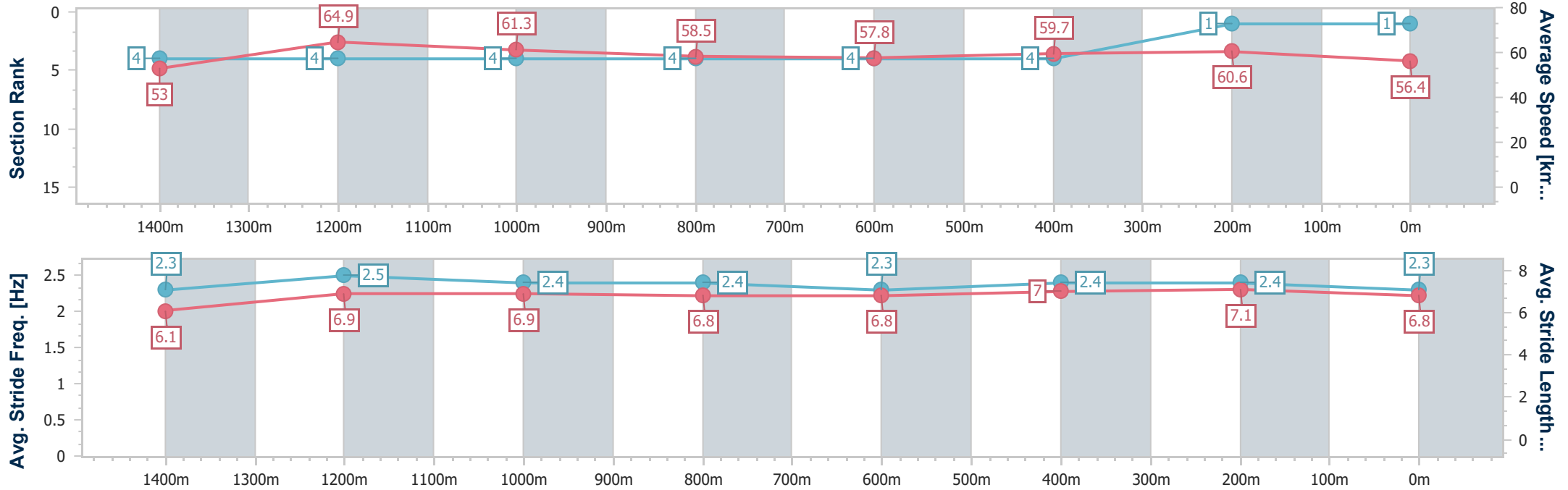
Sunshine Coast QLD Professional
Race 6: SOMMER PETROLEUM BENCHMARK 58 Handicap - 1600m



03 February 2023 - 20:40

Track Rating: Good 4, Weather: Fine, Rail Position: +2m

| Section | Overall | 1400m | 1200m | 1000m | 800m | 600m | 400m | 200m |
|------------------------|--------------------------|--------------------------|--------------------------|--------------------------|--------------------------|--------------------------|--------------------------|--------------------------|
| Section Times | 1:38.52 [1] (0:13.61) | 1:24.91 [4] (0:11.20) | 1:13.71 [4] (0:11.78) | 1:01.93 [4] (0:12.42) | 0:49.51 [4] (0:12.63) | 0:36.88 [4] (0:12.23) | 0:24.65 [4] (0:11.88) | 0:12.77 [1] (0:12.77) |
| Average Speed [km/h] | 53.0 | 64.9 | 61.3 | 58.5 | 57.8 | 59.7 | 60.6 | 56.4 |
| Top Speed [km/h] | 65.2 | 65.5 | 63.5 | 59.5 | 60.1 | 61.2 | 61.8 | 59.3 |
| Avg. Dist. to Rail [m] | 11.5 | 4.5 | 3.8 | 3.5 | 2.7 | 2.3 | 4.8 | 5.8 |
| Avg. Stride Freq. [Hz] | 2.3 | 2.5 | 2.4 | 2.4 | 2.3 | 2.4 | 2.4 | 2.3 |
| Avg. Stride Length [m] | 6.1 | 6.9 | 6.9 | 6.8 | 6.8 | 7.0 | 7.1 | 6.8 |



- [] Ranking at each section and finish
- .-.- No data available at this section
- NA No data available



| | |
|--------------------------------|-----------------|
| Horse/Jockey Name | Rise'n'shine |
| Final Rank | 2 |
| Fastest Section Time (Section) | 0:11.22 (1400m) |
| Top Speed [km/h] (Section) | 65.6 (1400m) |
| Race State | Finished |



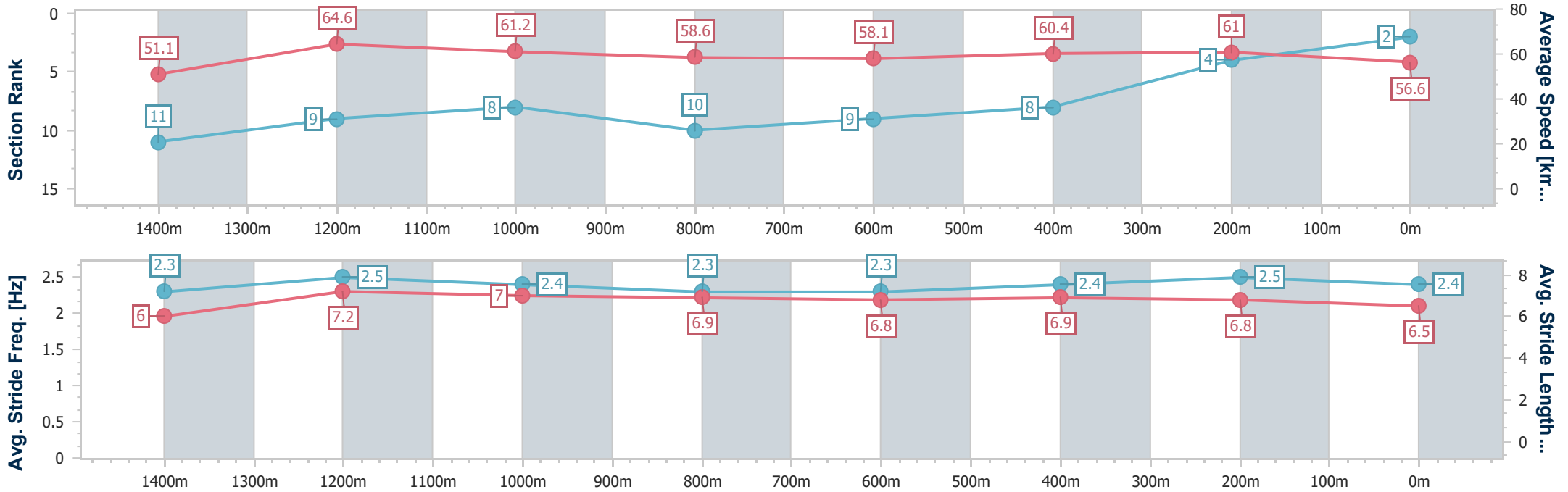
Sunshine Coast QLD Professional
Race 6: SOMMER PETROLEUM BENCHMARK 58 Handicap - 1600m



03 February 2023 - 20:40

Track Rating: Good 4, Weather: Fine, Rail Position: +2m

| Section | Overall | 1400m | 1200m | 1000m | 800m | 600m | 400m | 200m |
|------------------------|--------------------------|---------------------------|--------------------------|--------------------------|---------------------------|--------------------------|--------------------------|--------------------------|
| Section Times | 1:38.73 [2] (0:14.11) | 1:24.62 [11] (0:11.22) | 1:13.40 [9] (0:11.79) | 1:01.61 [8] (0:12.38) | 0:49.23 [10] (0:12.58) | 0:36.65 [9] (0:12.13) | 0:24.52 [8] (0:11.80) | 0:12.72 [4] (0:12.72) |
| Average Speed [km/h] | 51.1 | 64.6 | 61.2 | 58.6 | 58.1 | 60.4 | 61.0 | 56.6 |
| Top Speed [km/h] | 64.3 | 65.6 | 64.0 | 60.2 | 60.7 | 61.3 | 62.1 | 59.8 |
| Avg. Dist. to Rail [m] | 8.8 | 3.1 | 3.1 | 3.2 | 2.5 | 3.0 | 7.0 | 9.9 |
| Avg. Stride Freq. [Hz] | 2.3 | 2.5 | 2.4 | 2.3 | 2.3 | 2.4 | 2.5 | 2.4 |
| Avg. Stride Length [m] | 6.0 | 7.2 | 7.0 | 6.9 | 6.8 | 6.9 | 6.8 | 6.5 |



- [] Ranking at each section and finish
- .-.- No data available at this section
- NA No data available



| | |
|--------------------------------|-----------------|
| Horse/Jockey Name | Lexi's Choice |
| Final Rank | 3 |
| Fastest Section Time (Section) | 0:11.32 (1400m) |
| Top Speed [km/h] (Section) | 64.9 (1400m) |
| Race State | Finished |



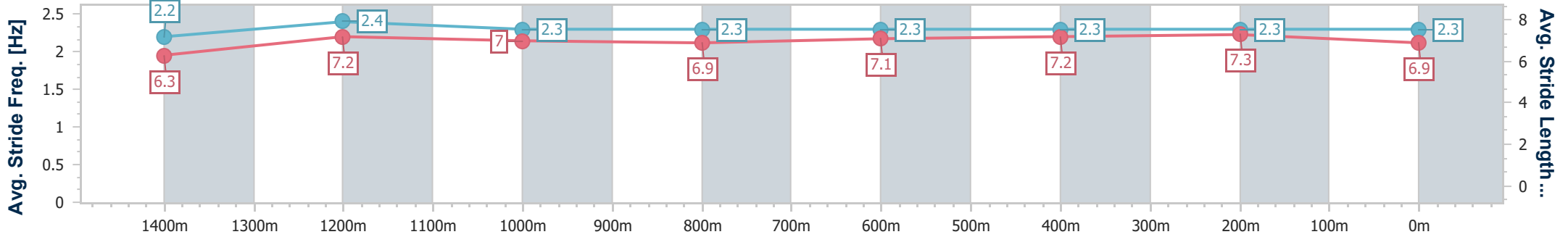
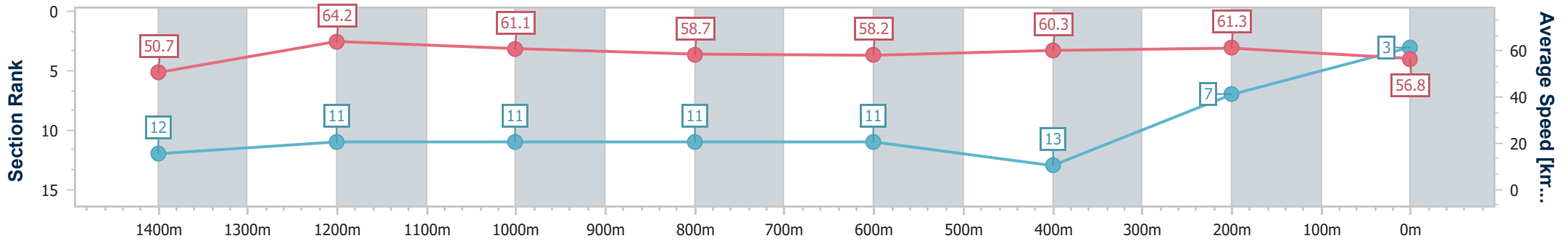
Sunshine Coast QLD Professional
Race 6: SOMMER PETROLEUM BENCHMARK 58 Handicap - 1600m



03 February 2023 - 20:40

Track Rating: Good 4, Weather: Fine, Rail Position: +2m

| Section | Overall | 1400m | 1200m | 1000m | 800m | 600m | 400m | 200m |
|------------------------|--------------------------|---------------------------|---------------------------|---------------------------|---------------------------|---------------------------|---------------------------|--------------------------|
| Section Times | 1:38.82 [3] (0:14.21) | 1:24.61 [12] (0:11.32) | 1:13.29 [11] (0:11.80) | 1:01.49 [11] (0:12.35) | 0:49.14 [11] (0:12.59) | 0:36.55 [11] (0:12.12) | 0:24.43 [13] (0:11.74) | 0:12.69 [7] (0:12.69) |
| Average Speed [km/h] | 50.7 | 64.2 | 61.1 | 58.7 | 58.2 | 60.3 | 61.3 | 56.8 |
| Top Speed [km/h] | 64.4 | 64.9 | 62.8 | 59.5 | 60.9 | 62.5 | 62.5 | 59.9 |
| Avg. Dist. to Rail [m] | 10.4 | 3.5 | 2.8 | 2.5 | 2.6 | 2.7 | 4.6 | 4.6 |
| Avg. Stride Freq. [Hz] | 2.2 | 2.4 | 2.3 | 2.3 | 2.3 | 2.3 | 2.3 | 2.3 |
| Avg. Stride Length [m] | 6.3 | 7.2 | 7.0 | 6.9 | 7.1 | 7.2 | 7.3 | 6.9 |



- [] Ranking at each section and finish
- .-.- No data available at this section
- NA No data available



| | |
|--------------------------------|-----------------|
| Horse/Jockey Name | Wizard Of Visp |
| Final Rank | 4 |
| Fastest Section Time (Section) | 0:11.30 (1400m) |
| Top Speed [km/h] (Section) | 65.4 (1400m) |
| Race State | Finished |



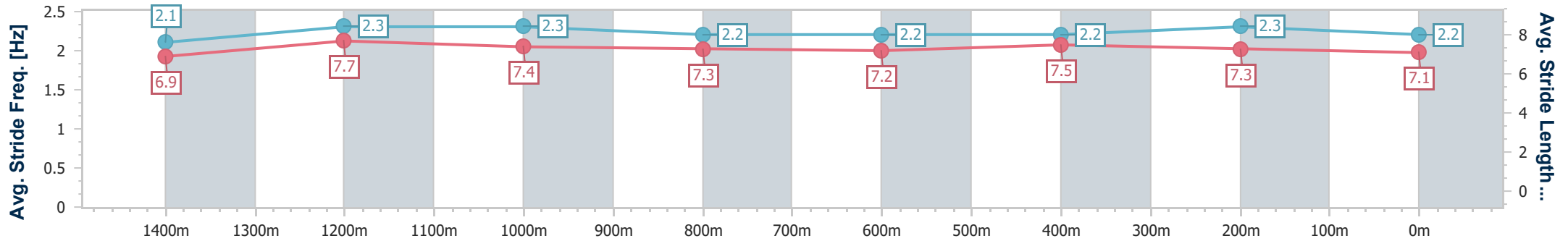
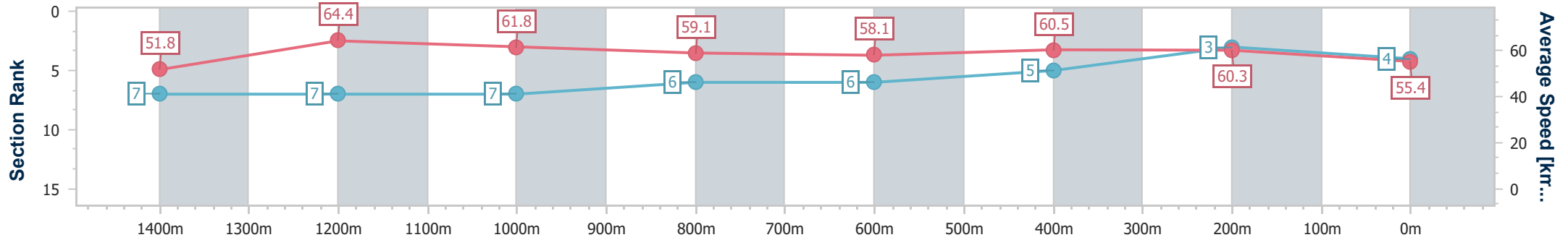
Sunshine Coast QLD Professional
Race 6: SOMMER PETROLEUM BENCHMARK 58 Handicap - 1600m



03 February 2023 - 20:40

Track Rating: Good 4, Weather: Fine, Rail Position: +2m

| Section | Overall | 1400m | 1200m | 1000m | 800m | 600m | 400m | 200m |
|------------------------|--------------------------|--------------------------|--------------------------|--------------------------|--------------------------|--------------------------|--------------------------|--------------------------|
| Section Times | 1:38.87 [4] (0:13.92) | 1:24.95 [7] (0:11.30) | 1:13.65 [7] (0:11.69) | 1:01.96 [7] (0:12.29) | 0:49.67 [6] (0:12.66) | 0:37.01 [6] (0:12.07) | 0:24.94 [5] (0:11.95) | 0:12.99 [3] (0:12.99) |
| Average Speed [km/h] | 51.8 | 64.4 | 61.8 | 59.1 | 58.1 | 60.5 | 60.3 | 55.4 |
| Top Speed [km/h] | 65.3 | 65.4 | 63.1 | 61.0 | 60.3 | 61.2 | 61.4 | 58.3 |
| Avg. Dist. to Rail [m] | 12.5 | 4.6 | 3.7 | 4.2 | 3.4 | 2.6 | 5.2 | 7.2 |
| Avg. Stride Freq. [Hz] | 2.1 | 2.3 | 2.3 | 2.2 | 2.2 | 2.2 | 2.3 | 2.2 |
| Avg. Stride Length [m] | 6.9 | 7.7 | 7.4 | 7.3 | 7.2 | 7.5 | 7.3 | 7.1 |



- [] Ranking at each section and finish
- .-.- No data available at this section
- NA No data available



| | |
|--------------------------------|-----------------|
| Horse/Jockey Name | Gap Year |
| Final Rank | 5 |
| Fastest Section Time (Section) | 0:11.11 (1400m) |
| Top Speed [km/h] (Section) | 67.3 (1400m) |
| Race State | Finished |



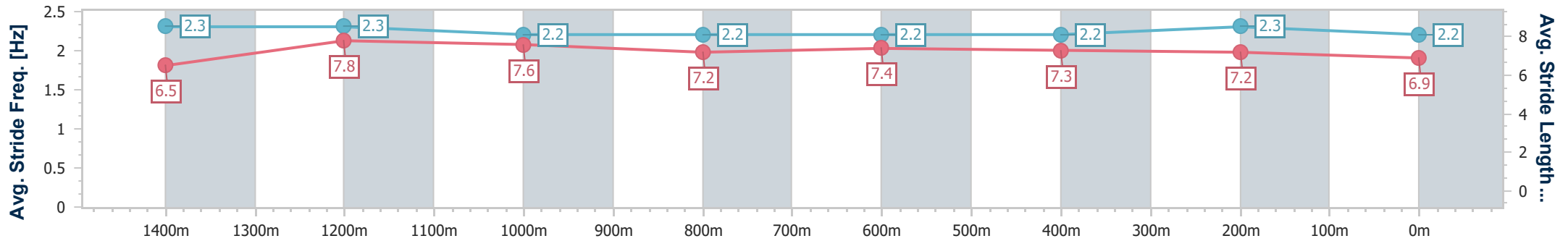
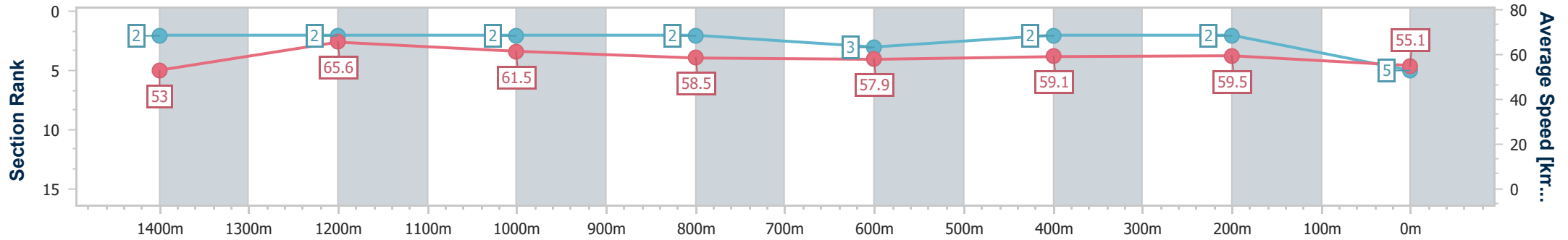
Sunshine Coast QLD Professional
Race 6: SOMMER PETROLEUM BENCHMARK 58 Handicap - 1600m



03 February 2023 - 20:40

Track Rating: Good 4, Weather: Fine, Rail Position: +2m

| Section | Overall | 1400m | 1200m | 1000m | 800m | 600m | 400m | 200m |
|------------------------|--------------------------|--------------------------|--------------------------|--------------------------|--------------------------|--------------------------|--------------------------|--------------------------|
| Section Times | 1:38.92 [5] (0:13.57) | 1:25.35 [2] (0:11.11) | 1:14.24 [2] (0:11.77) | 1:02.47 [2] (0:12.39) | 0:50.08 [2] (0:12.58) | 0:37.50 [3] (0:12.33) | 0:25.17 [2] (0:12.09) | 0:13.08 [2] (0:13.08) |
| Average Speed [km/h] | 53.0 | 65.6 | 61.5 | 58.5 | 57.9 | 59.1 | 59.5 | 55.1 |
| Top Speed [km/h] | 66.4 | 67.3 | 62.9 | 61.4 | 58.9 | 60.1 | 60.4 | 57.7 |
| Avg. Dist. to Rail [m] | 8.3 | 4.3 | 2.9 | 3.1 | 2.2 | 1.8 | 2.8 | 2.8 |
| Avg. Stride Freq. [Hz] | 2.3 | 2.3 | 2.2 | 2.2 | 2.2 | 2.2 | 2.3 | 2.2 |
| Avg. Stride Length [m] | 6.5 | 7.8 | 7.6 | 7.2 | 7.4 | 7.3 | 7.2 | 6.9 |



- [] Ranking at each section and finish
- .-.-.- No data available at this section
- NA No data available



| | |
|--------------------------------|-----------------|
| Horse/Jockey Name | Kaboom |
| Final Rank | 6 |
| Fastest Section Time (Section) | 0:11.43 (1400m) |
| Top Speed [km/h] (Section) | 65.6 (1400m) |
| Race State | Finished |



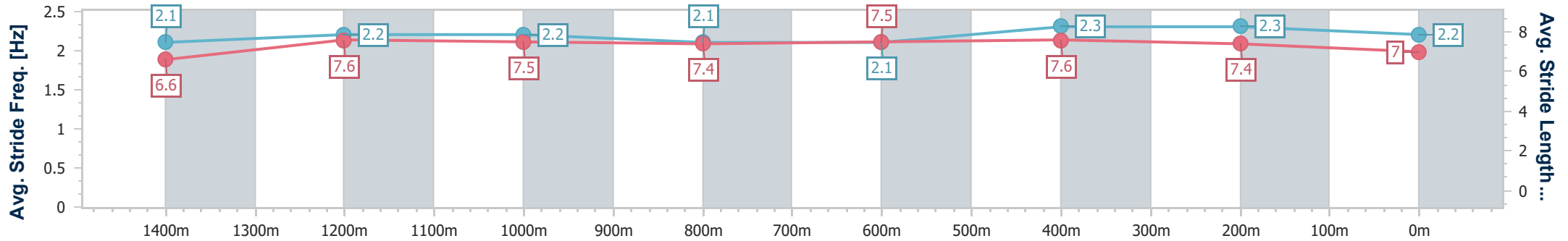
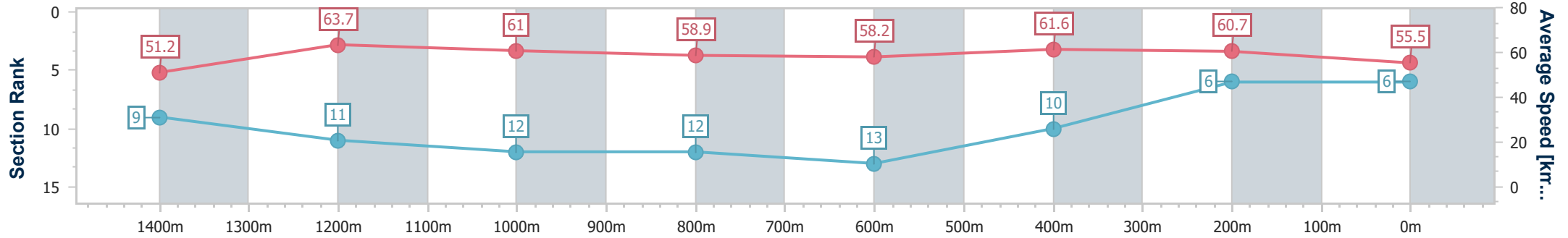
Sunshine Coast QLD Professional
Race 6: SOMMER PETROLEUM BENCHMARK 58 Handicap - 1600m



03 February 2023 - 20:40

Track Rating: Good 4, Weather: Fine, Rail Position: +2m

| Section | Overall | 1400m | 1200m | 1000m | 800m | 600m | 400m | 200m |
|------------------------|--------------------------|--------------------------|---------------------------|---------------------------|---------------------------|---------------------------|---------------------------|--------------------------|
| Section Times | 1:39.06 [6] (0:14.10) | 1:24.96 [9] (0:11.43) | 1:13.53 [11] (0:11.85) | 1:01.68 [12] (0:12.33) | 0:49.35 [12] (0:12.61) | 0:36.74 [13] (0:11.89) | 0:24.85 [10] (0:11.85) | 0:13.00 [6] (0:13.00) |
| Average Speed [km/h] | 51.2 | 63.7 | 61.0 | 58.9 | 58.2 | 61.6 | 60.7 | 55.5 |
| Top Speed [km/h] | 65.5 | 65.6 | 62.3 | 59.4 | 61.2 | 62.5 | 62.3 | 59.1 |
| Avg. Dist. to Rail [m] | 11.5 | 5.1 | 3.9 | 3.6 | 3.1 | 3.1 | 6.8 | 9.5 |
| Avg. Stride Freq. [Hz] | 2.1 | 2.2 | 2.2 | 2.1 | 2.1 | 2.3 | 2.3 | 2.2 |
| Avg. Stride Length [m] | 6.6 | 7.6 | 7.5 | 7.4 | 7.5 | 7.6 | 7.4 | 7.0 |



- [] Ranking at each section and finish
- .-.- No data available at this section
- NA No data available



| | |
|--------------------------------|------------------|
| Horse/Jockey Name | A Devil's Chance |
| Final Rank | 7 |
| Fastest Section Time (Section) | 0:11.46 (1400m) |
| Top Speed [km/h] (Section) | 64.2 (1400m) |
| Race State | Finished |



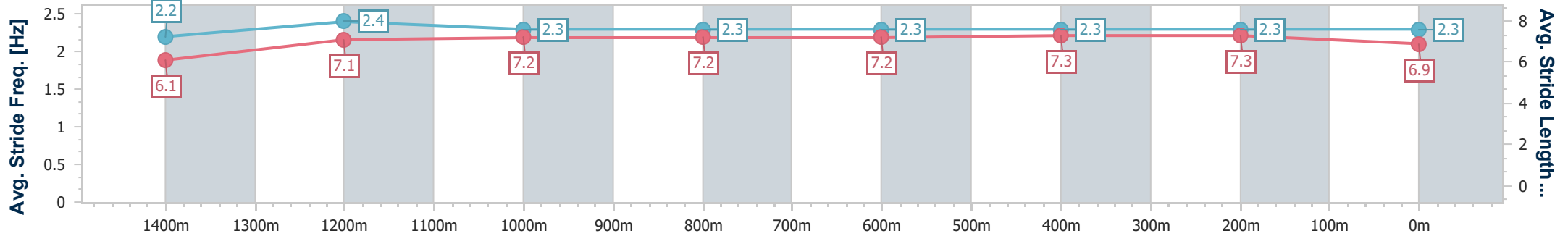
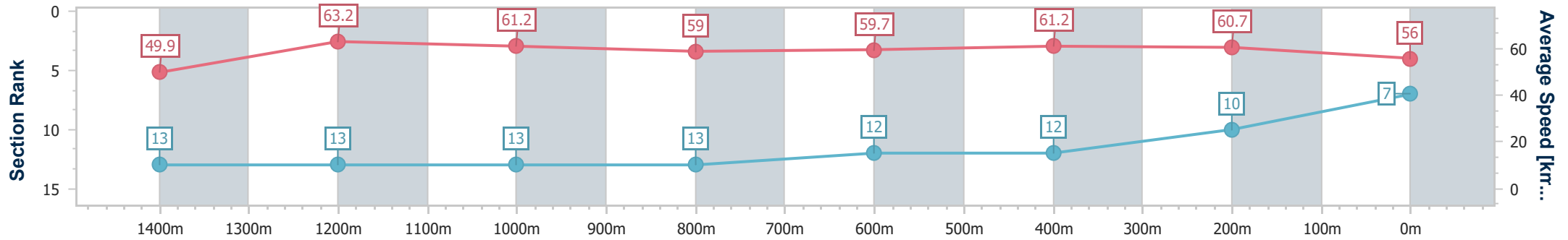
Sunshine Coast QLD Professional
Race 6: SOMMER PETROLEUM BENCHMARK 58 Handicap - 1600m



03 February 2023 - 20:40

Track Rating: Good 4, Weather: Fine, Rail Position: +2m

| Section | Overall | 1400m | 1200m | 1000m | 800m | 600m | 400m | 200m |
|------------------------|--------------------------|---------------------------|---------------------------|---------------------------|---------------------------|---------------------------|---------------------------|---------------------------|
| Section Times | 1:39.10 [7] (0:14.43) | 1:24.67 [13] (0:11.46) | 1:13.21 [13] (0:11.80) | 1:01.41 [13] (0:12.29) | 0:49.12 [13] (0:12.32) | 0:36.80 [12] (0:12.07) | 0:24.73 [12] (0:11.88) | 0:12.85 [10] (0:12.85) |
| Average Speed [km/h] | 49.9 | 63.2 | 61.2 | 59.0 | 59.7 | 61.2 | 60.7 | 56.0 |
| Top Speed [km/h] | 62.1 | 64.2 | 62.3 | 59.8 | 61.6 | 62.3 | 61.9 | 59.3 |
| Avg. Dist. to Rail [m] | 5.2 | 3.2 | 3.4 | 3.2 | 3.7 | 4.6 | 8.4 | 12.1 |
| Avg. Stride Freq. [Hz] | 2.2 | 2.4 | 2.3 | 2.3 | 2.3 | 2.3 | 2.3 | 2.3 |
| Avg. Stride Length [m] | 6.1 | 7.1 | 7.2 | 7.2 | 7.2 | 7.3 | 7.3 | 6.9 |



- [] Ranking at each section and finish
- .-.- No data available at this section
- NA No data available



| | |
|--------------------------------|-----------------|
| Horse/Jockey Name | Kinkuna |
| Final Rank | 8 |
| Fastest Section Time (Section) | 0:11.37 (1400m) |
| Top Speed [km/h] (Section) | 65.4 (1400m) |
| Race State | Finished |



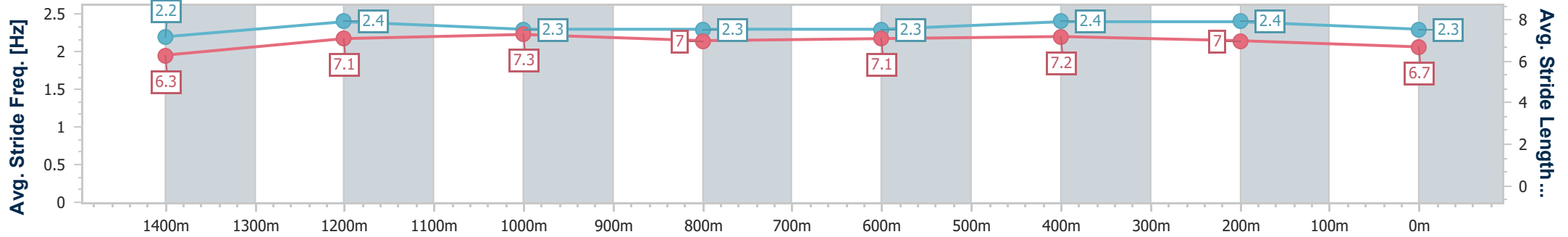
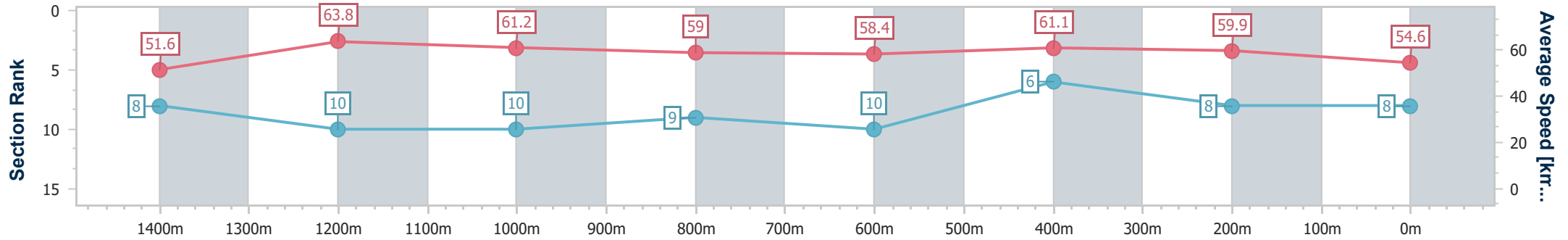
Sunshine Coast QLD Professional
Race 6: SOMMER PETROLEUM BENCHMARK 58 Handicap - 1600m



03 February 2023 - 20:40

Track Rating: Good 4, Weather: Fine, Rail Position: +2m

| Section | Overall | 1400m | 1200m | 1000m | 800m | 600m | 400m | 200m |
|------------------------|--------------------------|--------------------------|---------------------------|---------------------------|--------------------------|---------------------------|--------------------------|--------------------------|
| Section Times | 1:39.35 [8] (0:13.97) | 1:25.38 [8] (0:11.37) | 1:14.01 [10] (0:11.83) | 1:02.18 [10] (0:12.32) | 0:49.86 [9] (0:12.59) | 0:37.27 [10] (0:12.07) | 0:25.20 [6] (0:12.01) | 0:13.19 [8] (0:13.19) |
| Average Speed [km/h] | 51.6 | 63.8 | 61.2 | 59.0 | 58.4 | 61.1 | 59.9 | 54.6 |
| Top Speed [km/h] | 65.4 | 65.4 | 63.0 | 60.1 | 60.5 | 62.5 | 61.7 | 57.2 |
| Avg. Dist. to Rail [m] | 9.9 | 4.1 | 4.4 | 4.1 | 3.7 | 4.0 | 8.7 | 10.4 |
| Avg. Stride Freq. [Hz] | 2.2 | 2.4 | 2.3 | 2.3 | 2.3 | 2.4 | 2.4 | 2.3 |
| Avg. Stride Length [m] | 6.3 | 7.1 | 7.3 | 7.0 | 7.1 | 7.2 | 7.0 | 6.7 |



- [] Ranking at each section and finish
- .-.- No data available at this section
- NA No data available



| | |
|--------------------------------|-----------------|
| Horse/Jockey Name | She's Enuff |
| Final Rank | 9 |
| Fastest Section Time (Section) | 0:11.16 (1400m) |
| Top Speed [km/h] (Section) | 66.3 (1400m) |
| Race State | Finished |



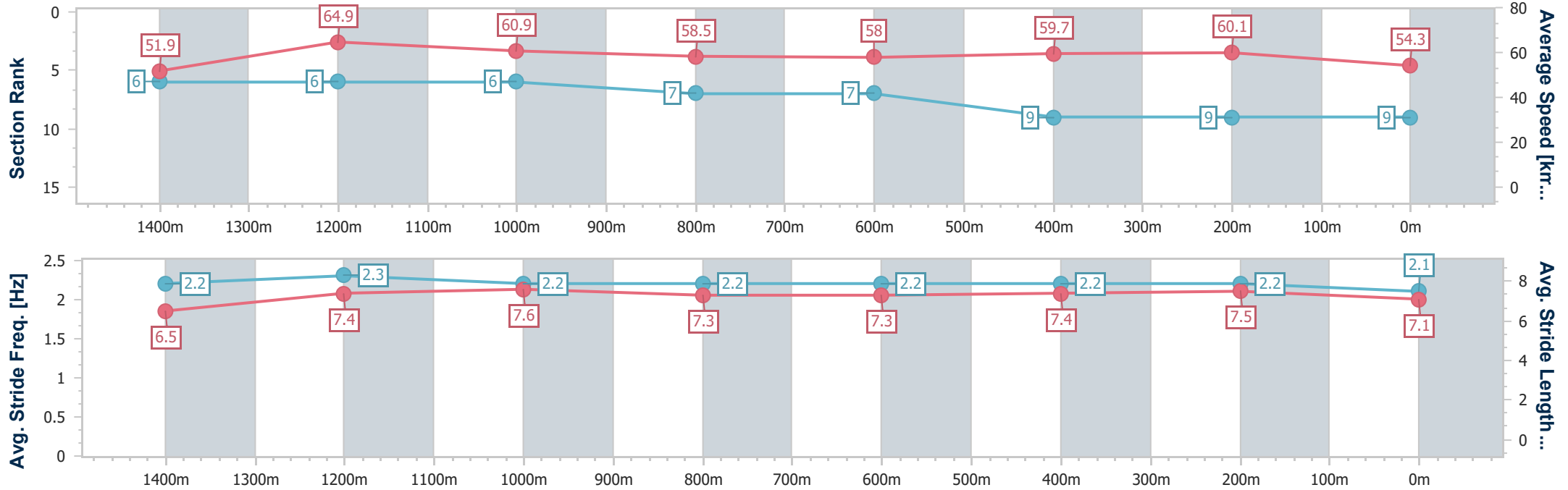
Sunshine Coast QLD Professional
 Race 6: SOMMER PETROLEUM BENCHMARK 58 Handicap - 1600m



03 February 2023 - 20:40

Track Rating: Good 4, Weather: Fine, Rail Position: +2m

| Section | Overall | 1400m | 1200m | 1000m | 800m | 600m | 400m | 200m |
|------------------------|--------------------------|--------------------------|--------------------------|--------------------------|--------------------------|--------------------------|--------------------------|--------------------------|
| Section Times | 1:39.44 [9] (0:13.86) | 1:25.58 [6] (0:11.16) | 1:14.42 [6] (0:11.87) | 1:02.55 [6] (0:12.39) | 0:50.16 [7] (0:12.63) | 0:37.53 [7] (0:12.30) | 0:25.23 [9] (0:11.97) | 0:13.26 [9] (0:13.26) |
| Average Speed [km/h] | 51.9 | 64.9 | 60.9 | 58.5 | 58.0 | 59.7 | 60.1 | 54.3 |
| Top Speed [km/h] | 66.2 | 66.3 | 62.8 | 59.6 | 59.7 | 61.2 | 61.9 | 57.0 |
| Avg. Dist. to Rail [m] | 6.2 | 3.2 | 3.3 | 3.1 | 2.8 | 3.1 | 4.8 | 5.0 |
| Avg. Stride Freq. [Hz] | 2.2 | 2.3 | 2.2 | 2.2 | 2.2 | 2.2 | 2.2 | 2.1 |
| Avg. Stride Length [m] | 6.5 | 7.4 | 7.6 | 7.3 | 7.3 | 7.4 | 7.5 | 7.1 |



- [] Ranking at each section and finish
- .-.- No data available at this section
- NA No data available



| | |
|--------------------------------|-----------------|
| Horse/Jockey Name | Scenic Rim |
| Final Rank | 10 |
| Fastest Section Time (Section) | 0:11.11 (1400m) |
| Top Speed [km/h] (Section) | 66.6 (1400m) |
| Race State | Finished |



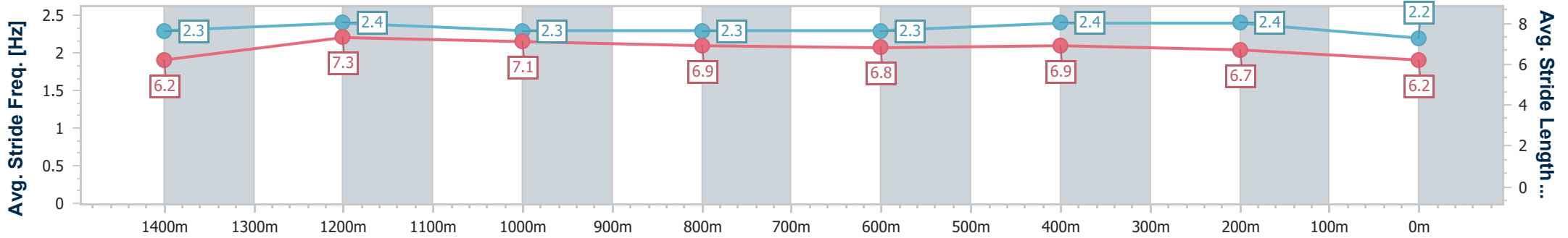
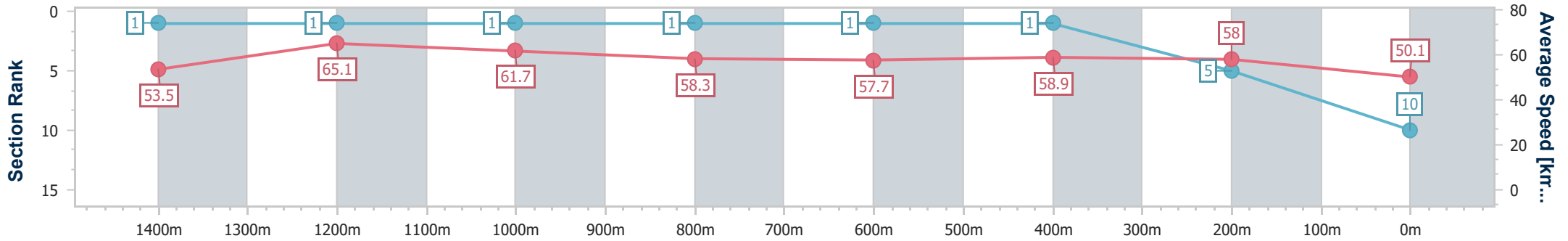
Sunshine Coast QLD Professional
Race 6: SOMMER PETROLEUM BENCHMARK 58 Handicap - 1600m



03 February 2023 - 20:40

Track Rating: Good 4, Weather: Fine, Rail Position: +2m

| Section | Overall | 1400m | 1200m | 1000m | 800m | 600m | 400m | 200m | | | | | |
|------------------------|---------------------------|--------------------------|--------------------------|--------------------------|--------------------------|--------------------------|--------------------------|--------------------------|--|--|--|--|--|
| Section Times | 1:40.42 [10] (0:13.46) | 1:26.96 [1] (0:11.11) | 1:15.85 [1] (0:11.70) | 1:04.15 [1] (0:12.41) | 0:51.74 [1] (0:12.61) | 0:39.13 [1] (0:12.31) | 0:26.82 [1] (0:12.43) | 0:14.39 [5] (0:14.39) | | | | | |
| Average Speed [km/h] | 53.5 | 65.1 | 61.7 | 58.3 | 57.7 | 58.9 | 58.0 | 50.1 | | | | | |
| Top Speed [km/h] | 66.1 | 66.6 | 63.1 | 60.0 | 58.6 | 60.0 | 60.2 | 55.5 | | | | | |
| Avg. Dist. to Rail [m] | 5.0 | 2.2 | 2.2 | 2.4 | 1.8 | 1.1 | 2.1 | 4.9 | | | | | |
| Avg. Stride Freq. [Hz] | 2.3 | 2.4 | 2.3 | 2.3 | 2.3 | 2.4 | 2.4 | 2.2 | | | | | |
| Avg. Stride Length [m] | 6.2 | 7.3 | 7.1 | 6.9 | 6.8 | 6.9 | 6.7 | 6.2 | | | | | |



- [] Ranking at each section and finish
- .-.- No data available at this section
- NA No data available



| | |
|--------------------------------|-----------------|
| Horse/Jockey Name | Miss Antarctica |
| Final Rank | 11 |
| Fastest Section Time (Section) | 0:11.24 (1400m) |
| Top Speed [km/h] (Section) | 65.6 (1400m) |
| Race State | Finished |



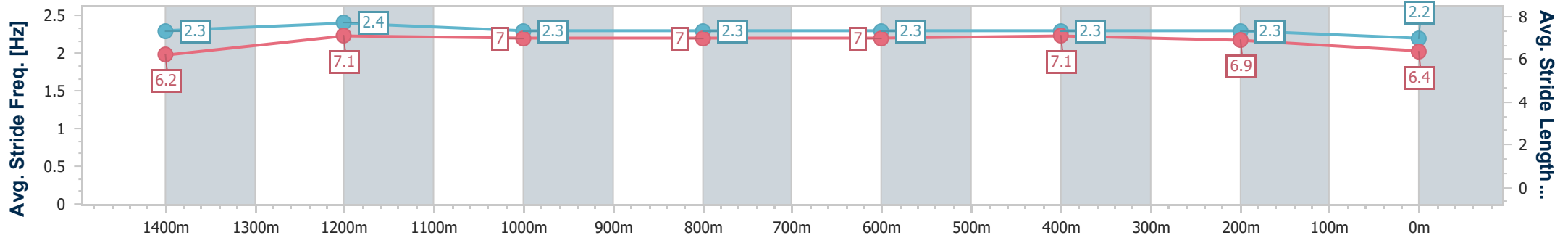
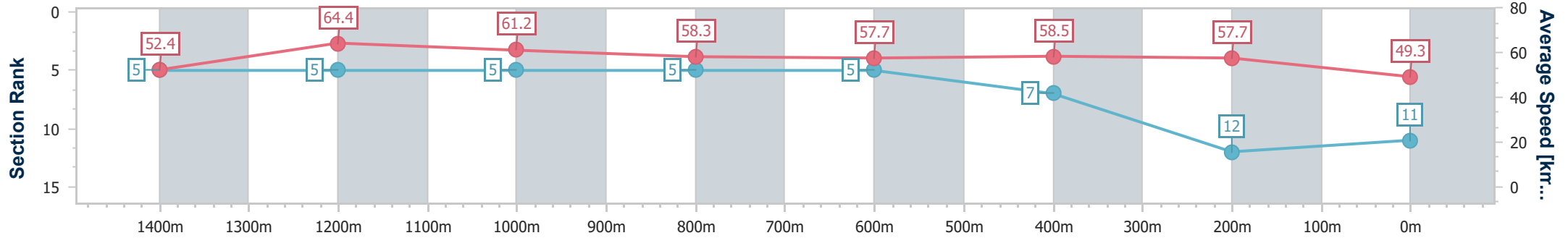
Sunshine Coast QLD Professional
Race 6: SOMMER PETROLEUM BENCHMARK 58 Handicap - 1600m



03 February 2023 - 20:40

Track Rating: Good 4, Weather: Fine, Rail Position: +2m

| Section | Overall | 1400m | 1200m | 1000m | 800m | 600m | 400m | 200m |
|------------------------|---------------------------|--------------------------|--------------------------|--------------------------|--------------------------|--------------------------|--------------------------|---------------------------|
| Section Times | 1:41.27 [11] (0:13.73) | 1:27.54 [5] (0:11.24) | 1:16.30 [5] (0:11.79) | 1:04.51 [5] (0:12.42) | 0:52.09 [5] (0:12.60) | 0:39.49 [5] (0:12.42) | 0:27.07 [7] (0:12.48) | 0:14.59 [12] (0:14.59) |
| Average Speed [km/h] | 52.4 | 64.4 | 61.2 | 58.3 | 57.7 | 58.5 | 57.7 | 49.3 |
| Top Speed [km/h] | 65.5 | 65.6 | 63.0 | 59.8 | 59.7 | 59.4 | 60.0 | 55.8 |
| Avg. Dist. to Rail [m] | 3.9 | 2.2 | 2.2 | 2.2 | 1.9 | 1.3 | 1.7 | 3.7 |
| Avg. Stride Freq. [Hz] | 2.3 | 2.4 | 2.3 | 2.3 | 2.3 | 2.3 | 2.3 | 2.2 |
| Avg. Stride Length [m] | 6.2 | 7.1 | 7.0 | 7.0 | 7.0 | 7.1 | 6.9 | 6.4 |



- [] Ranking at each section and finish
- .-.- No data available at this section
- NA No data available



| | |
|--------------------------------|-----------------|
| Horse/Jockey Name | Rains Aplenty |
| Final Rank | 12 |
| Fastest Section Time (Section) | 0:11.23 (1400m) |
| Top Speed [km/h] (Section) | 65.9 (1400m) |
| Race State | Finished |



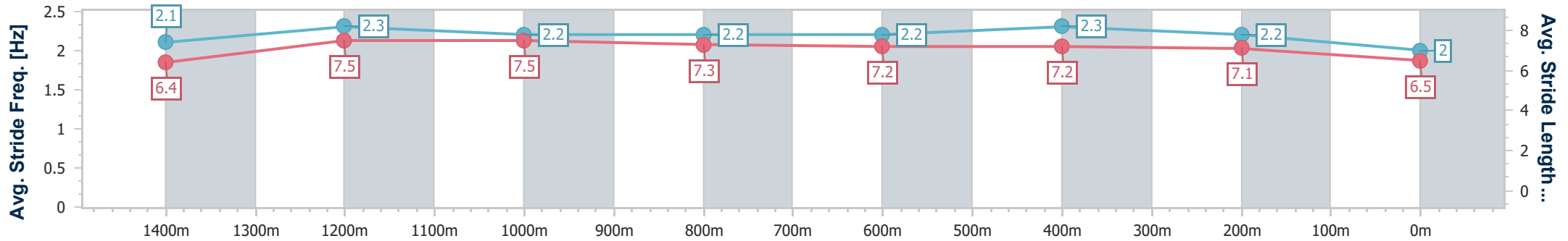
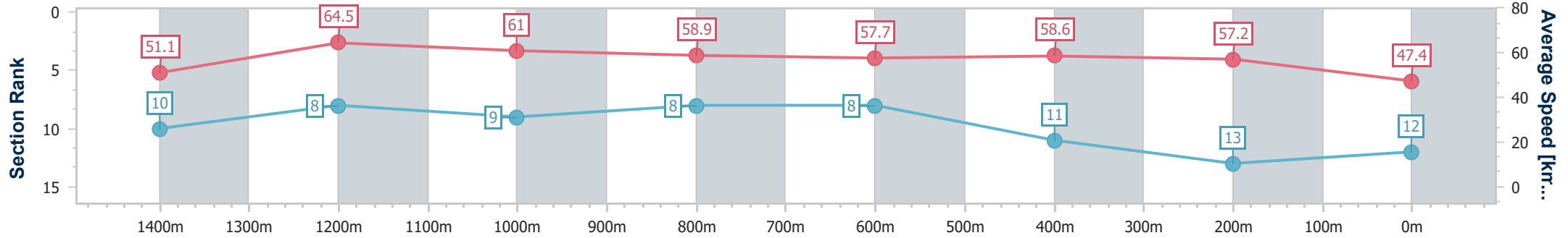
Sunshine Coast QLD Professional
Race 6: SOMMER PETROLEUM BENCHMARK 58 Handicap - 1600m



03 February 2023 - 20:40

Track Rating: Good 4, Weather: Fine, Rail Position: +2m

| Section | Overall | 1400m | 1200m | 1000m | 800m | 600m | 400m | 200m |
|------------------------|---------------------------|---------------------------|--------------------------|--------------------------|--------------------------|--------------------------|---------------------------|---------------------------|
| Section Times | 1:42.06 [12] (0:14.10) | 1:27.96 [10] (0:11.23) | 1:16.73 [8] (0:11.81) | 1:04.92 [9] (0:12.29) | 0:52.63 [8] (0:12.60) | 0:40.03 [8] (0:12.29) | 0:27.74 [11] (0:12.58) | 0:15.16 [13] (0:15.16) |
| Average Speed [km/h] | 51.1 | 64.5 | 61.0 | 58.9 | 57.7 | 58.6 | 57.2 | 47.4 |
| Top Speed [km/h] | 65.5 | 65.9 | 62.7 | 59.8 | 59.6 | 59.5 | 60.0 | 52.7 |
| Avg. Dist. to Rail [m] | 6.9 | 2.2 | 2.3 | 2.1 | 1.3 | 0.5 | 0.3 | 0.7 |
| Avg. Stride Freq. [Hz] | 2.1 | 2.3 | 2.2 | 2.2 | 2.2 | 2.3 | 2.2 | 2.0 |
| Avg. Stride Length [m] | 6.4 | 7.5 | 7.5 | 7.3 | 7.2 | 7.2 | 7.1 | 6.5 |



- [] Ranking at each section and finish
- .-.- No data available at this section
- NA No data available



| | |
|--------------------------------|-----------------|
| Horse/Jockey Name | Brazetti |
| Final Rank | 13 |
| Fastest Section Time (Section) | 0:11.16 (1400m) |
| Top Speed [km/h] (Section) | 67.1 (1400m) |
| Race State | Finished |



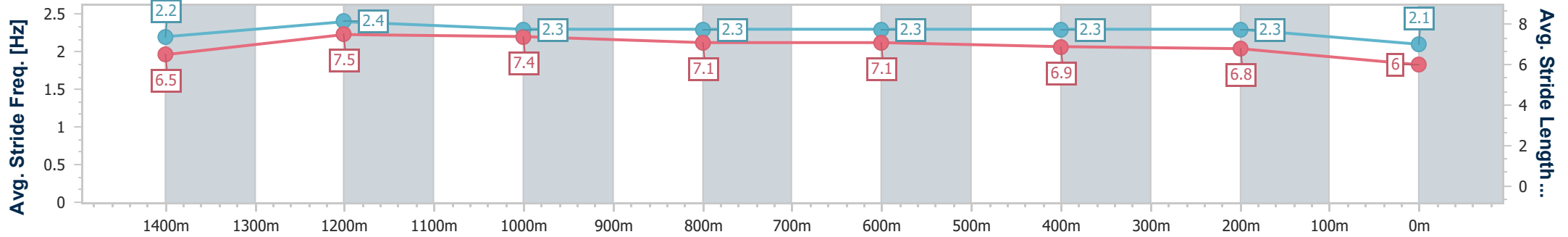
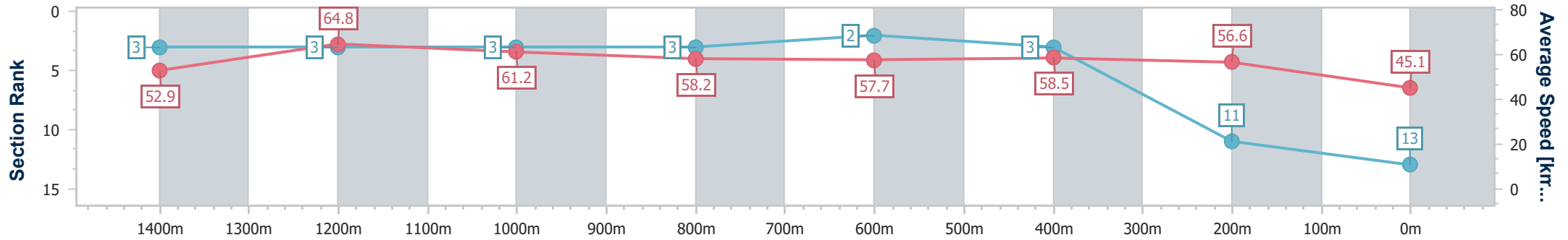
Sunshine Coast QLD Professional
Race 6: SOMMER PETROLEUM BENCHMARK 58 Handicap - 1600m



03 February 2023 - 20:40

Track Rating: Good 4, Weather: Fine, Rail Position: +2m

| Section | Overall | 1400m | 1200m | 1000m | 800m | 600m | 400m | 200m |
|------------------------|---------------------------|--------------------------|--------------------------|--------------------------|--------------------------|--------------------------|--------------------------|---------------------------|
| Section Times | 1:42.43 [13] (0:13.61) | 1:28.82 [3] (0:11.16) | 1:17.66 [3] (0:11.78) | 1:05.88 [3] (0:12.39) | 0:53.49 [3] (0:12.46) | 0:41.03 [2] (0:12.36) | 0:28.67 [3] (0:12.71) | 0:15.96 [11] (0:15.96) |
| Average Speed [km/h] | 52.9 | 64.8 | 61.2 | 58.2 | 57.7 | 58.5 | 56.6 | 45.1 |
| Top Speed [km/h] | 66.4 | 67.1 | 62.5 | 59.5 | 58.6 | 59.7 | 59.3 | 53.3 |
| Avg. Dist. to Rail [m] | 5.1 | 2.2 | 0.9 | 0.7 | 0.3 | 0.4 | 1.2 | 2.5 |
| Avg. Stride Freq. [Hz] | 2.2 | 2.4 | 2.3 | 2.3 | 2.3 | 2.3 | 2.3 | 2.1 |
| Avg. Stride Length [m] | 6.5 | 7.5 | 7.4 | 7.1 | 7.1 | 6.9 | 6.8 | 6.0 |



- [] Ranking at each section and finish
- .-.- No data available at this section
- NA No data available