

Ipswich QLD Professional

Race 5: IEEC OPEN EVENING FROM 4PM Maiden Handicap - 1080m

02 February 2023 - 15:58

Track Rating: Soft 5, Weather: Fine, Rail Position: True Entire Course

| Section | | Field Times | | | | | | | | | | | Last 600m | | | | | |
|---------|-----|--|----------------------|----------------------|----------------------|---------------------------|---------------------------|---------------------------|---------------------------|---------------------------|---------------------------|---------|-----------|----|--|--|--------|------------------------|
| | | Overall | 1000m | 800m | 600m | 400m | 200m | | | | | | 0:33.80 | | | | | |
| | | 1:01.55 (0:05.98) | 0:55.57 (0:10.85) | 0:44.72 (0:10.92) | 0:33.80 (0:11.22) | 0:22.58 (0:11.20) | 0:11.38 (0:11.38) | | | | | | | | | | | |
| Rank | TAB | Horse/Jockey | Barrier | Top Speed [km/h] | Fastest Section | | | | | | | | | | | | Margin | Distance Travelled [m] |
| 1 | 8 | GRANITE PRINCE Isabella Rabjones | 3 | 68.3 1000m | 0:06.02 Overall | 1:01.55 [1] (0:06.02) | 0:55.53 [2] (0:10.81) | 0:44.72 [1] (0:10.92) | 0:33.80 [2] (0:11.22) | 0:22.58 [1] (0:11.20) | 0:11.38 [1] (0:11.38) | 1:01.55 | 0:33.80 | | | | | |
| 2 | 1 | DARK HARMONY Jim Byrne | 4 | 68.1 800m | 0:06.16 Overall | 1:01.68 [2] (0:06.16) | 0:55.52 [4] (0:11.08) | 0:44.44 [4] (0:10.81) | 0:33.63 [5] (0:11.18) | 0:22.45 [4] (0:11.13) | 0:11.32 [2] (0:11.32) | 0.5L | 0:33.63 | +4 | | | | |
| 3 | 11 | HEROIC MISS Justin Huxtable | 19 | 67.6 800m | 0:06.26 Overall | 1:02.08 [3] (0:06.26) | 0:55.82 [7] (0:11.16) | 0:44.66 [7] (0:10.75) | 0:33.91 [6] (0:11.20) | 0:22.71 [5] (0:11.26) | 0:11.45 [5] (0:11.45) | 2.8L | 0:33.91 | +5 | | | | |
| 4 | 5 | MUST James Orman | 9 | 67.8 800m | 0:06.31 Overall | 1:02.21 [4] (0:06.31) | 0:55.90 [8] (0:11.42) | 0:44.48 [8] (0:10.83) | 0:33.65 [8] (0:11.20) | 0:22.45 [8] (0:11.17) | 0:11.28 [7] (0:11.28) | 3.3L | 0:33.65 | +6 | | | | |
| 5 | 4 | CAMPIONE Ben Thompson | 7 | 66.9 800m | 0:06.25 Overall | 1:02.31 [5] (0:06.25) | 0:56.06 [6] (0:11.11) | 0:44.95 [6] (0:10.83) | 0:34.12 [7] (0:11.30) | 0:22.82 [7] (0:11.30) | 0:11.52 [6] (0:11.52) | 3.8L | 0:34.12 | +0 | | | | |
| 5 | 20 | POWER SISTER Micheal Hellyer | 1 | 68.1 800m | 0:05.98 Overall | 1:02.31 [5] (0:05.98) | 0:56.33 [1] (0:11.07) | 0:45.26 [3] (0:10.88) | 0:34.38 [3] (0:11.24) | 0:23.14 [3] (0:11.32) | 0:11.82 [3] (0:11.82) | 3.8L | 0:34.38 | +1 | | | | |
| 7 | 10 | WAN D'AMOUR Chris Taylor | 20 | 68.0 1000m | 0:06.22 Overall | 1:02.83 [7] (0:06.22) | 0:56.61 [5] (0:10.80) | 0:45.81 [2] (0:10.74) | 0:35.07 [1] (0:11.35) | 0:23.72 [2] (0:11.52) | 0:12.20 [4] (0:12.20) | 6.8L | 0:35.07 | +5 | | | | |
| 8 | 17 | PRIDE AN' JOY Hannah Richardson | 6 | 67.2 800m | 0:06.48 Overall | 1:02.90 [8] (0:06.48) | 0:56.42 [10] (0:11.30) | 0:45.12 [9] (0:10.80) | 0:34.32 [9] (0:11.23) | 0:23.09 [9] (0:11.42) | 0:11.67 [9] (0:11.67) | 7.1L | 0:34.32 | +0 | | | | |
| 9 | 14 | RED HOT LOVE Nozi Tomizawa | 5 | 67.5 1000m | 0:06.14 Overall | 1:03.14 [9] (0:06.14) | 0:57.00 [3] (0:11.10) | 0:45.90 [5] (0:10.78) | 0:35.12 [4] (0:11.46) | 0:23.66 [6] (0:11.60) | 0:12.06 [8] (0:12.06) | 8.4L | 0:35.12 | +8 | | | | |
| 10 | 21 | WANDILLA Michael Cahill | 16 | 66.1 600m | 0:06.42 Overall | 1:03.25 [10] (0:06.42) | 0:56.83 [9] (0:11.48) | 0:45.35 [10] (0:11.02) | 0:34.33 [10] (0:11.09) | 0:23.24 [10] (0:11.50) | 0:11.74 [10] (0:11.74) | 8.9L | 0:34.33 | +3 | | | | |

Scratched: I Am Takingthelot (#13), Robber Baron (#2), Termite (#3), Parues (#6), Rideau (#7), In My Feelings (#9), Dare I Say (#12), Gutho (#15), Birmingham (#16), Better Believe It (#18), Lytablaze (#19)



| | |
|--------------------------------|-------------------|
| Horse/Jockey Name | Granite Prince |
| Final Rank | 1 |
| Fastest Section Time (Section) | 0:06.02 (Overall) |
| Top Speed [km/h] (Section) | 68.3 (1000m) |
| Race State | Finished |

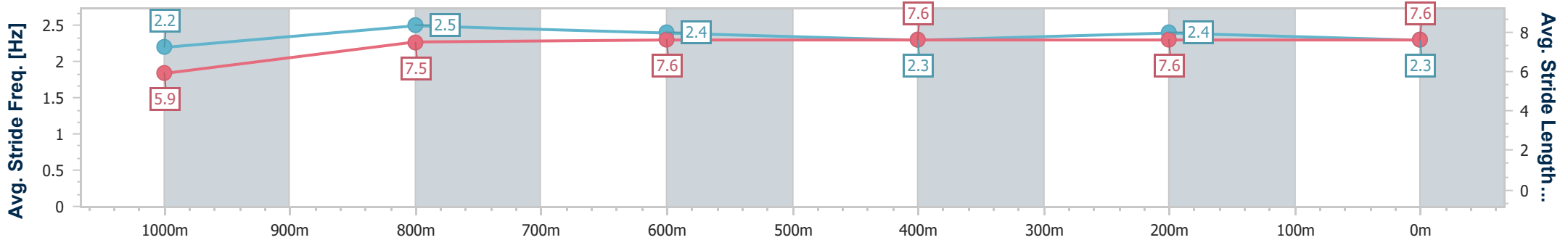
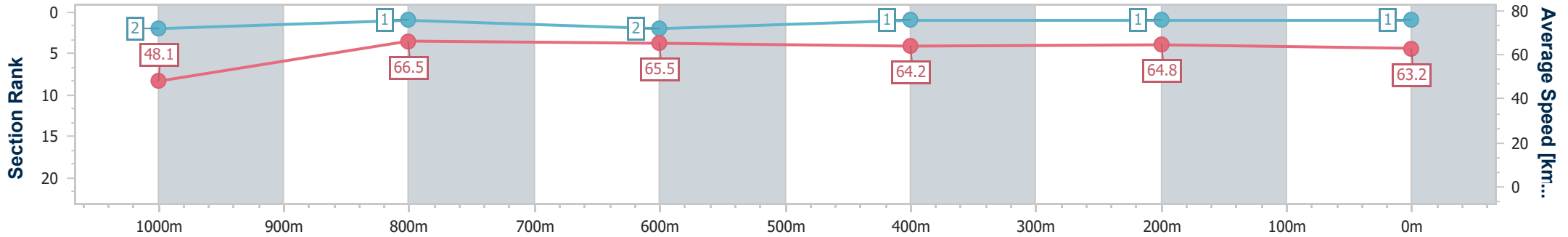


Ipswich QLD Professional
Race 5: IEEC OPEN EVENING FROM 4PM Maiden Handicap - 1080m



02 February 2023 - 15:58
Track Rating: Soft 5, Weather: Fine, Rail Position: True Entire Course

| Section | Overall | 1000m | 800m | 600m | 400m | 200m |
|------------------------|--------------------------|--------------------------|--------------------------|--------------------------|--------------------------|--------------------------|
| Section Times | 1:01.55 [1] (0:06.02) | 0:55.53 [2] (0:10.81) | 0:44.72 [1] (0:10.92) | 0:33.80 [2] (0:11.22) | 0:22.58 [1] (0:11.20) | 0:11.38 [1] (0:11.38) |
| Average Speed [km/h] | 48.1 | 66.5 | 65.5 | 64.2 | 64.8 | 63.2 |
| Top Speed [km/h] | 60.3 | 68.3 | 66.7 | 65.3 | 65.5 | 65.4 |
| Avg. Dist. to Rail [m] | 11.9 | 2.2 | 1.4 | 0.4 | 2.4 | 6.2 |
| Avg. Stride Freq. [Hz] | 2.2 | 2.5 | 2.4 | 2.3 | 2.4 | 2.3 |
| Avg. Stride Length [m] | 5.9 | 7.5 | 7.6 | 7.6 | 7.6 | 7.6 |



- [] Ranking at each section and finish
- .-.- No data available at this section
- NA No data available



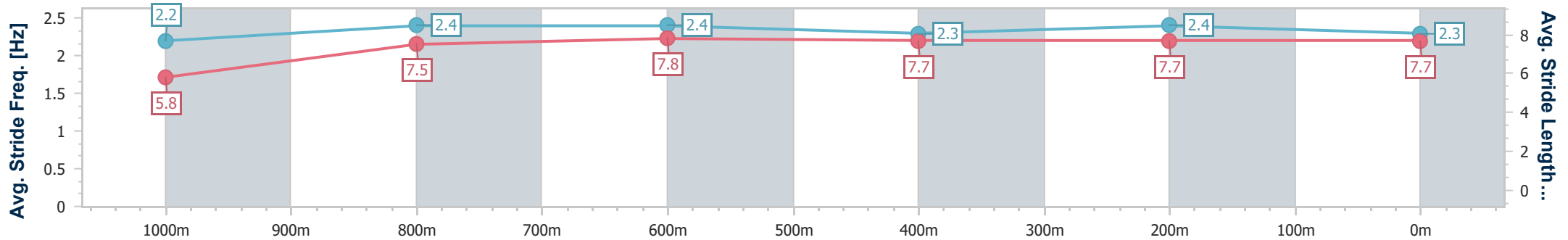
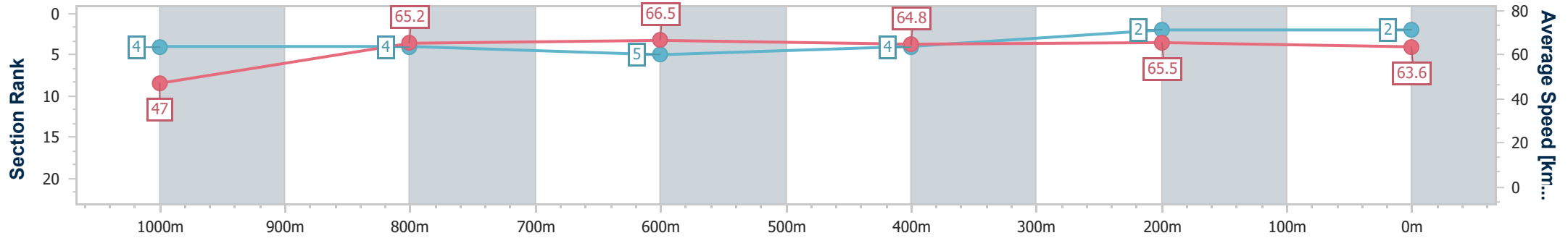
| | |
|--------------------------------|-------------------|
| Horse/Jockey Name | Dark Harmony |
| Final Rank | 2 |
| Fastest Section Time (Section) | 0:06.16 (Overall) |
| Top Speed [km/h] (Section) | 68.1 (800m) |
| Race State | Finished |



Ipswich QLD Professional
 Race 5: IEEC OPEN EVENING FROM 4PM Maiden Handicap - 1080m
 02 February 2023 - 15:58
 Track Rating: Soft 5, Weather: Fine, Rail Position: True Entire Course



| Section | Overall | 1000m | 800m | 600m | 400m | 200m |
|------------------------|--------------------------|--------------------------|--------------------------|--------------------------|--------------------------|--------------------------|
| Section Times | 1:01.68 [2] (0:06.16) | 0:55.52 [4] (0:11.08) | 0:44.44 [4] (0:10.81) | 0:33.63 [5] (0:11.18) | 0:22.45 [4] (0:11.13) | 0:11.32 [2] (0:11.32) |
| Average Speed [km/h] | 47.0 | 65.2 | 66.5 | 64.8 | 65.5 | 63.6 |
| Top Speed [km/h] | 58.6 | 67.6 | 68.1 | 65.3 | 66.0 | 65.6 |
| Avg. Dist. to Rail [m] | 12.9 | 2.8 | 0.2 | 1.2 | 3.8 | 7.5 |
| Avg. Stride Freq. [Hz] | 2.2 | 2.4 | 2.4 | 2.3 | 2.4 | 2.3 |
| Avg. Stride Length [m] | 5.8 | 7.5 | 7.8 | 7.7 | 7.7 | 7.7 |



- [] Ranking at each section and finish
- .-.- No data available at this section
- NA No data available



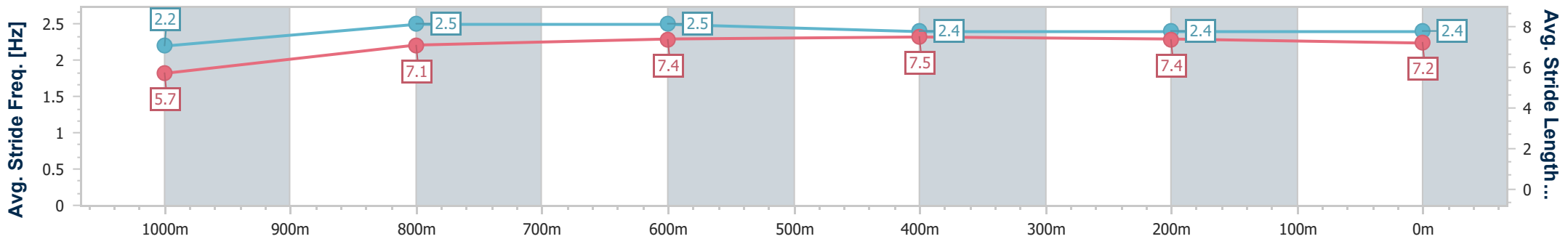
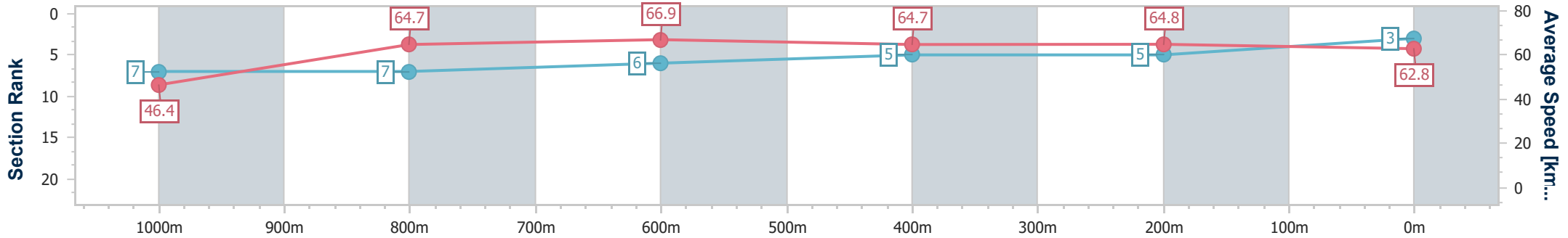
| | |
|--------------------------------|-------------------|
| Horse/Jockey Name | Heroic Miss |
| Final Rank | 3 |
| Fastest Section Time (Section) | 0:06.26 (Overall) |
| Top Speed [km/h] (Section) | 67.6 (800m) |
| Race State | Finished |



Ipswich QLD Professional
 Race 5: IEEC OPEN EVENING FROM 4PM Maiden Handicap - 1080m
 02 February 2023 - 15:58
 Track Rating: Soft 5, Weather: Fine, Rail Position: True Entire Course



| Section | Overall | 1000m | 800m | 600m | 400m | 200m |
|------------------------|--------------------------|--------------------------|--------------------------|--------------------------|--------------------------|--------------------------|
| Section Times | 1:02.08 [3] (0:06.26) | 0:55.82 [7] (0:11.16) | 0:44.66 [7] (0:10.75) | 0:33.91 [6] (0:11.20) | 0:22.71 [5] (0:11.26) | 0:11.45 [5] (0:11.45) |
| Average Speed [km/h] | 46.4 | 64.7 | 66.9 | 64.7 | 64.8 | 62.8 |
| Top Speed [km/h] | 55.8 | 67.1 | 67.6 | 65.5 | 65.7 | 65.3 |
| Avg. Dist. to Rail [m] | 17.7 | 3.3 | 0.4 | 1.5 | 5.0 | 9.2 |
| Avg. Stride Freq. [Hz] | 2.2 | 2.5 | 2.5 | 2.4 | 2.4 | 2.4 |
| Avg. Stride Length [m] | 5.7 | 7.1 | 7.4 | 7.5 | 7.4 | 7.2 |



- [] Ranking at each section and finish
- .-.- No data available at this section
- NA No data available



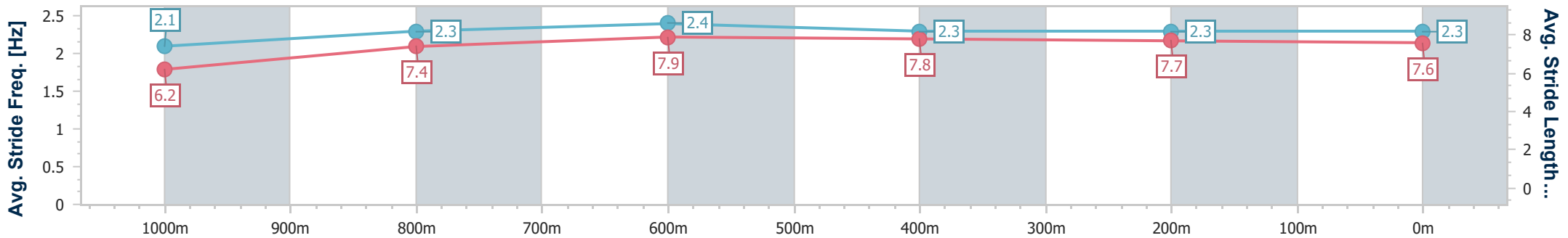
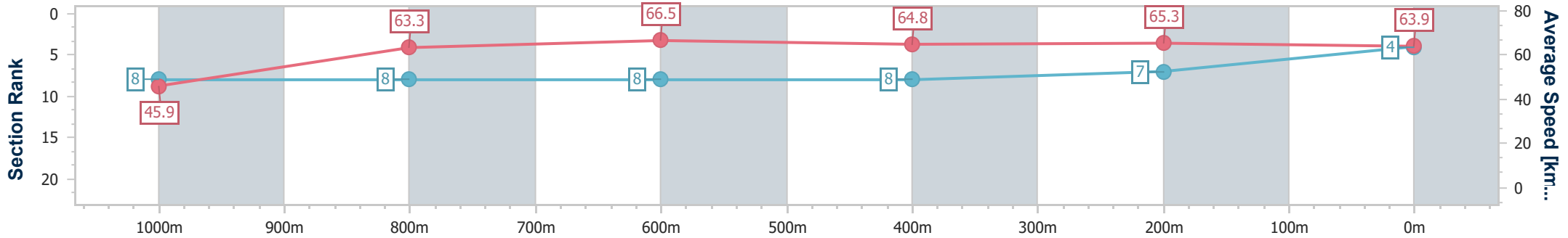
| | |
|--------------------------------|-------------------|
| Horse/Jockey Name | Must |
| Final Rank | 4 |
| Fastest Section Time (Section) | 0:06.31 (Overall) |
| Top Speed [km/h] (Section) | 67.8 (800m) |
| Race State | Finished |



Ipswich QLD Professional
 Race 5: IEEC OPEN EVENING FROM 4PM Maiden Handicap - 1080m
 02 February 2023 - 15:58
 Track Rating: Soft 5, Weather: Fine, Rail Position: True Entire Course



| Section | Overall | 1000m | 800m | 600m | 400m | 200m |
|------------------------|--------------------------|--------------------------|--------------------------|--------------------------|--------------------------|--------------------------|
| Section Times | 1:02.21 [4] (0:06.31) | 0:55.90 [8] (0:11.42) | 0:44.48 [8] (0:10.83) | 0:33.65 [8] (0:11.20) | 0:22.45 [8] (0:11.17) | 0:11.28 [7] (0:11.28) |
| Average Speed [km/h] | 45.9 | 63.3 | 66.5 | 64.8 | 65.3 | 63.9 |
| Top Speed [km/h] | 54.3 | 66.1 | 67.8 | 65.9 | 65.8 | 65.0 |
| Avg. Dist. to Rail [m] | 16.4 | 3.1 | 0.5 | 2.0 | 4.5 | 5.2 |
| Avg. Stride Freq. [Hz] | 2.1 | 2.3 | 2.4 | 2.3 | 2.3 | 2.3 |
| Avg. Stride Length [m] | 6.2 | 7.4 | 7.9 | 7.8 | 7.7 | 7.6 |



- [] Ranking at each section and finish
- .-.- No data available at this section
- NA No data available



| | |
|--------------------------------|-------------------|
| Horse/Jockey Name | Campione |
| Final Rank | 5 |
| Fastest Section Time (Section) | 0:06.25 (Overall) |
| Top Speed [km/h] (Section) | 66.9 (800m) |
| Race State | Finished |

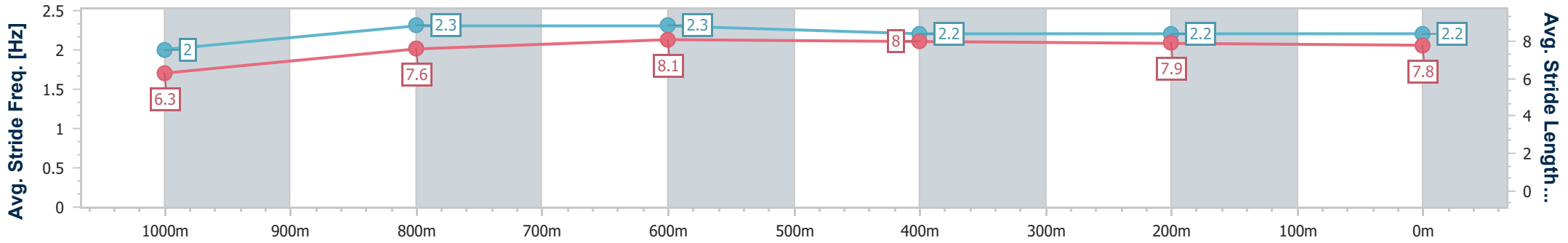
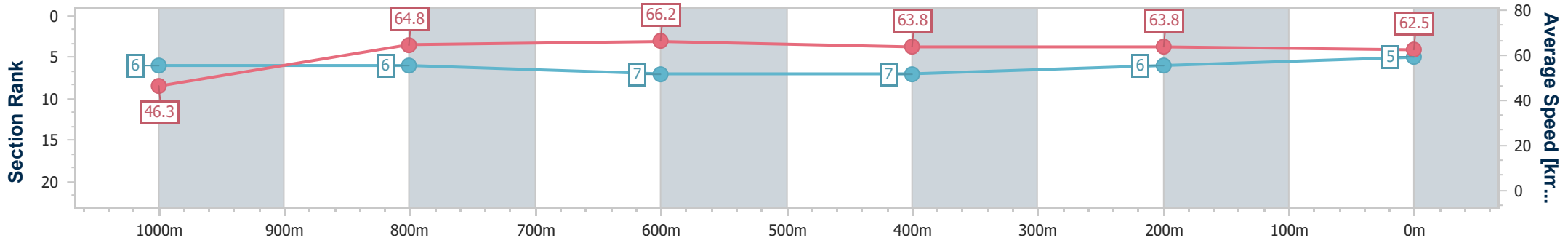


Ipswich QLD Professional
Race 5: IEEC OPEN EVENING FROM 4PM Maiden Handicap - 1080m



02 February 2023 - 15:58
Track Rating: Soft 5, Weather: Fine, Rail Position: True Entire Course

| Section | Overall | 1000m | 800m | 600m | 400m | 200m | | | | | | | | |
|------------------------|--------------------------|--------------------------|--------------------------|--------------------------|--------------------------|--------------------------|--|--|--|--|--|--|--|--|
| Section Times | 1:02.31 [5] (0:06.25) | 0:56.06 [6] (0:11.11) | 0:44.95 [6] (0:10.83) | 0:34.12 [7] (0:11.30) | 0:22.82 [7] (0:11.30) | 0:11.52 [6] (0:11.52) | | | | | | | | |
| Average Speed [km/h] | 46.3 | 64.8 | 66.2 | 63.8 | 63.8 | 62.5 | | | | | | | | |
| Top Speed [km/h] | 56.7 | 66.8 | 66.9 | 65.0 | 64.5 | 64.4 | | | | | | | | |
| Avg. Dist. to Rail [m] | 14.8 | 3.0 | 1.1 | 0.2 | 0.6 | 1.4 | | | | | | | | |
| Avg. Stride Freq. [Hz] | 2.0 | 2.3 | 2.3 | 2.2 | 2.2 | 2.2 | | | | | | | | |
| Avg. Stride Length [m] | 6.3 | 7.6 | 8.1 | 8.0 | 7.9 | 7.8 | | | | | | | | |



- [] Ranking at each section and finish
- .-.- No data available at this section
- NA No data available



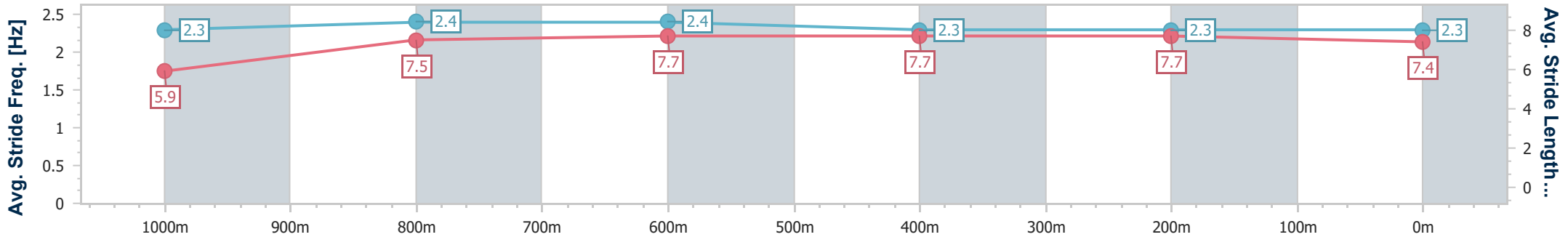
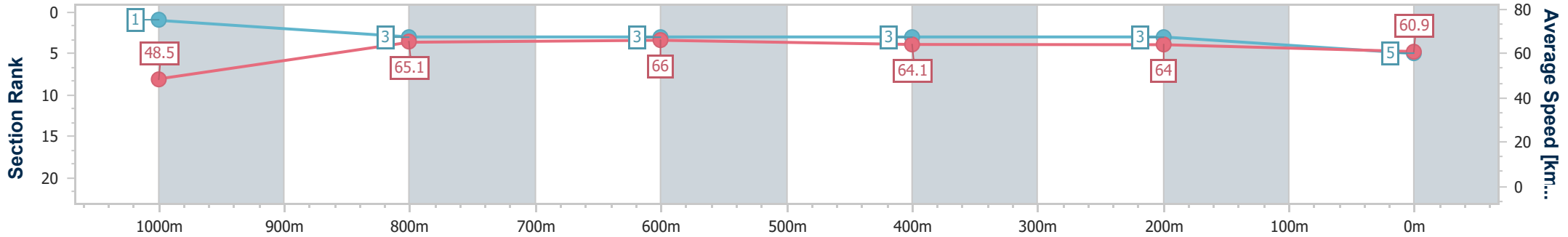
| | |
|--------------------------------|-------------------|
| Horse/Jockey Name | Power Sister |
| Final Rank | 5 |
| Fastest Section Time (Section) | 0:05.98 (Overall) |
| Top Speed [km/h] (Section) | 68.1 (800m) |
| Race State | Finished |



Ipswich QLD Professional
 Race 5: IEEC OPEN EVENING FROM 4PM Maiden Handicap - 1080m
 02 February 2023 - 15:58
 Track Rating: Soft 5, Weather: Fine, Rail Position: True Entire Course



| Section | Overall | 1000m | 800m | 600m | 400m | 200m |
|------------------------|--------------------------|--------------------------|--------------------------|--------------------------|--------------------------|--------------------------|
| Section Times | 1:02.31 [5] (0:05.98) | 0:56.33 [1] (0:11.07) | 0:45.26 [3] (0:10.88) | 0:34.38 [3] (0:11.24) | 0:23.14 [3] (0:11.32) | 0:11.82 [3] (0:11.82) |
| Average Speed [km/h] | 48.5 | 65.1 | 66.0 | 64.1 | 64.0 | 60.9 |
| Top Speed [km/h] | 57.8 | 67.7 | 68.1 | 64.7 | 64.6 | 63.4 |
| Avg. Dist. to Rail [m] | 10.5 | 1.5 | 0.6 | 0.3 | 2.1 | 3.4 |
| Avg. Stride Freq. [Hz] | 2.3 | 2.4 | 2.4 | 2.3 | 2.3 | 2.3 |
| Avg. Stride Length [m] | 5.9 | 7.5 | 7.7 | 7.7 | 7.7 | 7.4 |



- [] Ranking at each section and finish
- .-.- No data available at this section
- NA No data available



| | |
|--------------------------------|-------------------|
| Horse/Jockey Name | Wan D'amour |
| Final Rank | 7 |
| Fastest Section Time (Section) | 0:06.22 (Overall) |
| Top Speed [km/h] (Section) | 68.0 (1000m) |
| Race State | Finished |

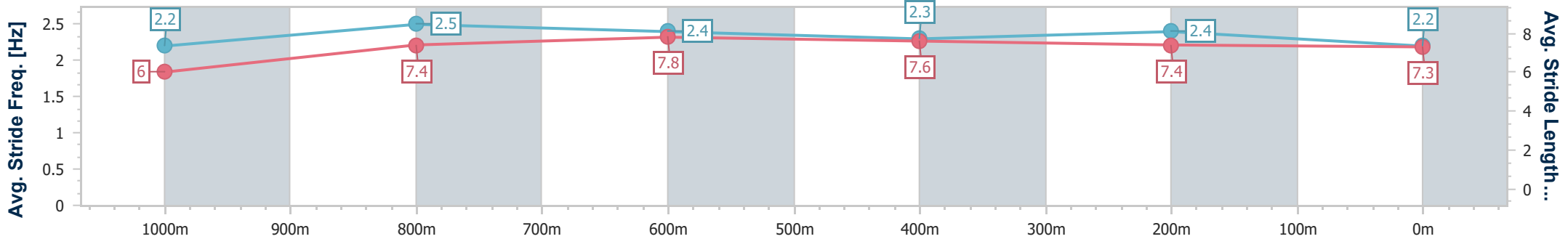
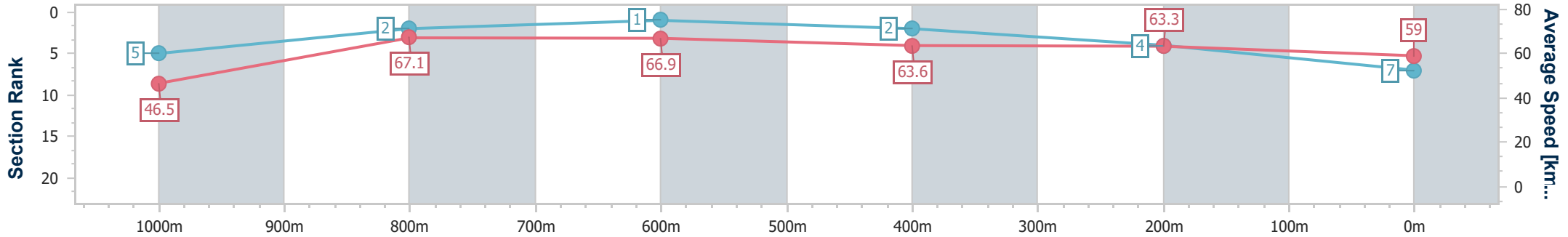


Ipswich QLD Professional
Race 5: IEEC OPEN EVENING FROM 4PM Maiden Handicap - 1080m



02 February 2023 - 15:58
Track Rating: Soft 5, Weather: Fine, Rail Position: True Entire Course

| Section | Overall | 1000m | 800m | 600m | 400m | 200m |
|------------------------|--------------------------|--------------------------|--------------------------|--------------------------|--------------------------|--------------------------|
| Section Times | 1:02.83 [7] (0:06.22) | 0:56.61 [5] (0:10.80) | 0:45.81 [2] (0:10.74) | 0:35.07 [1] (0:11.35) | 0:23.72 [2] (0:11.52) | 0:12.20 [4] (0:12.20) |
| Average Speed [km/h] | 46.5 | 67.1 | 66.9 | 63.6 | 63.3 | 59.0 |
| Top Speed [km/h] | 59.2 | 68.0 | 68.0 | 64.6 | 64.4 | 63.0 |
| Avg. Dist. to Rail [m] | 18.8 | 4.8 | 0.5 | 0.9 | 4.4 | 7.9 |
| Avg. Stride Freq. [Hz] | 2.2 | 2.5 | 2.4 | 2.3 | 2.4 | 2.2 |
| Avg. Stride Length [m] | 6.0 | 7.4 | 7.8 | 7.6 | 7.4 | 7.3 |



- [] Ranking at each section and finish
- .-.- No data available at this section
- NA No data available



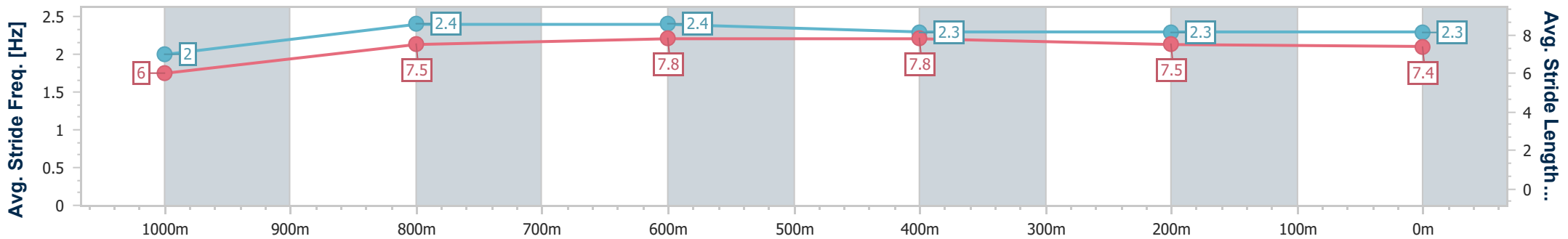
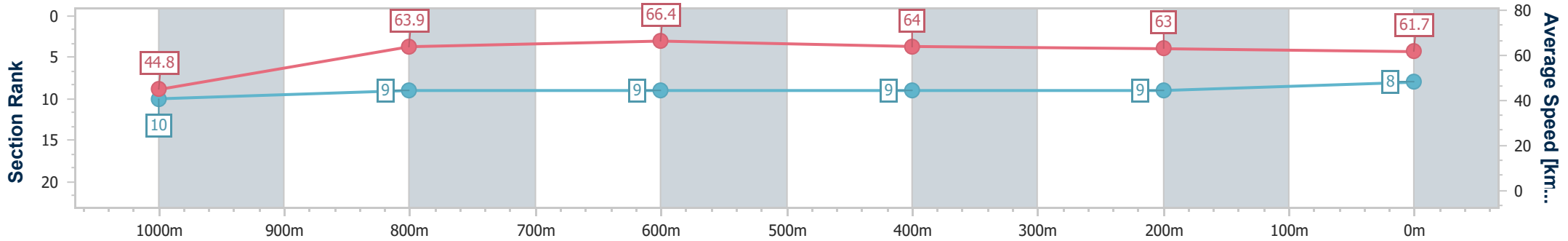
| | |
|--------------------------------|-------------------|
| Horse/Jockey Name | Pride An' Joy |
| Final Rank | 8 |
| Fastest Section Time (Section) | 0:06.48 (Overall) |
| Top Speed [km/h] (Section) | 67.2 (800m) |
| Race State | Finished |



Ipswich QLD Professional
 Race 5: IEEC OPEN EVENING FROM 4PM Maiden Handicap - 1080m
 02 February 2023 - 15:58
 Track Rating: Soft 5, Weather: Fine, Rail Position: True Entire Course



| Section | Overall | 1000m | 800m | 600m | 400m | 200m |
|------------------------|--------------------------|---------------------------|--------------------------|--------------------------|--------------------------|--------------------------|
| Section Times | 1:02.90 [8] (0:06.48) | 0:56.42 [10] (0:11.30) | 0:45.12 [9] (0:10.80) | 0:34.32 [9] (0:11.23) | 0:23.09 [9] (0:11.42) | 0:11.67 [9] (0:11.67) |
| Average Speed [km/h] | 44.8 | 63.9 | 66.4 | 64.0 | 63.0 | 61.7 |
| Top Speed [km/h] | 57.2 | 66.0 | 67.2 | 65.0 | 63.7 | 62.9 |
| Avg. Dist. to Rail [m] | 14.0 | 1.5 | 0.8 | 0.3 | 0.7 | 3.1 |
| Avg. Stride Freq. [Hz] | 2.0 | 2.4 | 2.4 | 2.3 | 2.3 | 2.3 |
| Avg. Stride Length [m] | 6.0 | 7.5 | 7.8 | 7.8 | 7.5 | 7.4 |



- [] Ranking at each section and finish
- .-.- No data available at this section
- NA No data available



| | |
|--------------------------------|-------------------|
| Horse/Jockey Name | Red Hot Love |
| Final Rank | 9 |
| Fastest Section Time (Section) | 0:06.14 (Overall) |
| Top Speed [km/h] (Section) | 67.5 (1000m) |
| Race State | Finished |

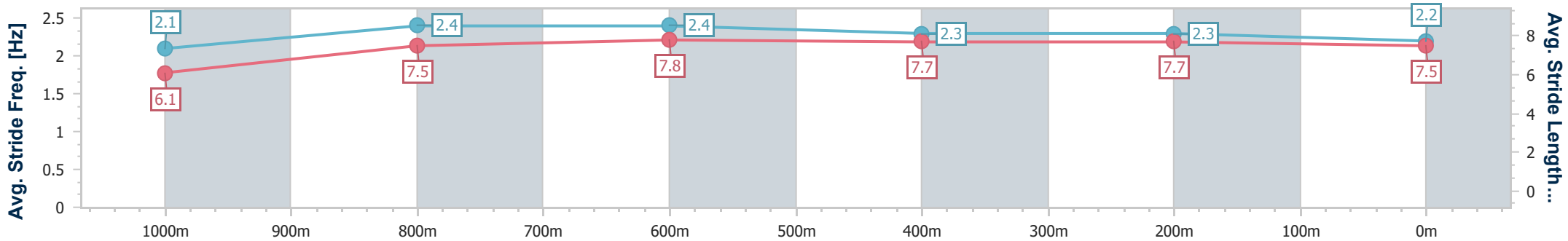
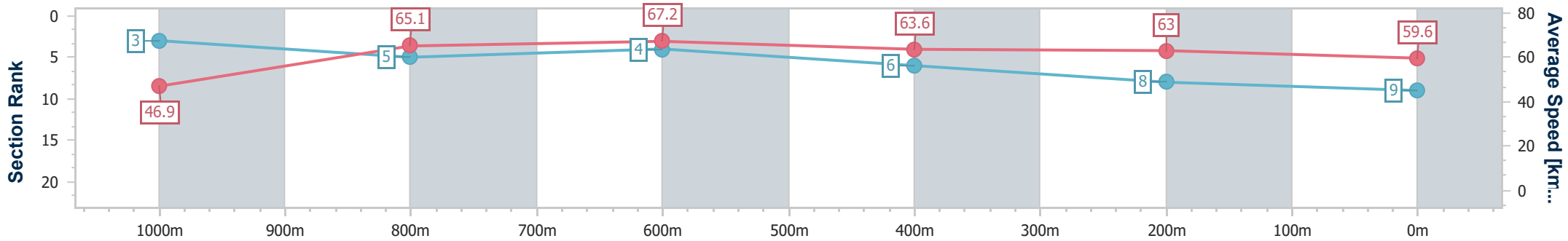


Ipswich QLD Professional
Race 5: IEEC OPEN EVENING FROM 4PM Maiden Handicap - 1080m



02 February 2023 - 15:58
Track Rating: Soft 5, Weather: Fine, Rail Position: True Entire Course

| Section | Overall | 1000m | 800m | 600m | 400m | 200m |
|------------------------|--------------------------|--------------------------|--------------------------|--------------------------|--------------------------|--------------------------|
| Section Times | 1:03.14 [9] (0:06.14) | 0:57.00 [3] (0:11.10) | 0:45.90 [5] (0:10.78) | 0:35.12 [4] (0:11.46) | 0:23.66 [6] (0:11.60) | 0:12.06 [8] (0:12.06) |
| Average Speed [km/h] | 46.9 | 65.1 | 67.2 | 63.6 | 63.0 | 59.6 |
| Top Speed [km/h] | 58.0 | 67.5 | 67.3 | 65.1 | 64.1 | 61.7 |
| Avg. Dist. to Rail [m] | 14.3 | 3.4 | 1.3 | 2.8 | 5.1 | 6.2 |
| Avg. Stride Freq. [Hz] | 2.1 | 2.4 | 2.4 | 2.3 | 2.3 | 2.2 |
| Avg. Stride Length [m] | 6.1 | 7.5 | 7.8 | 7.7 | 7.7 | 7.5 |



- [] Ranking at each section and finish
- .-.- No data available at this section
- NA No data available



| | |
|--------------------------------|-------------------|
| Horse/Jockey Name | Wandilla |
| Final Rank | 10 |
| Fastest Section Time (Section) | 0:06.42 (Overall) |
| Top Speed [km/h] (Section) | 66.1 (600m) |
| Race State | Finished |

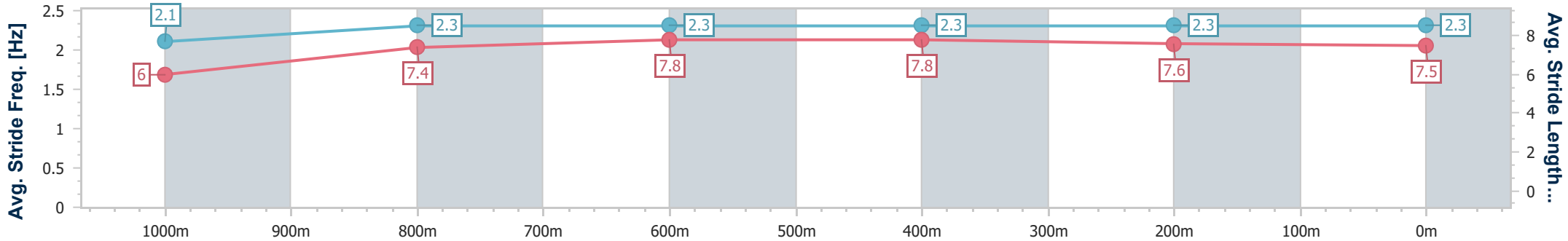
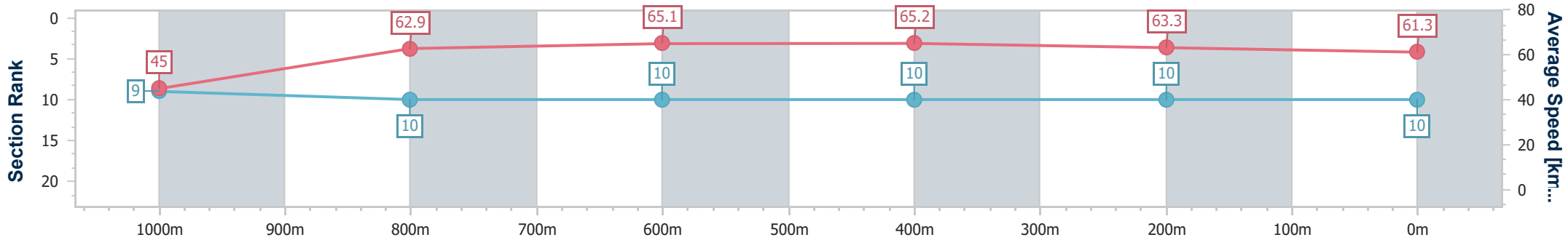


Ipswich QLD Professional
Race 5: IEEC OPEN EVENING FROM 4PM Maiden Handicap - 1080m



02 February 2023 - 15:58
Track Rating: Soft 5, Weather: Fine, Rail Position: True Entire Course

| Section | Overall | 1000m | 800m | 600m | 400m | 200m | | | | | | | |
|------------------------|---------------------------|--------------------------|---------------------------|---------------------------|---------------------------|---------------------------|--|--|--|--|--|--|--|
| Section Times | 1:03.25 [10] (0:06.42) | 0:56.83 [9] (0:11.48) | 0:45.35 [10] (0:11.02) | 0:34.33 [10] (0:11.09) | 0:23.24 [10] (0:11.50) | 0:11.74 [10] (0:11.74) | | | | | | | |
| Average Speed [km/h] | 45.0 | 62.9 | 65.1 | 65.2 | 63.3 | 61.3 | | | | | | | |
| Top Speed [km/h] | 55.1 | 65.6 | 66.0 | 66.1 | 63.9 | 63.6 | | | | | | | |
| Avg. Dist. to Rail [m] | 15.3 | 3.3 | 0.7 | 0.9 | 3.6 | 5.3 | | | | | | | |
| Avg. Stride Freq. [Hz] | 2.1 | 2.3 | 2.3 | 2.3 | 2.3 | 2.3 | | | | | | | |
| Avg. Stride Length [m] | 6.0 | 7.4 | 7.8 | 7.8 | 7.6 | 7.5 | | | | | | | |



- [] Ranking at each section and finish
- .-.- No data available at this section
- NA No data available