



Ipswich QLD Professional
Race 1: FOLLOW @IPSWICHTURFCLUB QTIS Two-Year-Old Maiden
Plate - 800m

02 February 2023 - 13:29



Track Rating: Soft 5, Weather: Fine, Rail Position: True Entire Course

Section										Last 600m		
Field Times		Overall	600m	400m	200m							
		0:46.24 (0:13.57)	0:32.67 (0:10.43)	0:22.24 (0:10.92)	0:11.32 (0:11.32)						0:32.67	
Rank	TAB	Horse/Jockey	Barrier	Top Speed [km/h]	Fastest Section	Overall	600m	400m	200m	Margin	Last 600m	Distance Travelled [m]
1	13	TOP FUN Ben Thompson	5	70.5 600m	0:10.43 600m	0:46.24 [1] (0:13.57)	0:32.67 [1] (0:10.43)	0:22.24 [2] (0:10.92)	0:11.32 [1] (0:11.32)	0:46.24	0:32.67	
2	2	IN MOTION Elione Chaves	3	68.3 600m	0:10.59 400m	0:46.30 [2] (0:14.11)	0:32.19 [8] (0:10.70)	0:21.49 [7] (0:10.59)	0:10.90 [5] (0:10.90)	0.2L	0:32.19	-1
3	3	SPEEDY MACHO Ryan Wiggins	14	70.6 600m	0:10.38 600m	0:46.46 [3] (0:13.82)	0:32.64 [5] (0:10.38)	0:22.26 [5] (0:10.82)	0:11.44 [3] (0:11.44)	1L	0:32.64	+0
4	1	BRAVE COWBOY BILL Justin Stanley	4	70.6 Overall	0:10.25 600m	0:46.79 [4] (0:13.76)	0:33.03 [4] (0:10.25)	0:22.78 [3] (0:10.93)	0:11.85 [2] (0:11.85)	2.8L	0:33.03	+0
5	14	THE QUICKENING Cody Collis	10	68.8 600m	0:10.60 600m	0:46.88 [5] (0:13.98)	0:32.90 [7] (0:10.60)	0:22.30 [8] (0:10.88)	0:11.42 [8] (0:11.42)	3.3L	0:32.90	+1
6	7	MISS CANTIK Samantha Collett	8	69.8 Overall	0:10.33 600m	0:46.89 [6] (0:13.74)	0:33.15 [3] (0:10.33)	0:22.82 [4] (0:11.05)	0:11.77 [6] (0:11.77)	3.4L	0:33.15	+0
7	6	HAYAI UMA Lani Allen	1	69.8 Overall	0:10.36 600m	0:47.06 [7] (0:13.70)	0:33.36 [2] (0:10.36)	0:23.00 [1] (0:11.01)	0:11.99 [4] (0:11.99)	4.2L	0:33.36	-1
8	5	BETHEHORSE Tegan Harrison	9	69.1 600m	0:10.56 600m	0:47.19 [8] (0:13.79)	0:33.40 [6] (0:10.56)	0:22.84 [6] (0:10.99)	0:11.85 [7] (0:11.85)	5L	0:33.40	-1
9	10	PSYCHEDELIC BEAN Rikki Jamieson	2	67.6 600m	0:10.83 600m	0:48.35 [9] (0:14.21)	0:34.14 [9] (0:10.83)	0:23.31 [9] (0:11.51)	0:11.80 [9] (0:11.80)	11.8L	0:34.14	-1
10	9	PRINCESS RUMORS Chris Taylor	6	63.7 600m	0:11.71 600m	0:50.89 [10] (0:14.74)	0:36.15 [10] (0:11.71)	0:24.44 [10] (0:12.04)	0:12.40 [10] (0:12.40)	26.6L	0:36.15	+0

Scratched: Assymetry (#4), O'polly (#8), Rubaahy (#11), Talakai (#12)

[] Ranking at each section and finish
-:--:- No data available at this section
NA No data available

SCN Saddle cloth number
DNF Did not finish
DNT Did not track



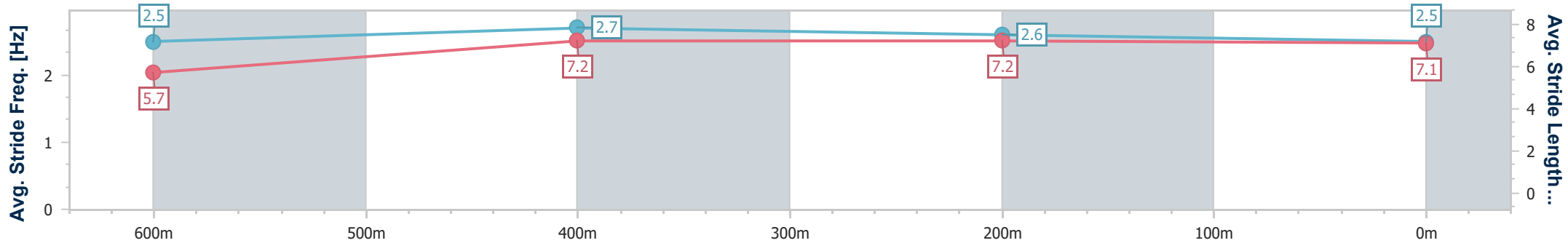
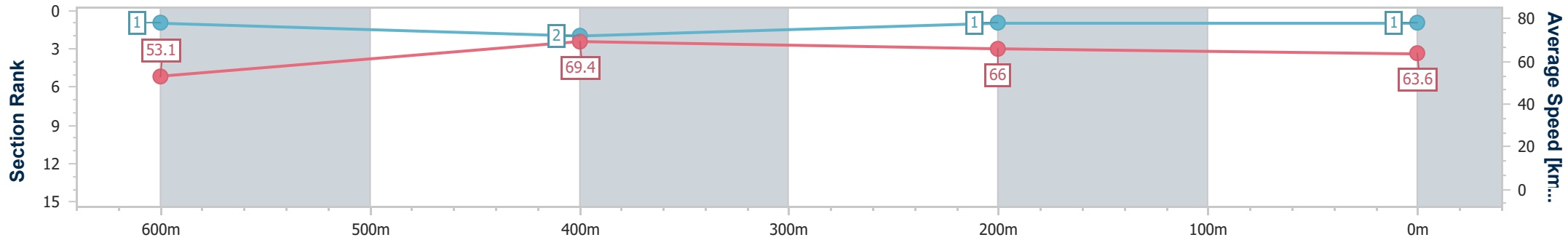
Horse/Jockey Name	Top Fun
Final Rank	1
Fastest Section Time (Section)	0:10.43 (600m)
Top Speed [km/h] (Section)	70.5 (600m)
Race State	Finished



Ipswich QLD Professional
 Race 1: FOLLOW @IPSWICHTURFCLUB QTIS Two-Year-Old
 Maiden Plate - 800m
 02 February 2023 - 13:29
 Track Rating: Soft 5, Weather: Fine, Rail Position: True Entire
 Course



Section	Overall	600m	400m	200m
Section Times	0:46.24 [1] (0:13.57)	0:32.67 [1] (0:10.43)	0:22.24 [2] (0:10.92)	0:11.32 [1] (0:11.32)
Average Speed [km/h]	53.1	69.4	66.0	63.6
Top Speed [km/h]	69.4	70.5	67.7	65.1
Avg. Dist. to Rail [m]	7.8	2.5	0.7	1.5
Avg. Stride Freq. [Hz]	2.5	2.7	2.6	2.5
Avg. Stride Length [m]	5.7	7.2	7.2	7.1



- [] Ranking at each section and finish
- .-.- No data available at this section
- NA No data available



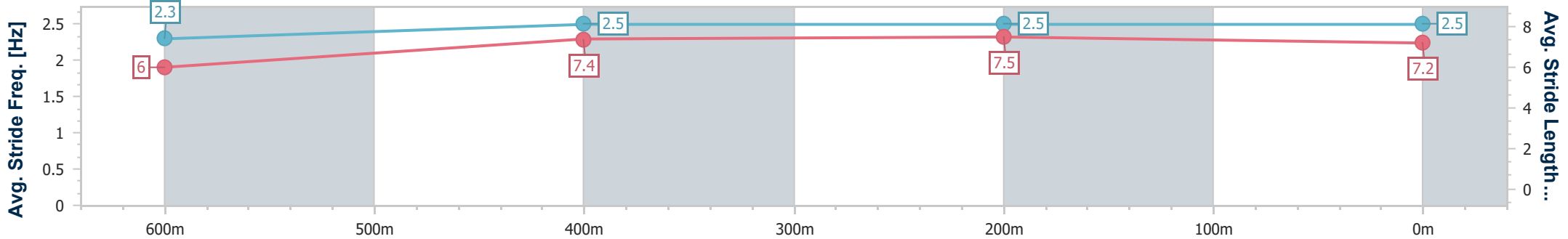
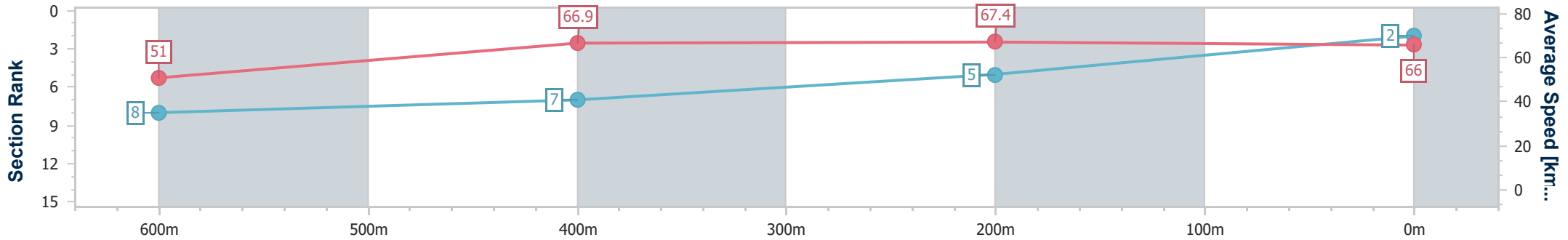
Horse/Jockey Name	In Motion
Final Rank	2
Fastest Section Time (Section)	0:10.59 (400m)
Top Speed [km/h] (Section)	68.3 (600m)
Race State	Finished



Ipswich QLD Professional
 Race 1: FOLLOW @IPSWICHTURFCLUB QTIS Two-Year-Old
 Maiden Plate - 800m
 02 February 2023 - 13:29
 Track Rating: Soft 5, Weather: Fine, Rail Position: True Entire
 Course



Section	Overall	600m	400m	200m
Section Times	0:46.30 [2] (0:14.11)	0:32.19 [8] (0:10.70)	0:21.49 [7] (0:10.59)	0:10.90 [5] (0:10.90)
Average Speed [km/h]	51.0	66.9	67.4	66.0
Top Speed [km/h]	67.6	68.3	67.9	68.0
Avg. Dist. to Rail [m]	6.0	1.9	2.1	2.0
Avg. Stride Freq. [Hz]	2.3	2.5	2.5	2.5
Avg. Stride Length [m]	6.0	7.4	7.5	7.2



- [] Ranking at each section and finish
- .-.- No data available at this section
- NA No data available



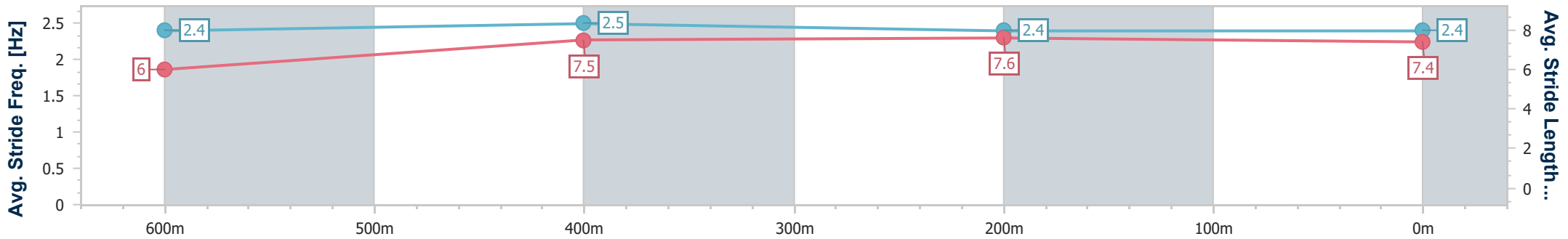
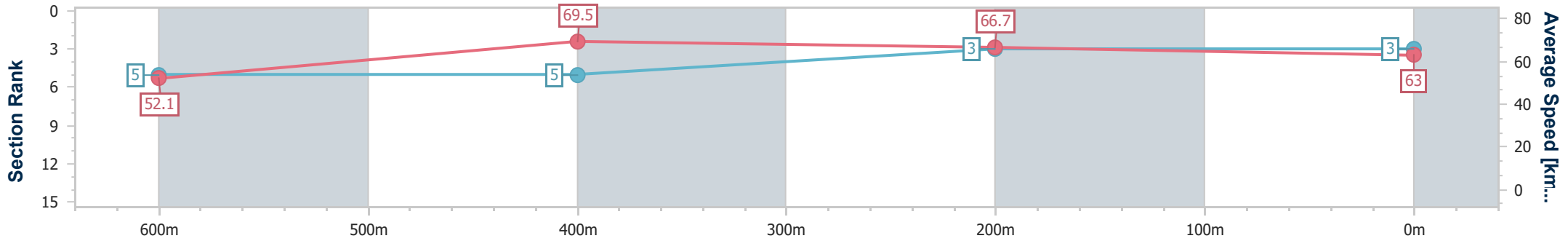
Horse/Jockey Name	Speedy Macho
Final Rank	3
Fastest Section Time (Section)	0:10.38 (600m)
Top Speed [km/h] (Section)	70.6 (600m)
Race State	Finished



Ipswich QLD Professional
 Race 1: FOLLOW @IPSWICHTURFCLUB QTIS Two-Year-Old
 Maiden Plate - 800m
 02 February 2023 - 13:29
 Track Rating: Soft 5, Weather: Fine, Rail Position: True Entire
 Course



Section	Overall	600m	400m	200m
Section Times	0:46.46 [3] (0:13.82)	0:32.64 [5] (0:10.38)	0:22.26 [5] (0:10.82)	0:11.44 [3] (0:11.44)
Average Speed [km/h]	52.1	69.5	66.7	63.0
Top Speed [km/h]	68.5	70.6	67.9	64.7
Avg. Dist. to Rail [m]	10.9	3.2	2.3	4.4
Avg. Stride Freq. [Hz]	2.4	2.5	2.4	2.4
Avg. Stride Length [m]	6.0	7.5	7.6	7.4



- [] Ranking at each section and finish
- .-.- No data available at this section
- NA No data available



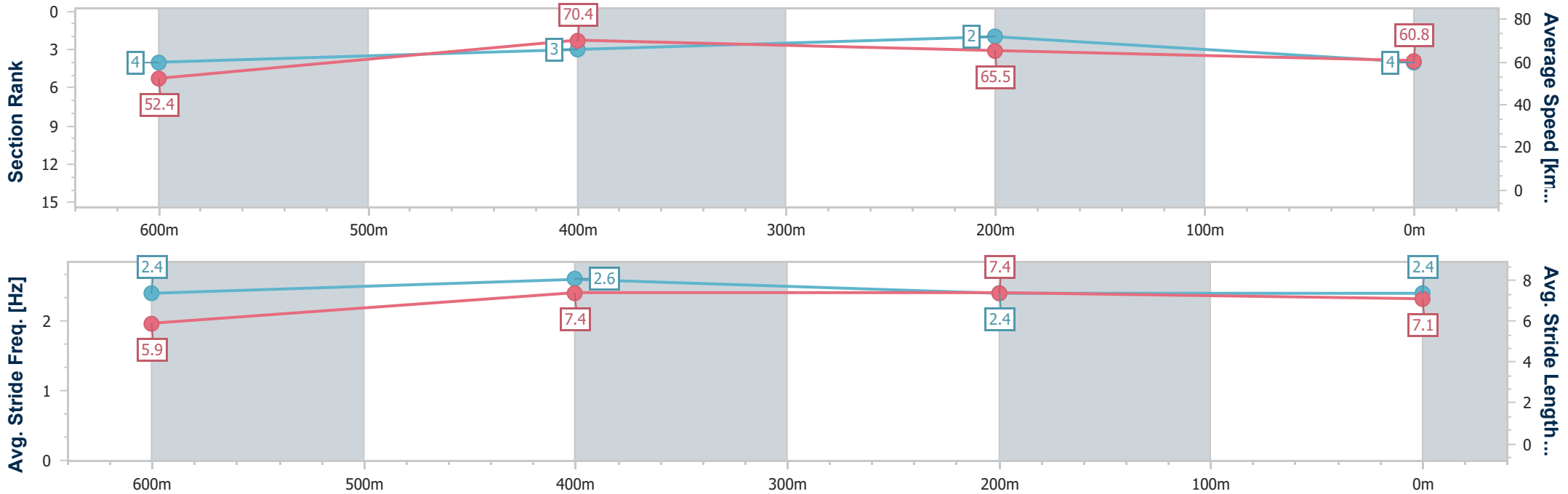
Horse/Jockey Name	Brave Cowboy Bill
Final Rank	4
Fastest Section Time (Section)	0:10.25 (600m)
Top Speed [km/h] (Section)	70.6 (Overall)
Race State	Finished



Ipswich QLD Professional
 Race 1: FOLLOW @IPSWICHTURFCLUB QTIS Two-Year-Old
 Maiden Plate - 800m
 02 February 2023 - 13:29
 Track Rating: Soft 5, Weather: Fine, Rail Position: True Entire
 Course



Section	Overall	600m	400m	200m
Section Times	0:46.79 [4] (0:13.76)	0:33.03 [4] (0:10.25)	0:22.78 [3] (0:10.93)	0:11.85 [2] (0:11.85)
Average Speed [km/h]	52.4	70.4	65.5	60.8
Top Speed [km/h]	70.6	70.6	67.4	64.2
Avg. Dist. to Rail [m]	7.2	1.8	1.0	0.4
Avg. Stride Freq. [Hz]	2.4	2.6	2.4	2.4
Avg. Stride Length [m]	5.9	7.4	7.4	7.1



- [] Ranking at each section and finish
- .-.- No data available at this section
- NA No data available



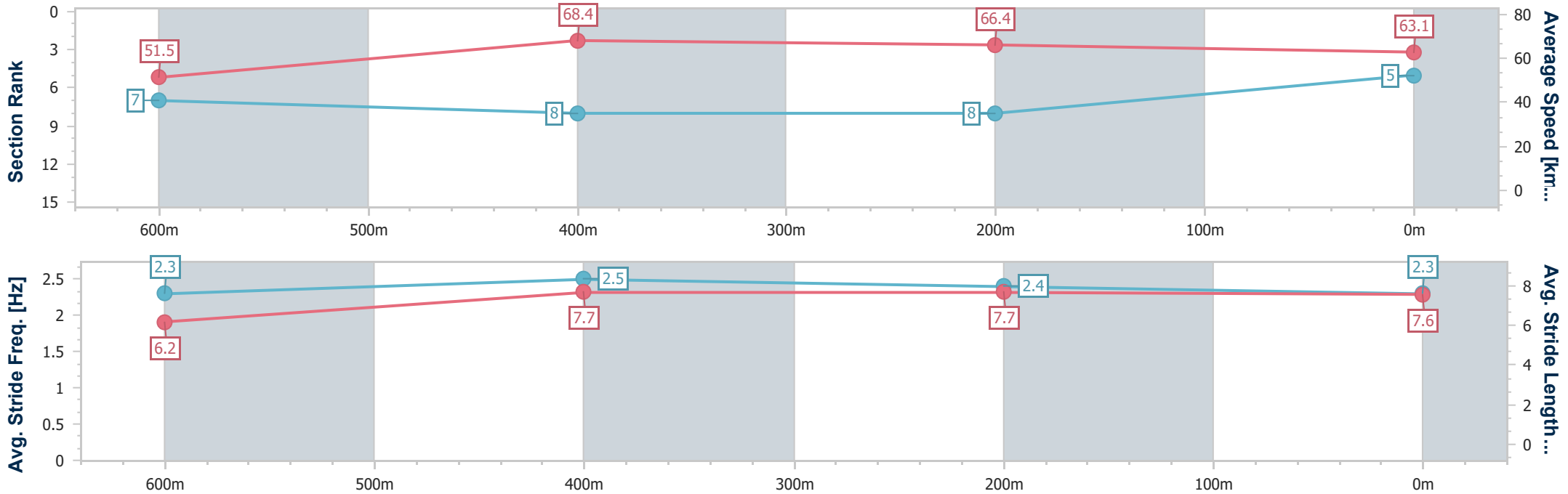
Horse/Jockey Name	The Quickening
Final Rank	5
Fastest Section Time (Section)	0:10.60 (600m)
Top Speed [km/h] (Section)	68.8 (600m)
Race State	Finished



Ipswich QLD Professional
 Race 1: FOLLOW @IPSWICHTURFCLUB QTIS Two-Year-Old
 Maiden Plate - 800m
 02 February 2023 - 13:29
 Track Rating: Soft 5, Weather: Fine, Rail Position: True Entire
 Course



Section	Overall	600m	400m	200m
Section Times	0:46.88 [5] (0:13.98)	0:32.90 [7] (0:10.60)	0:22.30 [8] (0:10.88)	0:11.42 [8] (0:11.42)
Average Speed [km/h]	51.5	68.4	66.4	63.1
Top Speed [km/h]	66.6	68.8	68.1	65.1
Avg. Dist. to Rail [m]	11.9	4.6	1.6	3.9
Avg. Stride Freq. [Hz]	2.3	2.5	2.4	2.3
Avg. Stride Length [m]	6.2	7.7	7.7	7.6



- [] Ranking at each section and finish
- .-.- No data available at this section
- NA No data available



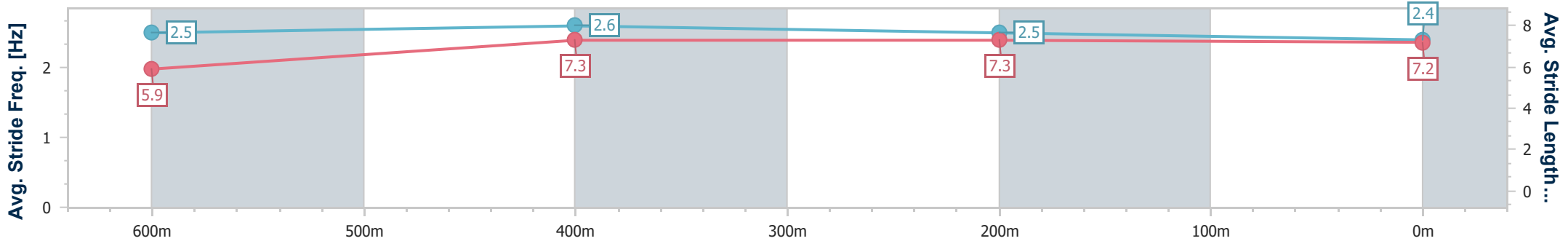
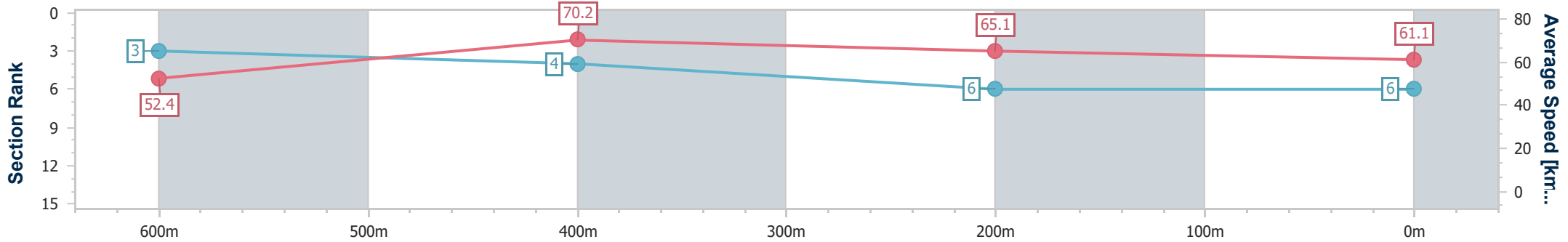
Horse/Jockey Name	Miss Cantik
Final Rank	6
Fastest Section Time (Section)	0:10.33 (600m)
Top Speed [km/h] (Section)	69.8 (Overall)
Race State	Finished



Ipswich QLD Professional
 Race 1: FOLLOW @IPSWICHTURFCLUB QTIS Two-Year-Old
 Maiden Plate - 800m
 02 February 2023 - 13:29
 Track Rating: Soft 5, Weather: Fine, Rail Position: True Entire
 Course



Section	Overall	600m	400m	200m
Section Times	0:46.89 [6] (0:13.74)	0:33.15 [3] (0:10.33)	0:22.82 [4] (0:11.05)	0:11.77 [6] (0:11.77)
Average Speed [km/h]	52.4	70.2	65.1	61.1
Top Speed [km/h]	69.8	69.8	67.0	63.7
Avg. Dist. to Rail [m]	9.8	3.6	0.5	1.4
Avg. Stride Freq. [Hz]	2.5	2.6	2.5	2.4
Avg. Stride Length [m]	5.9	7.3	7.3	7.2



- [] Ranking at each section and finish
- .-.- No data available at this section
- NA No data available



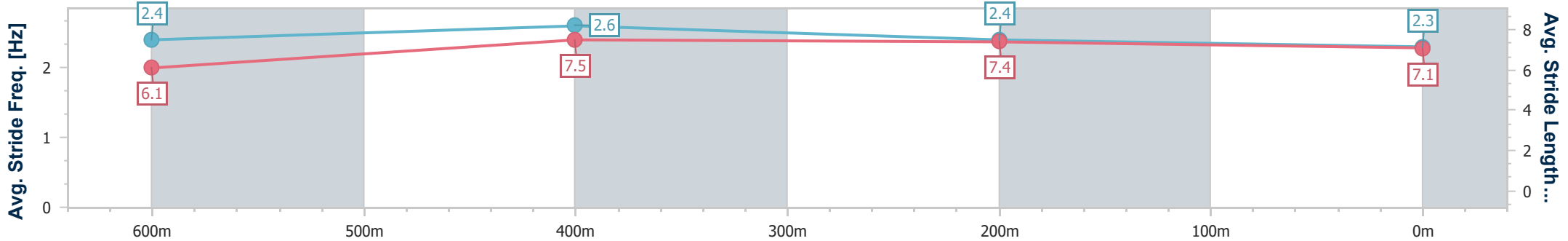
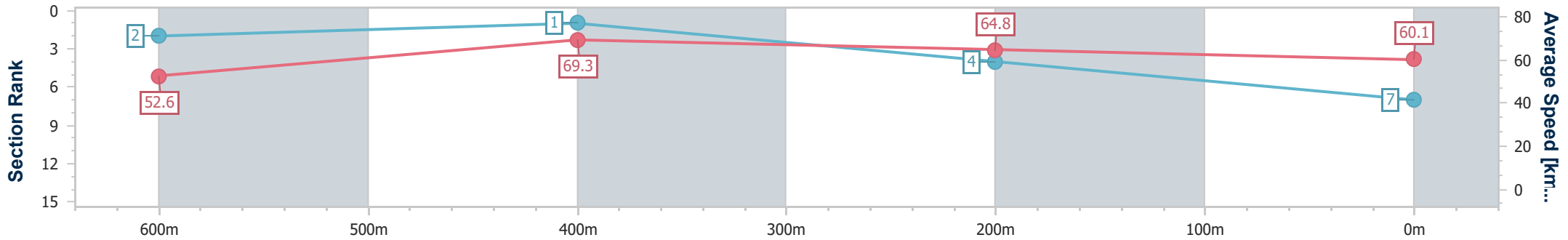
Horse/Jockey Name	Hayai Uma
Final Rank	7
Fastest Section Time (Section)	0:10.36 (600m)
Top Speed [km/h] (Section)	69.8 (Overall)
Race State	Finished



Ipswich QLD Professional
 Race 1: FOLLOW @IPSWICHTURFCLUB QTIS Two-Year-Old
 Maiden Plate - 800m
 02 February 2023 - 13:29
 Track Rating: Soft 5, Weather: Fine, Rail Position: True Entire
 Course



Section	Overall	600m	400m	200m
Section Times	0:47.06 [7] (0:13.70)	0:33.36 [2] (0:10.36)	0:23.00 [1] (0:11.01)	0:11.99 [4] (0:11.99)
Average Speed [km/h]	52.6	69.3	64.8	60.1
Top Speed [km/h]	69.8	69.8	67.2	62.9
Avg. Dist. to Rail [m]	4.3	1.3	1.8	1.5
Avg. Stride Freq. [Hz]	2.4	2.6	2.4	2.3
Avg. Stride Length [m]	6.1	7.5	7.4	7.1



- [] Ranking at each section and finish
- .-.- No data available at this section
- NA No data available



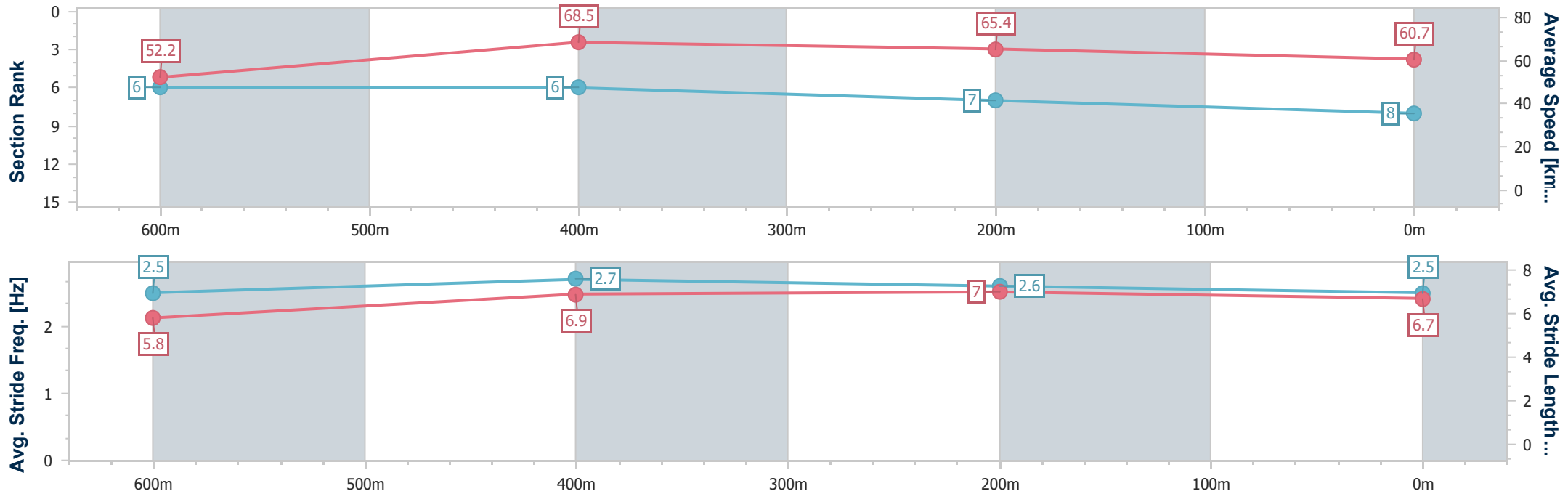
Horse/Jockey Name	Bethehorse
Final Rank	8
Fastest Section Time (Section)	0:10.56 (600m)
Top Speed [km/h] (Section)	69.1 (600m)
Race State	Finished



Ipswich QLD Professional
 Race 1: FOLLOW @IPSWICHTURFCLUB QTIS Two-Year-Old
 Maiden Plate - 800m
 02 February 2023 - 13:29
 Track Rating: Soft 5, Weather: Fine, Rail Position: True Entire
 Course



Section	Overall	600m	400m	200m
Section Times	0:47.19 [8] (0:13.79)	0:33.40 [6] (0:10.56)	0:22.84 [6] (0:10.99)	0:11.85 [7] (0:11.85)
Average Speed [km/h]	52.2	68.5	65.4	60.7
Top Speed [km/h]	68.3	69.1	66.6	64.9
Avg. Dist. to Rail [m]	11.6	3.9	0.9	0.6
Avg. Stride Freq. [Hz]	2.5	2.7	2.6	2.5
Avg. Stride Length [m]	5.8	6.9	7.0	6.7



- [] Ranking at each section and finish
- .-.- No data available at this section
- NA No data available



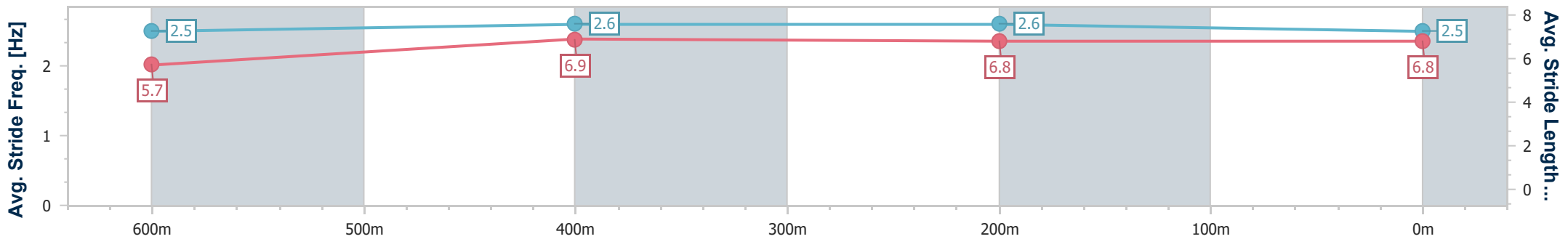
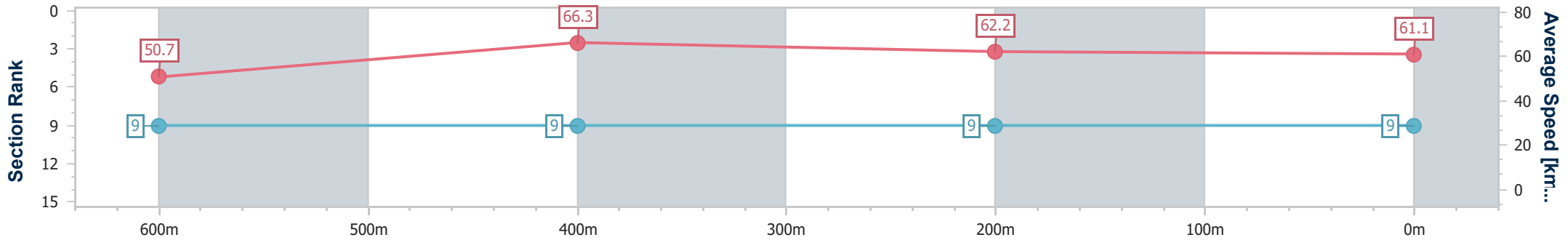
Horse/Jockey Name	Psychedelic Bean
Final Rank	9
Fastest Section Time (Section)	0:10.83 (600m)
Top Speed [km/h] (Section)	67.6 (600m)
Race State	Finished



Ipswich QLD Professional
 Race 1: FOLLOW @IPSWICHTURFCLUB QTIS Two-Year-Old
 Maiden Plate - 800m
 02 February 2023 - 13:29
 Track Rating: Soft 5, Weather: Fine, Rail Position: True Entire
 Course



Section	Overall	600m	400m	200m
Section Times	0:48.35 [9] (0:14.21)	0:34.14 [9] (0:10.83)	0:23.31 [9] (0:11.51)	0:11.80 [9] (0:11.80)
Average Speed [km/h]	50.7	66.3	62.2	61.1
Top Speed [km/h]	66.2	67.6	65.0	63.0
Avg. Dist. to Rail [m]	5.1	1.3	1.0	0.3
Avg. Stride Freq. [Hz]	2.5	2.6	2.6	2.5
Avg. Stride Length [m]	5.7	6.9	6.8	6.8



- [] Ranking at each section and finish
- .-.- No data available at this section
- NA No data available



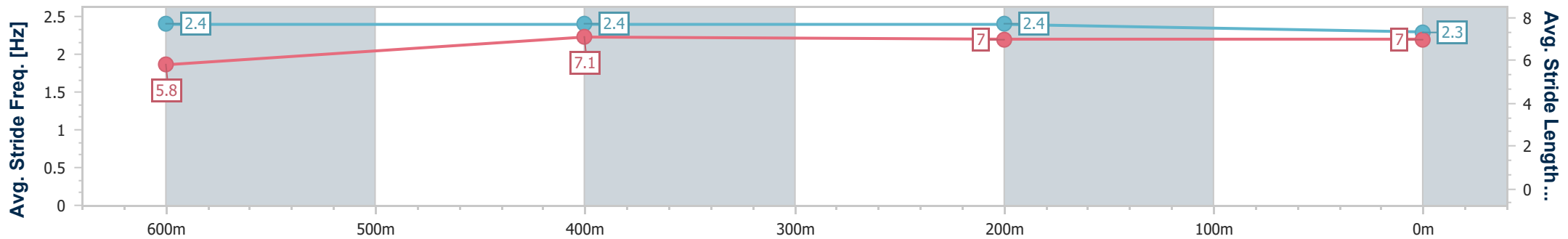
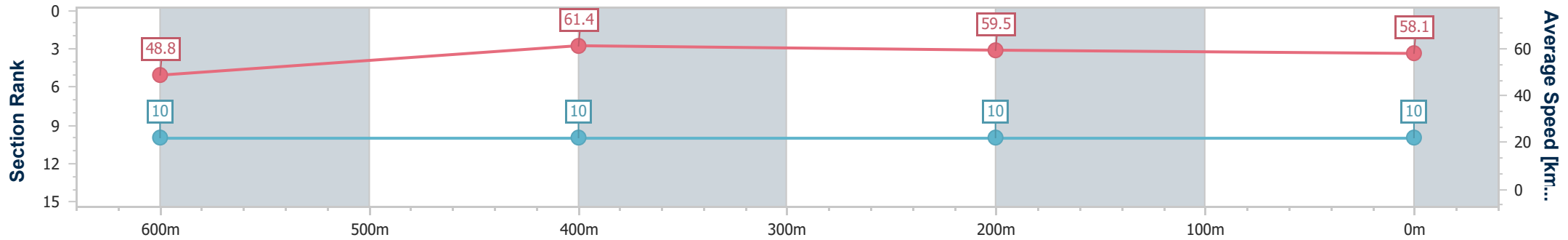
Horse/Jockey Name	Princess Rumors
Final Rank	10
Fastest Section Time (Section)	0:11.71 (600m)
Top Speed [km/h] (Section)	63.7 (600m)
Race State	Finished



Ipswich QLD Professional
 Race 1: FOLLOW @IPSWICHTURFCLUB QTIS Two-Year-Old
 Maiden Plate - 800m
 02 February 2023 - 13:29
 Track Rating: Soft 5, Weather: Fine, Rail Position: True Entire
 Course



Section	Overall	600m	400m	200m
Section Times	0:50.89 [10] (0:14.74)	0:36.15 [10] (0:11.71)	0:24.44 [10] (0:12.04)	0:12.40 [10] (0:12.40)
Average Speed [km/h]	48.8	61.4	59.5	58.1
Top Speed [km/h]	62.9	63.7	60.5	59.9
Avg. Dist. to Rail [m]	6.9	2.3	1.1	3.0
Avg. Stride Freq. [Hz]	2.4	2.4	2.4	2.3
Avg. Stride Length [m]	5.8	7.1	7.0	7.0



- [] Ranking at each section and finish
- .-.- No data available at this section
- NA No data available