



Doomben QLD Professional

Race 5: LADBROKES PUNTER ASSIST BENCHMARK 68 Handicap - 2060m

01 February 2023 - 15:58



BRISBANE
RACING CLUB

Track Rating: Good 4, Weather: Overcast, Rail Position: +10m Entire Course

Section		Overall	1800m	1600m	1400m	1200m	1000m	800m	Last 600m					
Field Times		2:08.34 (0:18.71)	1:49.63 (0:12.18)	1:37.45 (0:12.90)	1:24.55 (0:12.28)	1:12.27 (0:12.23)	1:00.04 (0:12.34)	0:47.70 (0:12.25)	0:35.45					
Rank	TAB Horse/Jockey	Barrier	Top Speed [km/h]	Fastest Section										Distance Travelled [m]
1	8 MR DUDWEY Georgina Cartwright	10	64.0 400m	0:11.42 400m	2:08.34 [1] (0:18.81)	1:49.53 [3] (0:12.32)	1:37.21 [2] (0:12.78)	1:24.43 [2] (0:12.42)	1:12.01 [3] (0:12.34)	0:59.67 [3] (0:12.44)	0:47.23 [4] (0:12.06)	0:35.17		
2	2 ELEUTHERA Angela Jones	7	64.4 400m	0:11.30 400m	2:08.49 [2] (0:19.78)	1:48.71 [10] (0:12.51)	1:36.20 [10] (0:12.72)	1:23.48 [10] (0:12.53)	1:10.95 [10] (0:12.20)	0:58.75 [10] (0:12.59)	0:46.16 [10] (0:11.79)	0:34.37	-5	
3	5 KIPLING'S JOURNEY Ryan Wiggins	6	63.5 400m	0:11.58 400m	2:08.52 [3] (0:18.79)	1:49.73 [2] (0:12.47)	1:37.26 [3] (0:12.85)	1:24.41 [4] (0:12.41)	1:12.00 [4] (0:12.28)	0:59.72 [4] (0:12.30)	0:47.42 [3] (0:12.12)	0:35.30	-8	
4	6 BONBORA Yvette Lewis	1	65.2 400m	0:11.41 400m	2:08.53 [4] (0:19.11)	1:49.42 [5] (0:12.46)	1:36.96 [5] (0:12.86)	1:24.10 [7] (0:12.40)	1:11.70 [6] (0:12.34)	0:59.36 [6] (0:12.38)	0:46.98 [6] (0:12.06)	0:34.92	-12	
5	3 CHOCOLATIER Gary Geran	4	63.1 400m	0:11.65 400m	2:08.77 [5] (0:19.28)	1:49.49 [6] (0:12.34)	1:37.15 [6] (0:12.35)	1:24.80 [3] (0:12.34)	1:12.46 [2] (0:12.13)	1:00.33 [2] (0:12.41)	0:47.92 [2] (0:12.09)	0:35.83	+2	
6	13 DO WELL LEGEND Kyle Wilson-Taylor	9	64.8 400m	0:11.44 400m	2:08.79 [6] (0:19.67)	1:49.12 [9] (0:12.51)	1:36.61 [9] (0:12.46)	1:24.15 [8] (0:12.55)	1:11.60 [8] (0:12.25)	0:59.35 [8] (0:12.58)	0:46.77 [9] (0:11.82)	0:34.95	+1	
7	12 EMPRESS EL Samantha Collett	5	64.4 400m	0:11.39 400m	2:08.85 [7] (0:19.34)	1:49.51 [7] (0:12.47)	1:37.04 [7] (0:12.56)	1:24.48 [6] (0:12.44)	1:12.04 [7] (0:12.33)	0:59.71 [7] (0:12.42)	0:47.29 [7] (0:12.04)	0:35.25	+3	
8	10 SIBYLLA James Orman	2	65.7 400m	0:11.38 400m	2:08.86 [8] (0:19.09)	1:49.77 [4] (0:12.34)	1:37.43 [4] (0:12.71)	1:24.72 [5] (0:12.48)	1:12.24 [5] (0:12.32)	0:59.92 [5] (0:12.51)	0:47.41 [5] (0:12.12)	0:35.29	-2	
9	11 VALLEY'S SISTER Micheal Hellyer	11	63.1 400m	0:11.58 400m	2:08.94 [9] (0:18.71)	1:50.23 [1] (0:12.18)	1:38.05 [1] (0:12.90)	1:25.15 [1] (0:12.28)	1:12.87 [1] (0:12.23)	1:00.64 [1] (0:12.34)	0:48.30 [1] (0:12.25)	0:36.05	-3	
10	9 BAY STREET Tegan Harrison	3	63.9 400m	0:11.51 400m	2:09.22 [10] (0:19.48)	1:49.74 [8] (0:12.47)	1:37.27 [8] (0:12.73)	1:24.54 [9] (0:12.53)	1:12.01 [9] (0:12.29)	0:59.72 [9] (0:12.44)	0:47.28 [8] (0:11.86)	0:35.42	-6	

Scratched: Southern Rock (#1), Guts 'N' Glory (#4), Mighty Willie (#14), Thatfridayfeeling (#7)

Report Created: Wed 1 February 2023 16:14 GMT+ (Note: Timing is based on position data)

Page 1/12

[] Ranking at each section and finish
 -:-:- No data available at this section
 NA No data available
 SCN Saddle cloth number
 DNF Did not finish
 DNT Did not track

data processed by TRIPLES DATA



Doomben QLD Professional

Race 5: LADBROKES PUNTER ASSIST BENCHMARK 68 Handicap - 2060m

01 February 2023 - 15:58



BRISBANE
RACING CLUB

Track Rating: Good 4, Weather: Overcast, Rail Position: +10m Entire Course

Section				600m	400m	200m			Last 600m	
Field Times				0:35.45 (0:11.98)	0:23.47 (0:11.53)	0:11.94 (0:11.94)			0:35.45	
Rank	TAB Horse/Jockey	Barrier	Top Speed [km/h]	Fastest Section	Margin			Distance Travelled [m]		
1	8 MR DUDWEY Georgina Cartwright	10	64.0 400m	0:11.42 400m	0:35.17 [3] (0:11.81)	0:23.36 [3] (0:11.42)	0:11.94 [1] (0:11.94)	2:08.34	0:35.17	
2	2 ELEUTHERA Angela Jones	7	64.4 400m	0:11.30 400m	0:34.37 [10] (0:11.44)	0:22.93 [10] (0:11.30)	0:11.63 [9] (0:11.63)	0.88L	0:34.37	-5
3	5 KIPLING'S JOURNEY Ryan Wiggins	6	63.5 400m	0:11.58 400m	0:35.30 [4] (0:11.82)	0:23.48 [4] (0:11.58)	0:11.90 [5] (0:11.90)	1.07L	0:35.30	-8
4	6 BONBORA Yvette Lewis	1	65.2 400m	0:11.41 400m	0:34.92 [6] (0:11.68)	0:23.24 [6] (0:11.41)	0:11.83 [7] (0:11.83)	1.09L	0:34.92	-12
5	3 CHOCOLATIER Gary Geran	4	63.1 400m	0:11.65 400m	0:35.83 [1] (0:11.94)	0:23.89 [1] (0:11.65)	0:12.24 [2] (0:12.24)	2.53L	0:35.83	+2
6	13 DO WELL LEGEND Kyle Wilson-Taylor	9	64.8 400m	0:11.44 400m	0:34.95 [9] (0:11.48)	0:23.47 [7] (0:11.44)	0:12.03 [8] (0:12.03)	2.63L	0:34.95	+1
7	12 EMPRESS EL Samantha Collett	5	64.4 400m	0:11.39 400m	0:35.25 [7] (0:11.65)	0:23.60 [8] (0:11.39)	0:12.21 [6] (0:12.21)	3.01L	0:35.25	+3
8	10 SIBYLLA James Orman	2	65.7 400m	0:11.38 400m	0:35.29 [5] (0:11.61)	0:23.68 [5] (0:11.38)	0:12.30 [3] (0:12.30)	3.07L	0:35.29	-2
9	11 VALLEY'S SISTER Micheal Hellyer	11	63.1 400m	0:11.58 400m	0:36.05 [2] (0:11.98)	0:24.07 [2] (0:11.58)	0:12.49 [4] (0:12.49)	3.55L	0:36.05	-3
10	9 BAY STREET Tegan Harrison	3	63.9 400m	0:11.51 400m	0:35.42 [8] (0:11.66)	0:23.76 [9] (0:11.51)	0:12.25 [10] (0:12.25)	5.15L	0:35.42	-6

Scratched: Southern Rock (#1), Guts 'N' Glory (#4), Mighty Willie (#14), Thatfridayfeeling (#7)

Report Created: Wed 1 February 2023 16:14 GMT+ (Note: Timing is based on position data)

Page 2/12

[] Ranking at each section and finish
 -:-:- No data available at this section
 NA No data available

SCN Saddle cloth number
 DNF Did not finish
 DNT Did not track

data processed by TRIPLESDATA



Horse/Jockey Name	Mr Dudwey
Final Rank	1
Fastest Section Time (Section)	0:11.42 (400m)
Top Speed [km/h] (Section)	64.0 (400m)
Race State	Finished

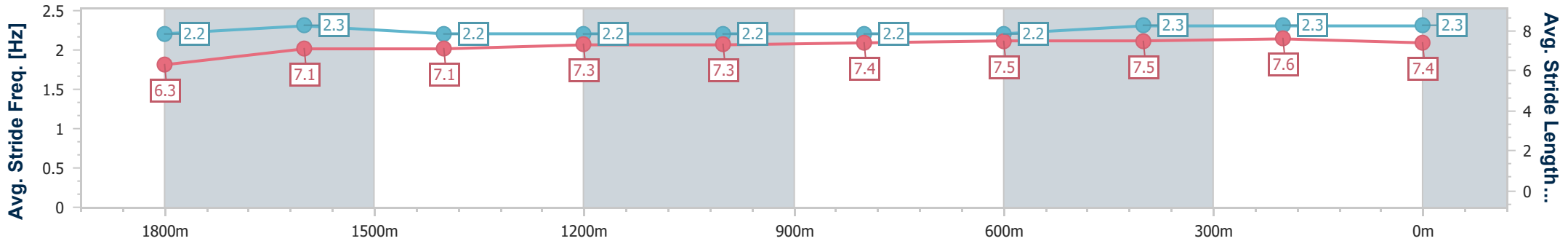
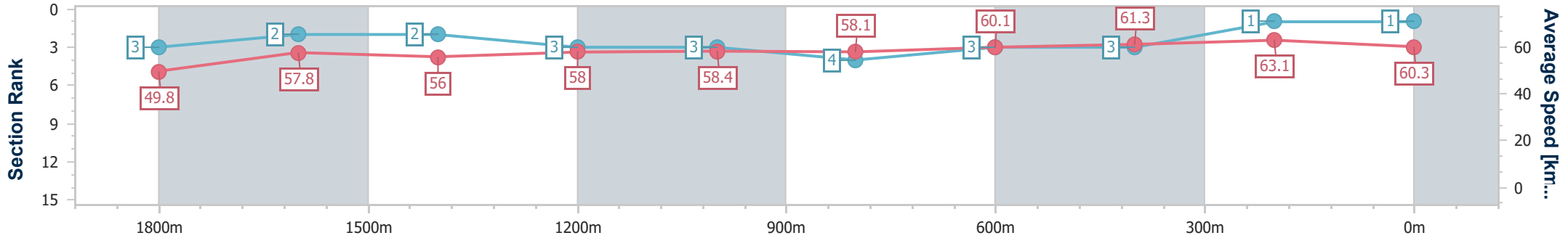


Doomben QLD Professional
Race 5: LADBROKES PUNTER ASSIST BENCHMARK 68
 Handicap - 2060m
 01 February 2023 - 15:58
 Track Rating: Good 4, Weather: Overcast, Rail Position: +10m
 Entire Course



BRISBANE
RACING CLUB

Section	Overall	1800m	1600m	1400m	1200m	1000m	800m	600m	400m	200m			
Section Times	2:08.34 [1] (0:18.81)	1:49.53 [3] (0:12.32)	1:37.21 [2] (0:12.78)	1:24.43 [2] (0:12.42)	1:12.01 [3] (0:12.34)	0:59.67 [3] (0:12.44)	0:47.23 [4] (0:12.06)	0:35.17 [3] (0:11.81)	0:23.36 [3] (0:11.42)	0:11.94 [1] (0:11.94)			
Average Speed [km/h]	49.8	57.8	56.0	58.0	58.4	58.1	60.1	61.3	63.1	60.3			
Top Speed [km/h]	59.2	58.4	57.8	59.6	60.3	59.0	62.5	63.0	64.0	61.9			
Avg. Dist. to Rail [m]	4.1	1.8	1.3	0.7	1.5	1.3	1.4	1.0	0.6	0.9			
Avg. Stride Freq. [Hz]	2.2	2.3	2.2	2.2	2.2	2.2	2.2	2.3	2.3	2.3			
Avg. Stride Length [m]	6.3	7.1	7.1	7.3	7.3	7.4	7.5	7.5	7.6	7.4			



- [] Ranking at each section and finish
- .-.- No data available at this section
- NA No data available



Horse/Jockey Name	Eleuthera
Final Rank	2
Fastest Section Time (Section)	0:11.30 (400m)
Top Speed [km/h] (Section)	64.4 (400m)
Race State	Finished

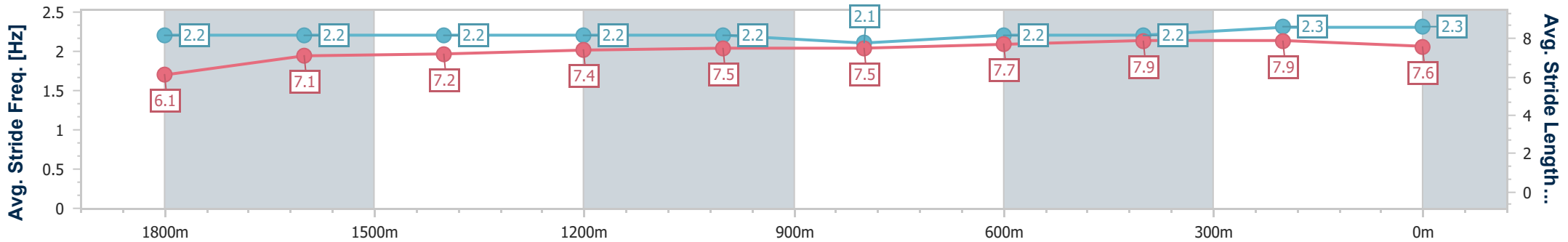
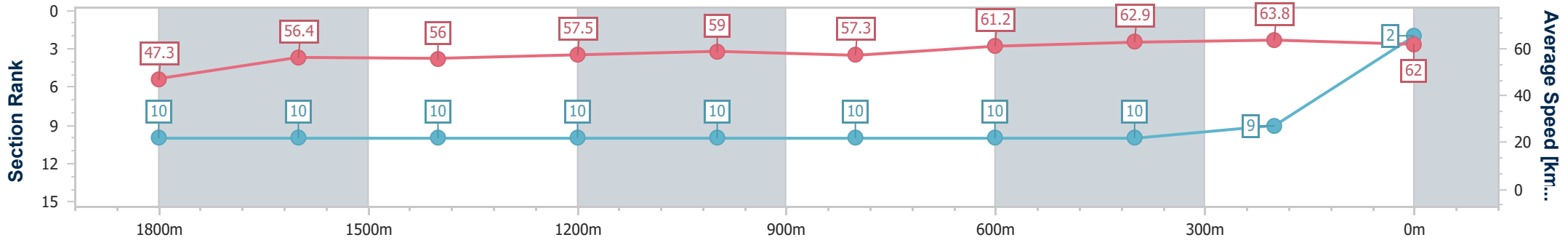


Doomben QLD Professional
Race 5: LADBROKES PUNTER ASSIST BENCHMARK 68
Handicap - 2060m
01 February 2023 - 15:58
Track Rating: Good 4, Weather: Overcast, Rail Position: +10m
Entire Course



BRISBANE
RACING CLUB

Section	Overall	1800m	1600m	1400m	1200m	1000m	800m	600m	400m	200m			
Section Times	2:08.49 [2] (0:19.78)	1:48.71 [10] (0:12.51)	1:36.20 [10] (0:12.72)	1:23.48 [10] (0:12.53)	1:10.95 [10] (0:12.20)	0:58.75 [10] (0:12.59)	0:46.16 [10] (0:11.79)	0:34.37 [10] (0:11.44)	0:22.93 [10] (0:11.30)	0:11.63 [9] (0:11.63)			
Average Speed [km/h]	47.3	56.4	56.0	57.5	59.0	57.3	61.2	62.9	63.8	62.0			
Top Speed [km/h]	57.6	57.3	58.8	59.4	60.1	59.5	61.8	63.8	64.4	63.7			
Avg. Dist. to Rail [m]	2.8	3.2	2.1	0.3	1.0	0.8	0.5	0.2	1.6	5.2			
Avg. Stride Freq. [Hz]	2.2	2.2	2.2	2.2	2.2	2.1	2.2	2.2	2.3	2.3			
Avg. Stride Length [m]	6.1	7.1	7.2	7.4	7.5	7.5	7.7	7.9	7.9	7.6			



- [] Ranking at each section and finish
- .-.- No data available at this section
- NA No data available



Horse/Jockey Name	Kipling's Journey
Final Rank	3
Fastest Section Time (Section)	0:11.58 (400m)
Top Speed [km/h] (Section)	63.5 (400m)
Race State	Finished

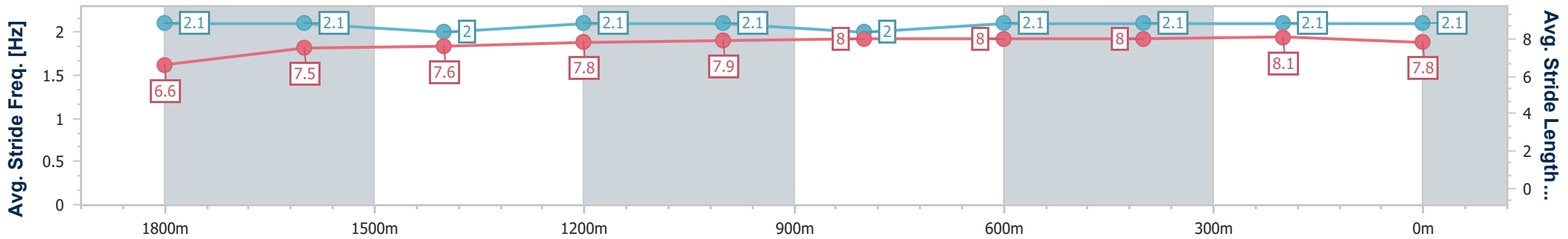
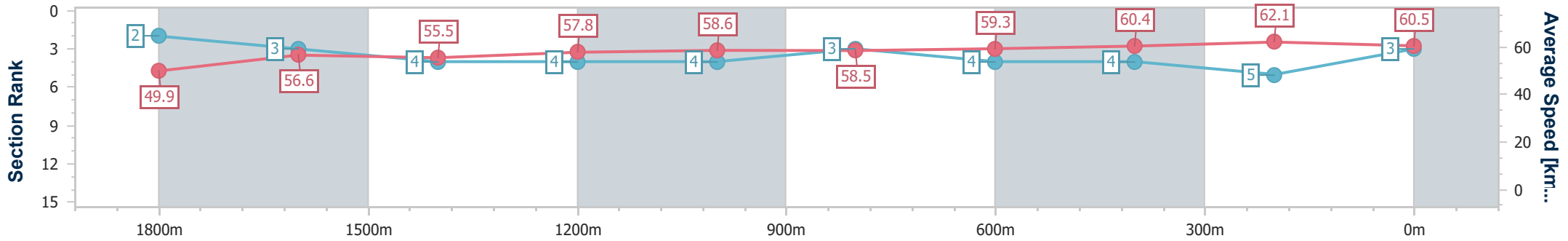


Doomben QLD Professional
Race 5: LADBROKES PUNTER ASSIST BENCHMARK 68
Handicap - 2060m
 01 February 2023 - 15:58
 Track Rating: Good 4, Weather: Overcast, Rail Position: +10m
 Entire Course



BRISBANE RACING CLUB

Section	Overall	1800m	1600m	1400m	1200m	1000m	800m	600m	400m	200m			
Section Times	2:08.52 [3] (0:18.79)	1:49.73 [2] (0:12.47)	1:37.26 [3] (0:12.85)	1:24.41 [4] (0:12.41)	1:12.00 [4] (0:12.28)	0:59.72 [4] (0:12.30)	0:47.42 [3] (0:12.12)	0:35.30 [4] (0:11.82)	0:23.48 [4] (0:11.58)	0:11.90 [5] (0:11.90)			
Average Speed [km/h]	49.9	56.6	55.5	57.8	58.6	58.5	59.3	60.4	62.1	60.5			
Top Speed [km/h]	59.8	57.8	56.6	60.2	60.3	58.9	61.3	61.2	63.5	62.2			
Avg. Dist. to Rail [m]	2.8	2.9	2.1	0.6	0.2	0.2	0.4	1.4	1.0	2.1			
Avg. Stride Freq. [Hz]	2.1	2.1	2.0	2.1	2.1	2.0	2.1	2.1	2.1	2.1			
Avg. Stride Length [m]	6.6	7.5	7.6	7.8	7.9	8.0	8.0	8.0	8.1	7.8			



- [] Ranking at each section and finish
- .-.- No data available at this section
- NA No data available



Horse/Jockey Name	Bonbora
Final Rank	4
Fastest Section Time (Section)	0:11.41 (400m)
Top Speed [km/h] (Section)	65.2 (400m)
Race State	Finished

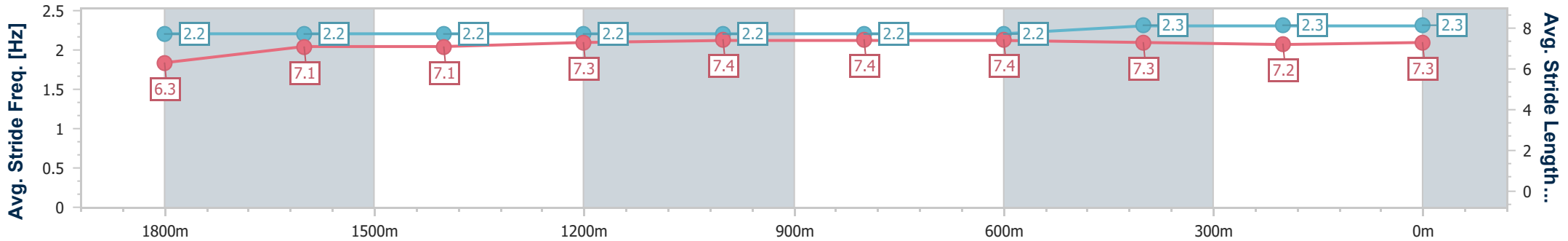
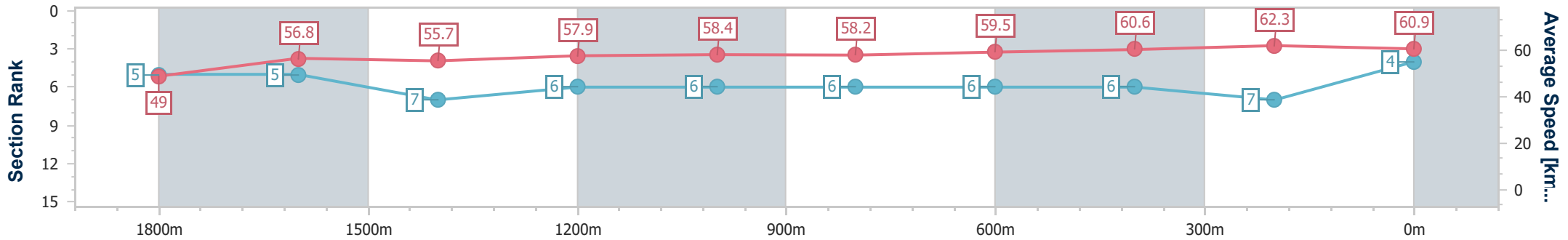


Doomben QLD Professional
Race 5: LADBROKES PUNTER ASSIST BENCHMARK 68
Handicap - 2060m
01 February 2023 - 15:58
Track Rating: Good 4, Weather: Overcast, Rail Position: +10m
Entire Course



BRISBANE
RACING CLUB

Section	Overall	1800m	1600m	1400m	1200m	1000m	800m	600m	400m	200m			
Section Times	2:08.53 [4] (0:19.11)	1:49.42 [5] (0:12.46)	1:36.96 [5] (0:12.86)	1:24.10 [7] (0:12.40)	1:11.70 [6] (0:12.34)	0:59.36 [6] (0:12.38)	0:46.98 [6] (0:12.06)	0:34.92 [6] (0:11.68)	0:23.24 [6] (0:11.41)	0:11.83 [7] (0:11.83)			
Average Speed [km/h]	49.0	56.8	55.7	57.9	58.4	58.2	59.5	60.6	62.3	60.9			
Top Speed [km/h]	59.6	59.1	59.0	60.0	59.6	59.7	61.9	62.3	65.2	62.2			
Avg. Dist. to Rail [m]	2.8	2.7	1.7	0.4	0.4	0.4	0.7	3.5	5.3	4.9			
Avg. Stride Freq. [Hz]	2.2	2.2	2.2	2.2	2.2	2.2	2.2	2.3	2.3	2.3			
Avg. Stride Length [m]	6.3	7.1	7.1	7.3	7.4	7.4	7.4	7.3	7.2	7.3			



- [] Ranking at each section and finish
- .-.- No data available at this section
- NA No data available



Horse/Jockey Name	Chocolatier
Final Rank	5
Fastest Section Time (Section)	0:11.65 (400m)
Top Speed [km/h] (Section)	63.1 (400m)
Race State	Finished

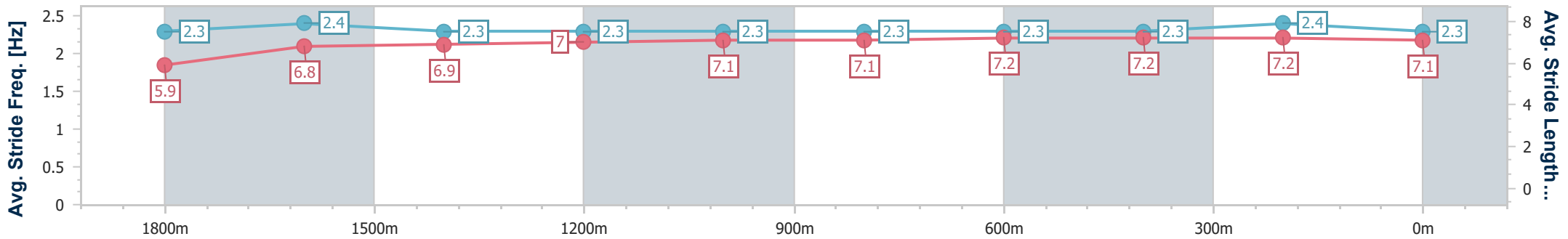
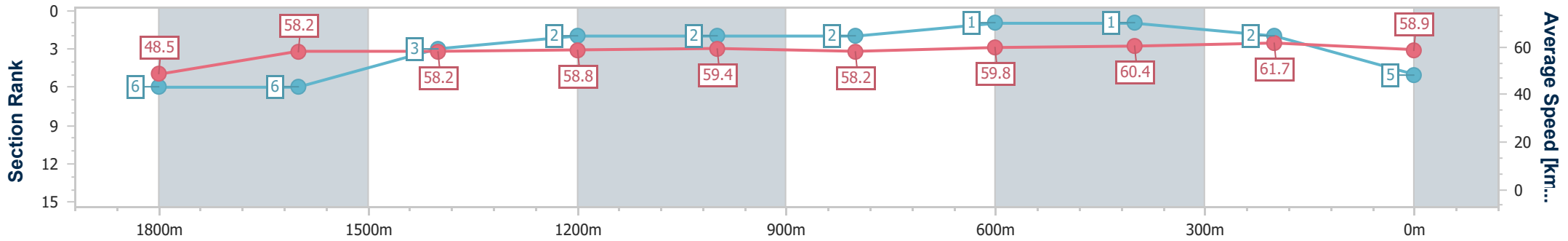


Doomben QLD Professional
Race 5: LADBROKES PUNTER ASSIST BENCHMARK 68
 Handicap - 2060m
 01 February 2023 - 15:58
 Track Rating: Good 4, Weather: Overcast, Rail Position: +10m
 Entire Course



BRISBANE
RACING CLUB

Section	Overall	1800m	1600m	1400m	1200m	1000m	800m	600m	400m	200m			
Section Times	2:08.77 [5] (0:19.28)	1:49.49 [6] (0:12.34)	1:37.15 [6] (0:12.35)	1:24.80 [3] (0:12.34)	1:12.46 [2] (0:12.13)	1:00.33 [2] (0:12.41)	0:47.92 [2] (0:12.09)	0:35.83 [1] (0:11.94)	0:23.89 [1] (0:11.65)	0:12.24 [2] (0:12.24)			
Average Speed [km/h]	48.5	58.2	58.2	58.8	59.4	58.2	59.8	60.4	61.7	58.9			
Top Speed [km/h]	59.8	59.7	59.8	60.4	60.8	58.8	60.7	61.6	63.1	61.3			
Avg. Dist. to Rail [m]	1.6	0.5	0.5	1.4	2.6	1.4	0.8	0.3	0.3	0.5			
Avg. Stride Freq. [Hz]	2.3	2.4	2.3	2.3	2.3	2.3	2.3	2.3	2.4	2.3			
Avg. Stride Length [m]	5.9	6.8	6.9	7.0	7.1	7.1	7.2	7.2	7.2	7.1			



- [] Ranking at each section and finish
- .-.- No data available at this section
- NA No data available



Horse/Jockey Name	Do Well Legend
Final Rank	6
Fastest Section Time (Section)	0:11.44 (400m)
Top Speed [km/h] (Section)	64.8 (400m)
Race State	Finished

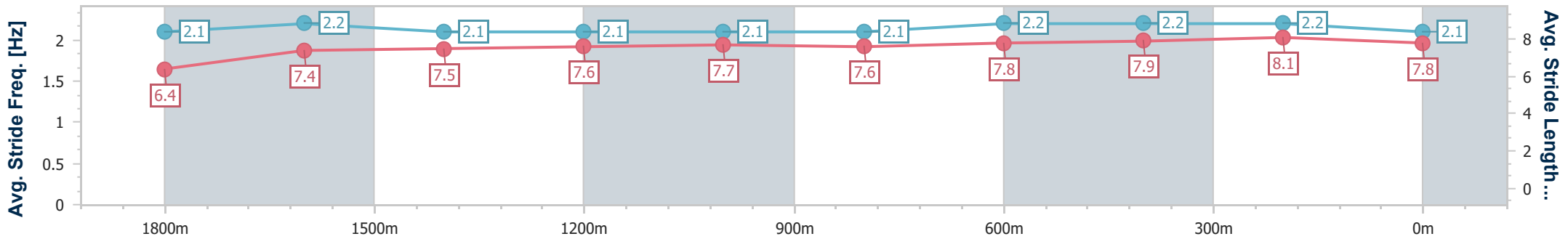
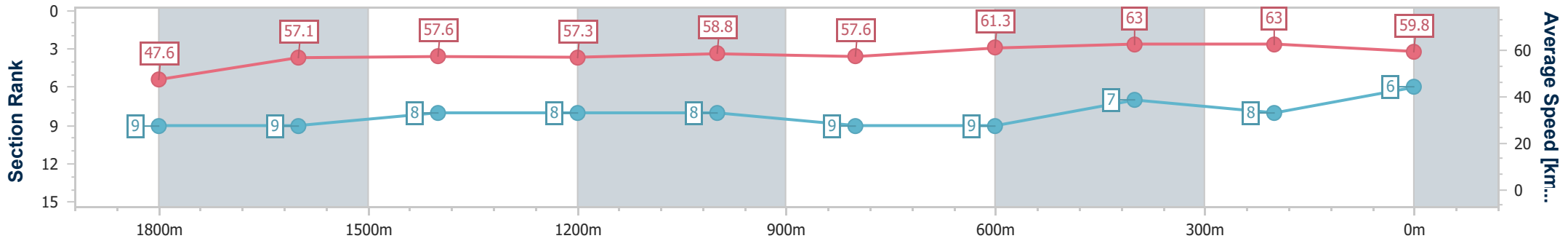


Doomben QLD Professional
Race 5: LADBROKES PUNTER ASSIST BENCHMARK 68
Handicap - 2060m
01 February 2023 - 15:58
Track Rating: Good 4, Weather: Overcast, Rail Position: +10m
Entire Course



BRISBANE
RACING CLUB

Section	Overall	1800m	1600m	1400m	1200m	1000m	800m	600m	400m	200m			
Section Times	2:08.79 [6] (0:19.67)	1:49.12 [9] (0:12.51)	1:36.61 [9] (0:12.46)	1:24.15 [8] (0:12.55)	1:11.60 [8] (0:12.25)	0:59.35 [8] (0:12.58)	0:46.77 [9] (0:11.82)	0:34.95 [9] (0:11.48)	0:23.47 [7] (0:11.44)	0:12.03 [8] (0:12.03)			
Average Speed [km/h]	47.6	57.1	57.6	57.3	58.8	57.6	61.3	63.0	63.0	59.8			
Top Speed [km/h]	58.1	58.4	58.7	60.4	60.4	60.3	62.8	63.6	64.8	61.4			
Avg. Dist. to Rail [m]	3.7	1.4	0.8	0.2	1.3	1.5	1.3	0.6	1.6	2.2			
Avg. Stride Freq. [Hz]	2.1	2.2	2.1	2.1	2.1	2.1	2.2	2.2	2.2	2.1			
Avg. Stride Length [m]	6.4	7.4	7.5	7.6	7.7	7.6	7.8	7.9	8.1	7.8			



- [] Ranking at each section and finish
- .-.- No data available at this section
- NA No data available



Horse/Jockey Name	Empress EI
Final Rank	7
Fastest Section Time (Section)	0:11.39 (400m)
Top Speed [km/h] (Section)	64.4 (400m)
Race State	Finished

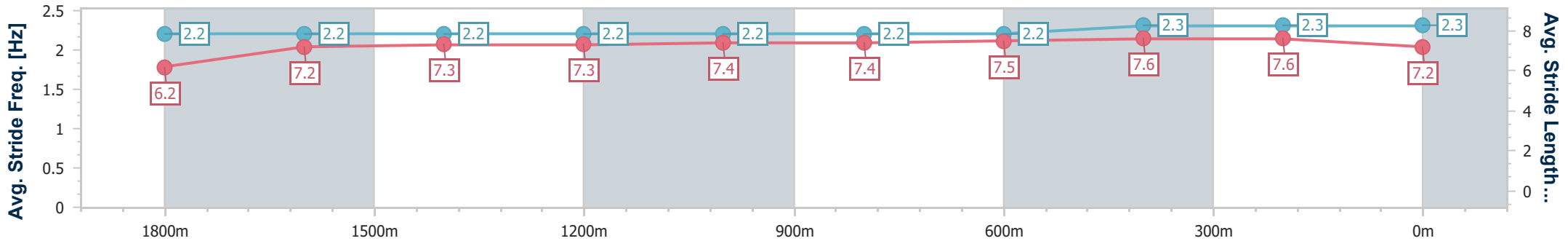
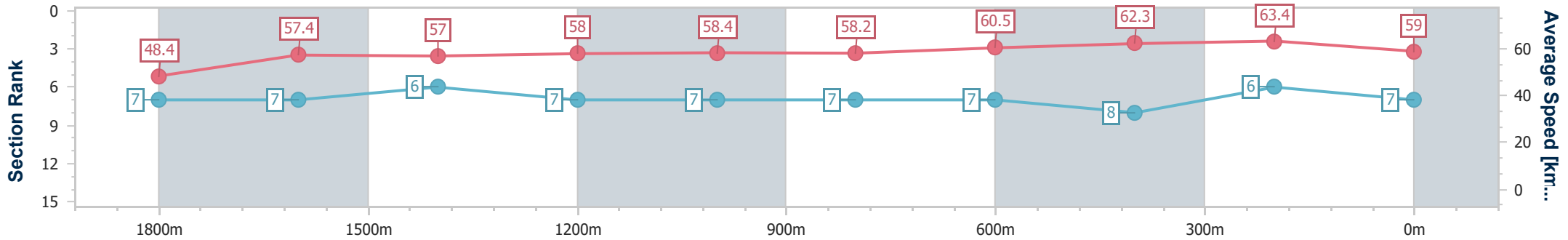


Doomben QLD Professional
Race 5: LADBROKES PUNTER ASSIST BENCHMARK 68
Handicap - 2060m
01 February 2023 - 15:58
Track Rating: Good 4, Weather: Overcast, Rail Position: +10m
Entire Course



BRISBANE
RACING CLUB

Section	Overall	1800m	1600m	1400m	1200m	1000m	800m	600m	400m	200m			
Section Times	2:08.85 [7] (0:19.34)	1:49.51 [7] (0:12.47)	1:37.04 [7] (0:12.56)	1:24.48 [6] (0:12.44)	1:12.04 [7] (0:12.33)	0:59.71 [7] (0:12.42)	0:47.29 [7] (0:12.04)	0:35.25 [7] (0:11.65)	0:23.60 [8] (0:11.39)	0:12.21 [6] (0:12.21)			
Average Speed [km/h]	48.4	57.4	57.0	58.0	58.4	58.2	60.5	62.3	63.4	59.0			
Top Speed [km/h]	60.4	58.6	58.0	59.4	59.9	60.3	62.0	62.7	64.4	61.5			
Avg. Dist. to Rail [m]	2.2	1.2	1.2	0.7	1.8	1.7	2.1	1.5	2.6	4.4			
Avg. Stride Freq. [Hz]	2.2	2.2	2.2	2.2	2.2	2.2	2.2	2.3	2.3	2.3			
Avg. Stride Length [m]	6.2	7.2	7.3	7.3	7.4	7.4	7.5	7.6	7.6	7.2			



- [] Ranking at each section and finish
- .-.- No data available at this section
- NA No data available



Horse/Jockey Name	Sibylla
Final Rank	8
Fastest Section Time (Section)	0:11.38 (400m)
Top Speed [km/h] (Section)	65.7 (400m)
Race State	Finished

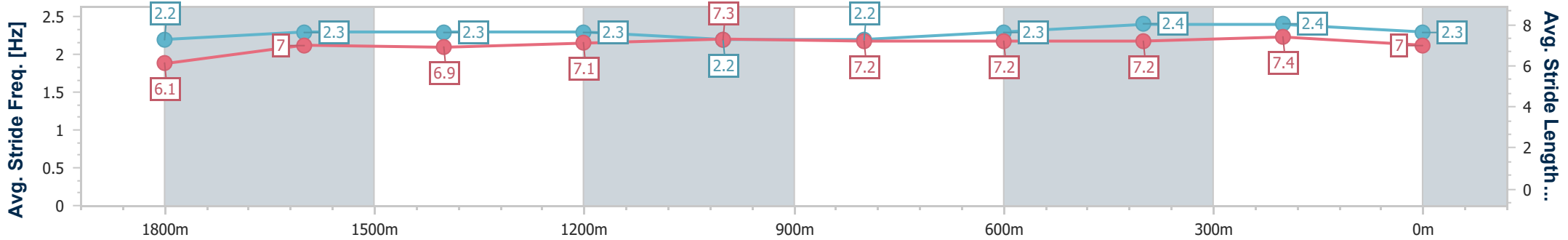
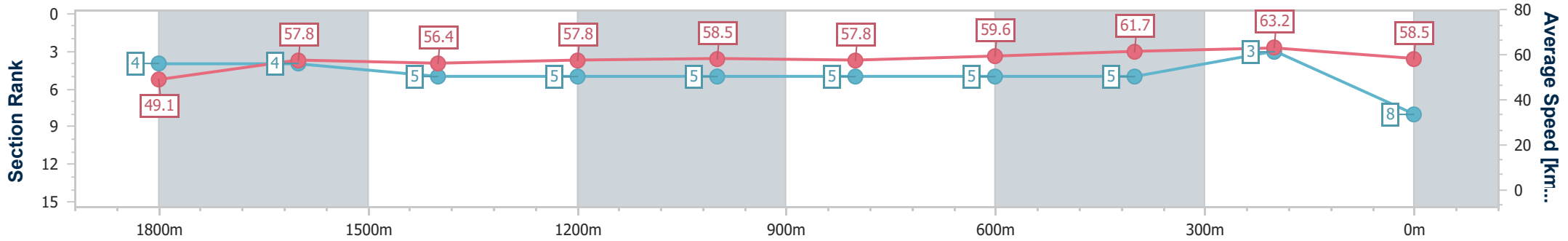


Doomben QLD Professional
Race 5: LADBROKES PUNTER ASSIST BENCHMARK 68
Handicap - 2060m
01 February 2023 - 15:58
Track Rating: Good 4, Weather: Overcast, Rail Position: +10m
Entire Course



BRISBANE
RACING CLUB

Section	Overall	1800m	1600m	1400m	1200m	1000m	800m	600m	400m	200m
Section Times	2:08.86 [8] (0:19.09)	1:49.77 [4] (0:12.34)	1:37.43 [4] (0:12.71)	1:24.72 [5] (0:12.48)	1:12.24 [5] (0:12.32)	0:59.92 [5] (0:12.51)	0:47.41 [5] (0:12.12)	0:35.29 [5] (0:11.61)	0:23.68 [5] (0:11.38)	0:12.30 [3] (0:12.30)
Average Speed [km/h]	49.1	57.8	56.4	57.8	58.5	57.8	59.6	61.7	63.2	58.5
Top Speed [km/h]	58.8	59.2	58.2	60.5	60.6	59.3	63.0	63.8	65.7	61.6
Avg. Dist. to Rail [m]	1.5	1.3	1.0	0.8	1.2	1.1	0.6	0.8	0.7	2.3
Avg. Stride Freq. [Hz]	2.2	2.3	2.3	2.3	2.2	2.2	2.3	2.4	2.4	2.3
Avg. Stride Length [m]	6.1	7.0	6.9	7.1	7.3	7.2	7.2	7.2	7.4	7.0



- [] Ranking at each section and finish
- .-.- No data available at this section
- NA No data available



Horse/Jockey Name	Valley's Sister
Final Rank	9
Fastest Section Time (Section)	0:11.58 (400m)
Top Speed [km/h] (Section)	63.1 (400m)
Race State	Finished

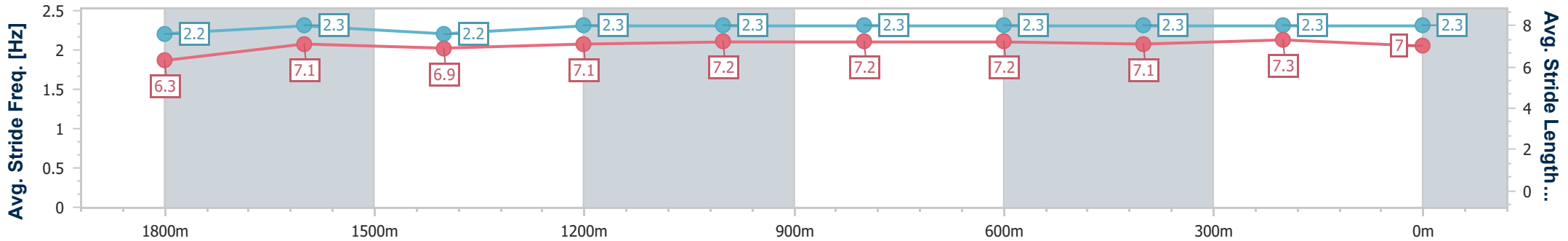
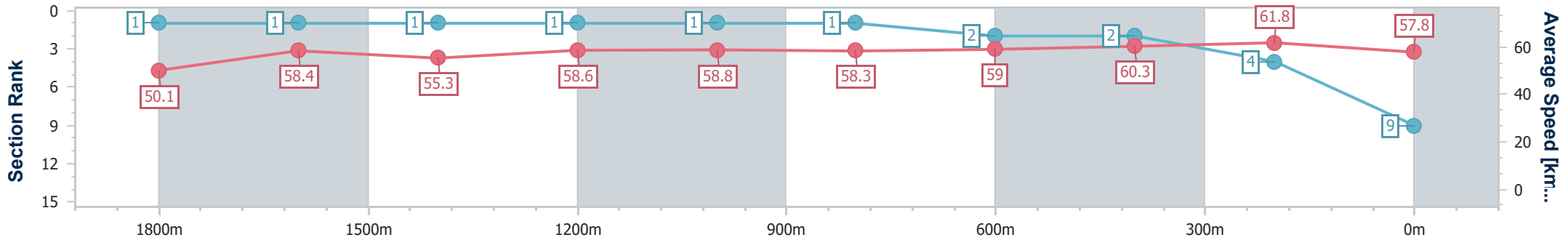


Doomben QLD Professional
Race 5: LADBROKES PUNTER ASSIST BENCHMARK 68
Handicap - 2060m
01 February 2023 - 15:58
Track Rating: Good 4, Weather: Overcast, Rail Position: +10m
Entire Course



BRISBANE
RACING CLUB

Section	Overall	1800m	1600m	1400m	1200m	1000m	800m	600m	400m	200m			
Section Times	2:08.94 [9] (0:18.71)	1:50.23 [1] (0:12.18)	1:38.05 [1] (0:12.90)	1:25.15 [1] (0:12.28)	1:12.87 [1] (0:12.23)	1:00.64 [1] (0:12.34)	0:48.30 [1] (0:12.25)	0:36.05 [2] (0:11.98)	0:24.07 [2] (0:11.58)	0:12.49 [4] (0:12.49)			
Average Speed [km/h]	50.1	58.4	55.3	58.6	58.8	58.3	59.0	60.3	61.8	57.8			
Top Speed [km/h]	61.8	61.8	56.8	59.9	59.8	59.1	60.8	61.7	63.1	61.2			
Avg. Dist. to Rail [m]	4.7	1.8	2.0	0.8	1.4	0.3	1.0	0.9	2.1	1.3			
Avg. Stride Freq. [Hz]	2.2	2.3	2.2	2.3	2.3	2.3	2.3	2.3	2.3	2.3			
Avg. Stride Length [m]	6.3	7.1	6.9	7.1	7.2	7.2	7.2	7.1	7.3	7.0			



- [] Ranking at each section and finish
- .-.- No data available at this section
- NA No data available



Horse/Jockey Name	Bay Street
Final Rank	10
Fastest Section Time (Section)	0:11.51 (400m)
Top Speed [km/h] (Section)	63.9 (400m)
Race State	Finished

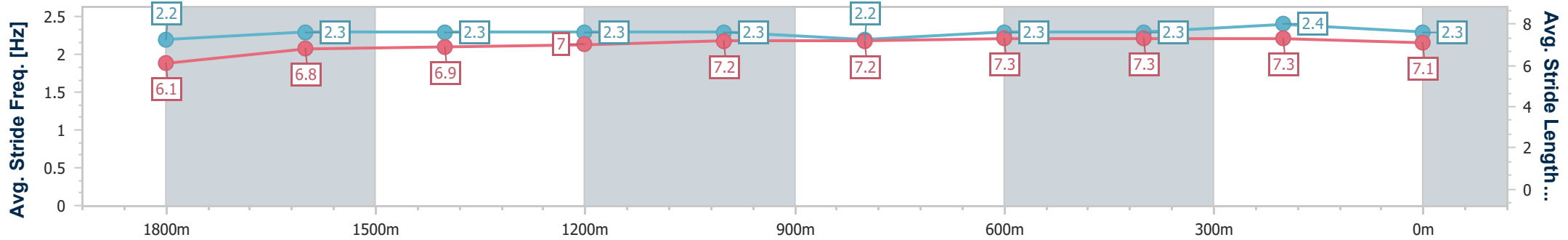
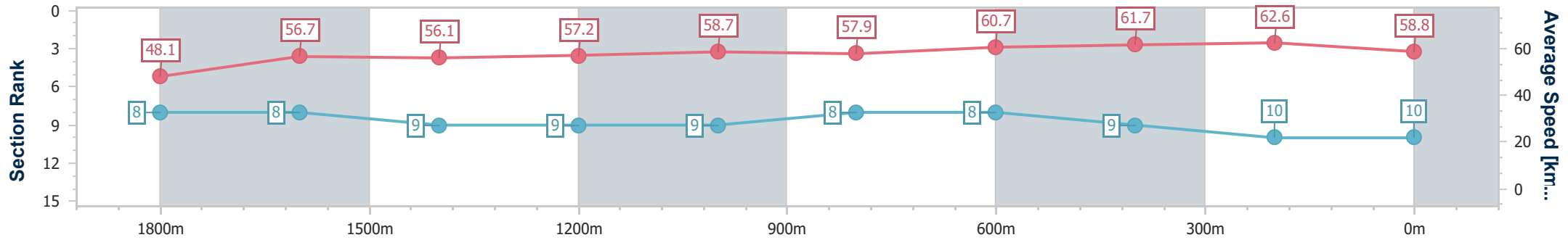


Doomben QLD Professional
Race 5: LADBROKES PUNTER ASSIST BENCHMARK 68
Handicap - 2060m
01 February 2023 - 15:58
Track Rating: Good 4, Weather: Overcast, Rail Position: +10m
Entire Course



BRISBANE
RACING CLUB

Section	Overall	1800m	1600m	1400m	1200m	1000m	800m	600m	400m	200m			
Section Times	2:09.22 [10] (0:19.48)	1:49.74 [8] (0:12.47)	1:37.27 [8] (0:12.73)	1:24.54 [9] (0:12.53)	1:12.01 [9] (0:12.29)	0:59.72 [9] (0:12.44)	0:47.28 [8] (0:11.86)	0:35.42 [8] (0:11.66)	0:23.76 [9] (0:11.51)	0:12.25 [10] (0:12.25)			
Average Speed [km/h]	48.1	56.7	56.1	57.2	58.7	57.9	60.7	61.7	62.6	58.8			
Top Speed [km/h]	60.5	59.8	60.1	60.4	60.2	60.4	62.2	62.5	63.9	63.8			
Avg. Dist. to Rail [m]	2.7	2.9	2.1	0.8	0.4	0.4	0.2	0.3	0.4	1.2			
Avg. Stride Freq. [Hz]	2.2	2.3	2.3	2.3	2.3	2.2	2.3	2.3	2.4	2.3			
Avg. Stride Length [m]	6.1	6.8	6.9	7.0	7.2	7.2	7.3	7.3	7.3	7.1			



- [] Ranking at each section and finish
- .-.- No data available at this section
- NA No data available