



# Doomben QLD Professional

## Race 4: RACECOURSE VILLAGE Fillies and Mares Maiden Handicap - 1350m

01 February 2023 - 15:24



BRISBANE  
RACING CLUB

Track Rating: Good 4, Weather: Overcast, Rail Position: +10m Entire Course

Section		Overall	1200m	1000m	800m	600m	400m	Last 600m				
Field Times		1:20.79 (0:11.29)	1:09.50 (0:11.14)	0:58.36 (0:12.00)	0:46.36 (0:12.05)	0:34.31 (0:11.71)	0:22.60 (0:11.20)	0:34.31				
Rank	TAB Horse/Jockey	Barrier	Top Speed [km/h]	Fastest Section	Distance Travelled [m]							
1	9 IRON GRACE Jim Byrne	7	66.3 1200m	0:11.14 1200m	1:20.79 [1] (0:11.29)	1:09.50 [1] (0:11.14)	0:58.36 [1] (0:12.00)	0:46.36 [1] (0:12.05)	0:34.31 [1] (0:11.71)	0:22.60 [1] (0:11.20)	0:34.31	
2	7 HEARSAY Justin Huxtable	8	66.7 1200m	0:11.13 1200m	1:20.89 [2] (0:11.36)	1:09.53 [3] (0:11.13)	0:58.40 [2] (0:12.04)	0:46.36 [2] (0:12.11)	0:34.25 [2] (0:11.65)	0:22.60 [2] (0:11.17)	0:34.25	+4
3	5 CHAYSE'N' THE KING Sean Cormack	3	67.7 400m	0:10.87 400m	1:20.94 [3] (0:11.47)	1:09.47 [5] (0:11.06)	0:58.41 [4] (0:12.14)	0:46.27 [4] (0:12.17)	0:34.10 [5] (0:11.79)	0:22.31 [5] (0:10.87)	0:34.10	+7
4	4 BRIGHT TIARA Jaden Lloyd	10	67.1 400m	0:10.92 400m	1:20.97 [4] (0:11.72)	1:09.25 [8] (0:11.10)	0:58.15 [6] (0:12.14)	0:46.01 [6] (0:12.12)	0:33.89 [8] (0:11.56)	0:22.33 [6] (0:10.92)	0:33.89	+2
5	1 BERNMARK Elione Chaves	2	65.6 1200m	0:11.18 400m	1:21.07 [5] (0:11.32)	1:09.75 [2] (0:11.19)	0:58.56 [3] (0:12.10)	0:46.46 [3] (0:12.10)	0:34.36 [3] (0:11.72)	0:22.64 [4] (0:11.18)	0:34.36	+0
6	8 IRISH SALLY Gary Geran	5	66.5 1200m	0:11.02 400m	1:21.36 [6] (0:11.75)	1:09.61 [9] (0:11.10)	0:58.51 [9] (0:12.27)	0:46.24 [10] (0:12.03)	0:34.21 [9] (0:11.74)	0:22.47 [10] (0:11.02)	0:34.21	-1
7	13 ALABAMA GOLD Andrew Spinks	11	67.0 400m	0:11.03 400m	1:21.42 [7] (0:11.49)	1:09.93 [6] (0:11.29)	0:58.64 [6] (0:12.23)	0:46.41 [9] (0:12.09)	0:34.32 [10] (0:11.67)	0:22.65 [9] (0:11.03)	0:34.32	+5
8	14 OAKFIELD FEATHER Chelsea Jovic	13	66.9 1200m	0:11.03 1200m	1:21.89 [8] (0:12.18)	1:09.71 [11] (0:11.03)	0:58.68 [10] (0:12.22)	0:46.46 [11] (0:12.02)	0:34.44 [11] (0:11.58)	0:22.86 [11] (0:11.07)	0:34.44	+5
9	11 EARLY CHOICE Isabella Rabjones	1	66.3 1200m	0:11.16 400m	1:22.03 [9] (0:11.62)	1:10.41 [7] (0:11.22)	0:59.19 [8] (0:12.12)	0:47.07 [7] (0:12.08)	0:34.99 [7] (0:11.73)	0:23.26 [7] (0:11.16)	0:34.99	-2
10	16 CRYSTALLIZATION Georgina Cartwright	4	66.7 1200m	0:11.20 400m	1:22.11 [10] (0:11.36)	1:10.75 [4] (0:11.21)	0:59.54 [5] (0:12.23)	0:47.31 [5] (0:12.21)	0:35.10 [6] (0:11.82)	0:23.28 [8] (0:11.20)	0:35.10	+7

Scratched: Kalends (#3), Ausbred Yahoo (#2), Compass Rose (#6), Swanic Boom (#10), Double Oh Seven (#15)

Report Created: Wed 1 February 2023 15:36 GMT+ (Note: Timing is based on position data)

Page 1/15

[ ] Ranking at each section and finish  
 -:-:- No data available at this section  
 NA No data available  
 SCN Saddle cloth number  
 DNF Did not finish  
 DNT Did not track

data processed by TRIPLES DATA



**Doomben QLD Professional**  
**Race 4: RACECOURSE VILLAGE Fillies and Mares Maiden Handicap - 1350m**  
**01 February 2023 - 15:24**



Track Rating: Good 4, Weather: Overcast, Rail Position: +10m Entire Course

Section	Overall	1200m	1000m	800m	600m	400m	Last 600m
Field Times	1:20.79 (0:11.29)	1:09.50 (0:11.14)	0:58.36 (0:12.00)	0:46.36 (0:12.05)	0:34.31 (0:11.71)	0:22.60 (0:11.20)	0:34.31

Rank	TAB	Horse/Jockey	Barrier	Top Speed [km/h]	Fastest Section	Distance Travelled [m]
11	12	<b>GISELLE'S GAMBLE</b>	12	66.2	0:11.09	
		Stephanie Thornton		1200m	1200m	

Scratched: Kalends (#3), Ausbred Yahoo (#2), Compass Rose (#6), Swanic Boom (#10), Double Oh Seven (#15)

[ ] Ranking at each section and finish  
 -:-:- No data available at this section  
 NA No data available

SCN Saddle cloth number  
 DNF Did not finish  
 DNT Did not track



# Doomben QLD Professional

## Race 4: RACECOURSE VILLAGE Fillies and Mares Maiden Handicap - 1350m

01 February 2023 - 15:24



BRISBANE  
RACING CLUB

Track Rating: Good 4, Weather: Overcast, Rail Position: +10m Entire Course

Section				200m				Last 600m		
Field Times				0:11.40 (0:11.40)				0:34.31		
Rank	TAB	Horse/Jockey	Barrier	Top Speed [km/h]	Fastest Section	Margin			Distance Travelled [m]	
1	9	<b>IRON GRACE</b> Jim Byrne	7	66.3 1200m	0:11.14 1200m	0:11.40 [2] (0:11.40)	1:20.79		0:34.31	
2	7	<b>HEARSAY</b> Justin Huxtable	8	66.7 1200m	0:11.13 1200m	0:11.43 [1] (0:11.43)	0.64L		0:34.25	+4
3	5	<b>CHAYSE'N' THE KING</b> Sean Cormack	3	67.7 400m	0:10.87 400m	0:11.44 [3] (0:11.44)	0.94L		0:34.10	+7
4	4	<b>BRIGHT TIARA</b> Jaden Lloyd	10	67.1 400m	0:10.92 400m	0:11.41 [4] (0:11.41)	1.14L		0:33.89	+2
5	1	<b>BERNMARK</b> Elione Chaves	2	65.6 1200m	0:11.18 400m	0:11.46 [5] (0:11.46)	1.74L		0:34.36	+0
6	8	<b>IRISH SALLY</b> Gary Geran	5	66.5 1200m	0:11.02 400m	0:11.45 [8] (0:11.45)	3.43L		0:34.21	-1
7	13	<b>ALABAMA GOLD</b> Andrew Spinks	11	67.0 400m	0:11.03 400m	0:11.62 [7] (0:11.62)	3.72L		0:34.32	+5
8	14	<b>OAKFIELD FEATHER</b> Chelsea Jokic	13	66.9 1200m	0:11.03 1200m	0:11.79 [11] (0:11.79)	6.57L		0:34.44	+5
9	11	<b>EARLY CHOICE</b> Isabella Rabjones	1	66.3 1200m	0:11.16 400m	0:12.10 [9] (0:12.10)	7.31L		0:34.99	-2
10	16	<b>CRYSTALLIZATION</b> Georgina Cartwright	4	66.7 1200m	0:11.20 400m	0:12.08 [10] (0:12.08)	7.8L		0:35.10	+7

Scratched: Kalends (#3), Ausbred Yahoo (#2), Compass Rose (#6), Swanic Boom (#10), Double Oh Seven (#15)

Report Created: Wed 1 February 2023 15:36 GMT+ (Note: Timing is based on position data)

Page 3/15

[ ] Ranking at each section and finish  
 -:-:- No data available at this section  
 NA No data available

SCN Saddle cloth number  
 DNF Did not finish  
 DNT Did not track

data processed by **TRIPLES DATA**



**Doomben QLD Professional**  
**Race 4: RACECOURSE VILLAGE Fillies and Mares Maiden Handicap -**  
**1350m**  
**01 February 2023 - 15:24**



Track Rating: Good 4, Weather: Overcast, Rail Position: +10m Entire Course

Section		200m		Last 600m		
Field Times		0:11.40 (0:11.40)		0:34.31		
Rank	TAB Horse/Jockey	Barrier	Top Speed [km/h]	Fastest Section	Margin	Distance Travelled [m]
11	12 <b>GISELLE'S GAMBLE</b>	12	66.2	0:11.09	0:12.28 [6]	8.05L
	Stephanie Thornton		1200m	1200m	(0:12.28)	0:35.40 +7

Scratched: Kalends (#3), Ausbred Yahoo (#2), Compass Rose (#6), Swanic Boom (#10), Double Oh Seven (#15)

[ ] Ranking at each section and finish  
 -:-:- No data available at this section  
 NA No data available

SCN Saddle cloth number  
 DNF Did not finish  
 DNT Did not track



Horse/Jockey Name	Iron Grace
Final Rank	1
Fastest Section Time (Section)	0:11.14 (1200m)
Top Speed [km/h] (Section)	66.3 (1200m)
Race State	Finished

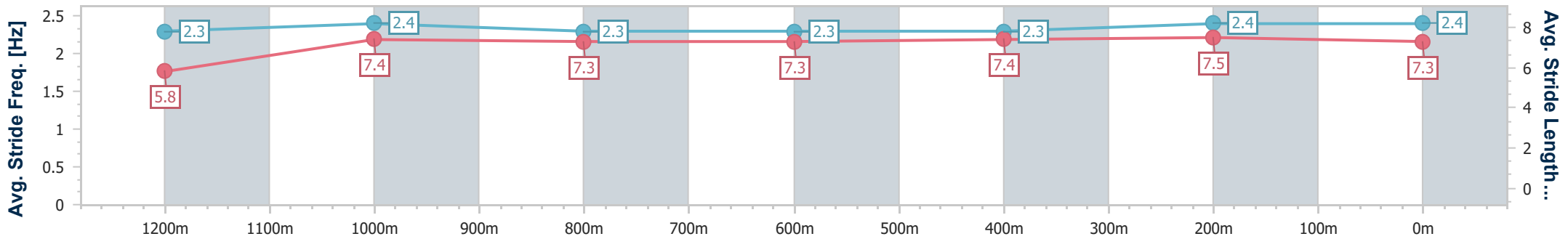
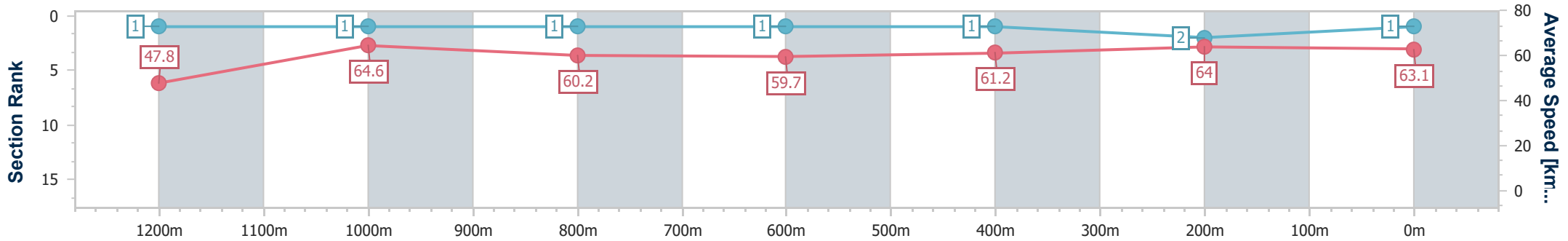


**Doomben QLD Professional**  
**Race 4: RACECOURSE VILLAGE Fillies and Mares Maiden Handicap - 1350m**  
 01 February 2023 - 15:24  
 Track Rating: Good 4, Weather: Overcast, Rail Position: +10m Entire Course



BRISBANE RACING CLUB

Section	Overall	1200m	1000m	800m	600m	400m	200m
Section Times	1:20.79 [1] (0:11.29)	1:09.50 [1] (0:11.14)	0:58.36 [1] (0:12.00)	0:46.36 [1] (0:12.05)	0:34.31 [1] (0:11.71)	0:22.60 [1] (0:11.20)	0:11.40 [2] (0:11.40)
Average Speed [km/h]	47.8	64.6	60.2	59.7	61.2	64.0	63.1
Top Speed [km/h]	65.2	66.3	62.4	61.0	63.0	65.4	65.3
Avg. Dist. to Rail [m]	6.4	3.7	1.5	0.4	0.8	1.2	0.2
Avg. Stride Freq. [Hz]	2.3	2.4	2.3	2.3	2.3	2.4	2.4
Avg. Stride Length [m]	5.8	7.4	7.3	7.3	7.4	7.5	7.3



- [ ] Ranking at each section and finish
- .-.- No data available at this section
- NA No data available



Horse/Jockey Name	Hearsay
Final Rank	2
Fastest Section Time (Section)	0:11.13 (1200m)
Top Speed [km/h] (Section)	66.7 (1200m)
Race State	Finished

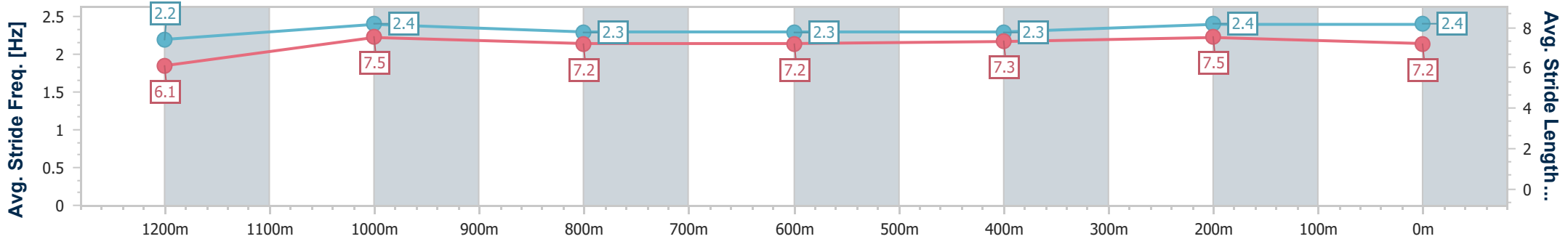
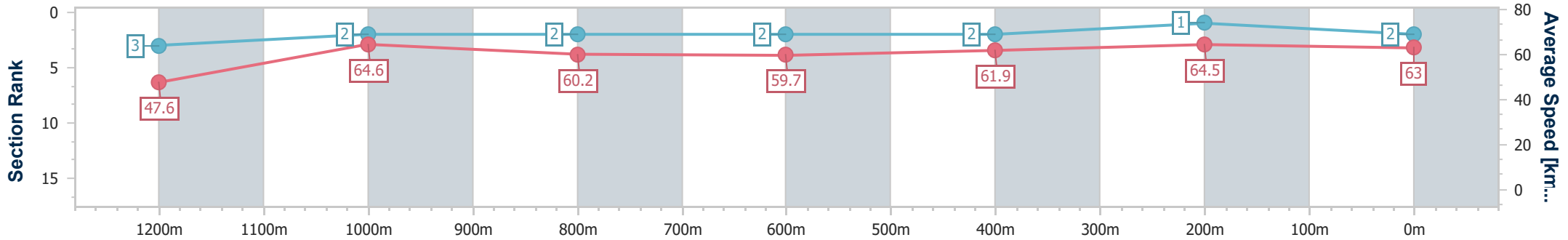


**Doomben QLD Professional**  
**Race 4: RACECOURSE VILLAGE Fillies and Mares Maiden Handicap - 1350m**  
 01 February 2023 - 15:24  
 Track Rating: Good 4, Weather: Overcast, Rail Position: +10m Entire Course



BRISBANE RACING CLUB

Section	Overall	1200m	1000m	800m	600m	400m	200m
Section Times	1:20.89 [2] (0:11.36)	1:09.53 [3] (0:11.13)	0:58.40 [2] (0:12.04)	0:46.36 [2] (0:12.11)	0:34.25 [2] (0:11.65)	0:22.60 [2] (0:11.17)	0:11.43 [1] (0:11.43)
Average Speed [km/h]	47.6	64.6	60.2	59.7	61.9	64.5	63.0
Top Speed [km/h]	65.8	66.7	63.3	61.0	64.0	65.4	64.7
Avg. Dist. to Rail [m]	6.9	4.1	2.0	0.9	0.3	1.1	2.3
Avg. Stride Freq. [Hz]	2.2	2.4	2.3	2.3	2.3	2.4	2.4
Avg. Stride Length [m]	6.1	7.5	7.2	7.2	7.3	7.5	7.2



- [ ] Ranking at each section and finish
- .-.- No data available at this section
- NA No data available



Horse/Jockey Name	Chayse'n' The King
Final Rank	3
Fastest Section Time (Section)	0:10.87 (400m)
Top Speed [km/h] (Section)	67.7 (400m)
Race State	Finished

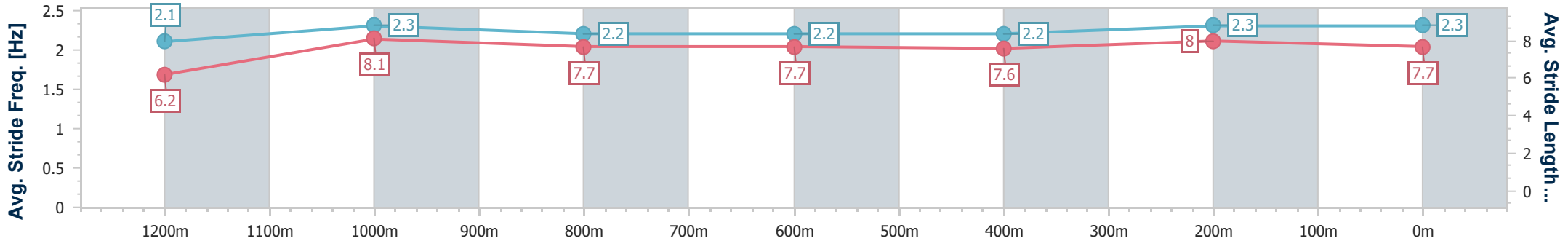
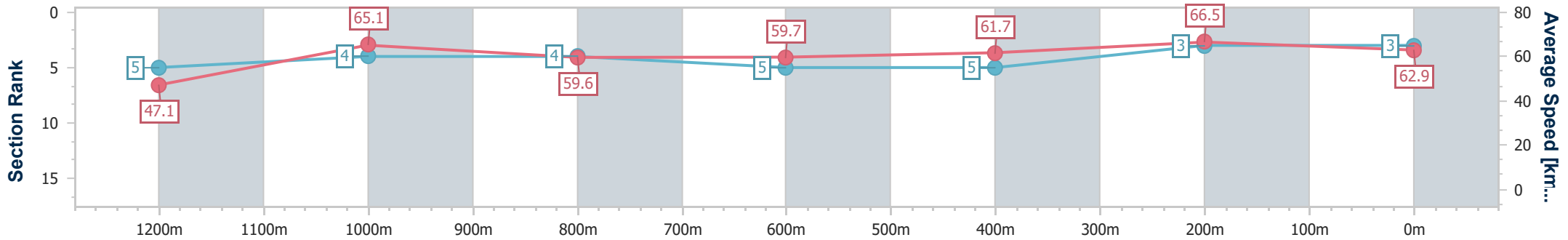


**Doomben QLD Professional**  
**Race 4: RACECOURSE VILLAGE Fillies and Mares Maiden Handicap - 1350m**  
 01 February 2023 - 15:24  
 Track Rating: Good 4, Weather: Overcast, Rail Position: +10m Entire Course



BRISBANE RACING CLUB

Section	Overall	1200m	1000m	800m	600m	400m	200m
Section Times	1:20.94 [3] (0:11.47)	1:09.47 [5] (0:11.06)	0:58.41 [4] (0:12.14)	0:46.27 [4] (0:12.17)	0:34.10 [5] (0:11.79)	0:22.31 [5] (0:10.87)	0:11.44 [3] (0:11.44)
Average Speed [km/h]	47.1	65.1	59.6	59.7	61.7	66.5	62.9
Top Speed [km/h]	66.3	66.4	62.9	60.7	65.1	67.7	66.6
Avg. Dist. to Rail [m]	3.5	1.9	1.7	2.1	1.6	2.3	1.0
Avg. Stride Freq. [Hz]	2.1	2.3	2.2	2.2	2.2	2.3	2.3
Avg. Stride Length [m]	6.2	8.1	7.7	7.7	7.6	8.0	7.7



- [ ] Ranking at each section and finish
- .-.- No data available at this section
- NA No data available



Horse/Jockey Name	Bright Tiara
Final Rank	4
Fastest Section Time (Section)	0:10.92 (400m)
Top Speed [km/h] (Section)	67.1 (400m)
Race State	Finished

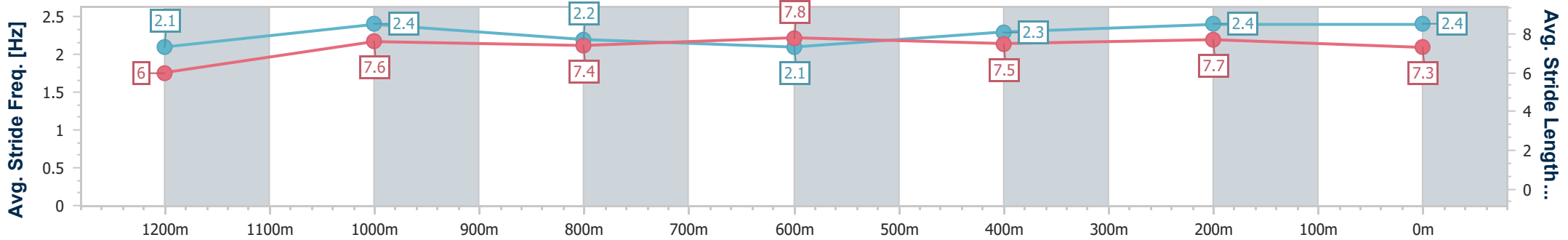
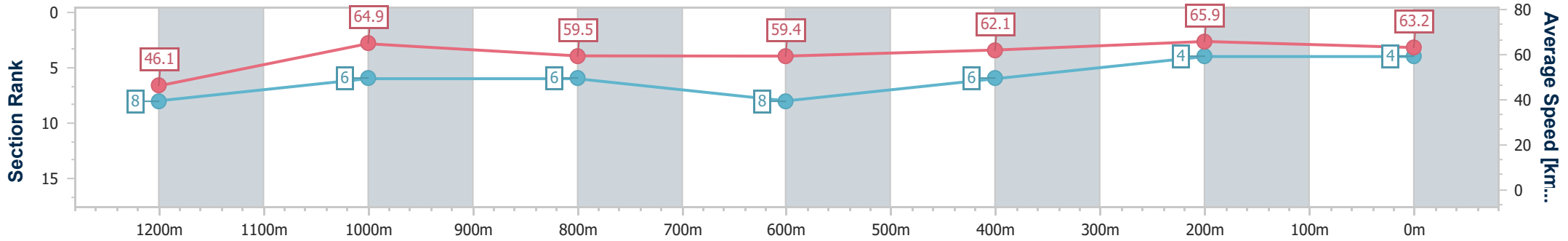


**Doomben QLD Professional**  
**Race 4: RACECOURSE VILLAGE Fillies and Mares Maiden Handicap - 1350m**  
 01 February 2023 - 15:24  
 Track Rating: Good 4, Weather: Overcast, Rail Position: +10m Entire Course



BRISBANE RACING CLUB

Section	Overall	1200m	1000m	800m	600m	400m	200m
Section Times	1:20.97 [4] (0:11.72)	1:09.25 [8] (0:11.10)	0:58.15 [6] (0:12.14)	0:46.01 [6] (0:12.12)	0:33.89 [8] (0:11.56)	0:22.33 [6] (0:10.92)	0:11.41 [4] (0:11.41)
Average Speed [km/h]	46.1	64.9	59.5	59.4	62.1	65.9	63.2
Top Speed [km/h]	65.1	66.7	64.4	61.1	65.1	67.1	66.0
Avg. Dist. to Rail [m]	6.0	1.1	0.8	0.3	0.4	0.3	0.4
Avg. Stride Freq. [Hz]	2.1	2.4	2.2	2.1	2.3	2.4	2.4
Avg. Stride Length [m]	6.0	7.6	7.4	7.8	7.5	7.7	7.3



- [ ] Ranking at each section and finish
- .-.- No data available at this section
- NA No data available





Horse/Jockey Name	Bernmark
Final Rank	5
Fastest Section Time (Section)	0:11.18 (400m)
Top Speed [km/h] (Section)	65.6 (1200m)
Race State	Finished

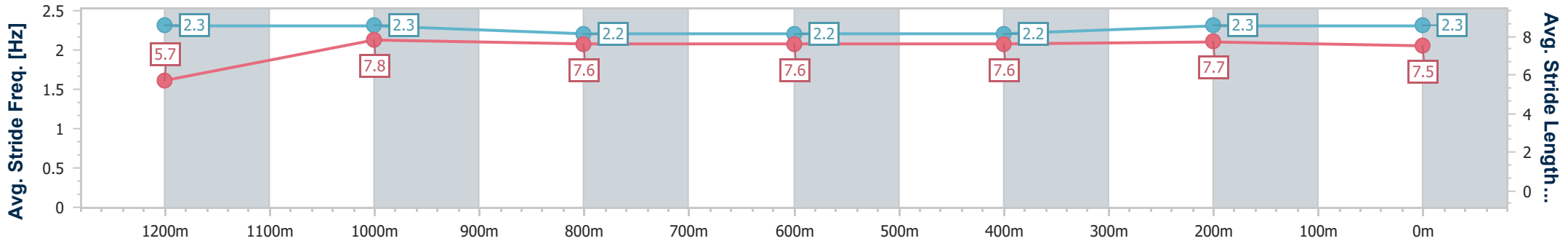
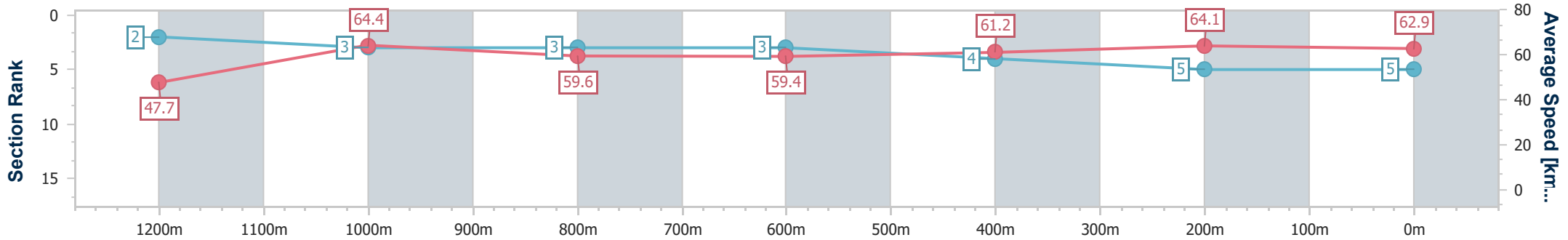


**Doomben QLD Professional**  
**Race 4: RACECOURSE VILLAGE Fillies and Mares Maiden Handicap - 1350m**  
 01 February 2023 - 15:24  
 Track Rating: Good 4, Weather: Overcast, Rail Position: +10m Entire Course



BRISBANE RACING CLUB

Section	Overall	1200m	1000m	800m	600m	400m	200m
Section Times	1:21.07 [5] (0:11.32)	1:09.75 [2] (0:11.19)	0:58.56 [3] (0:12.10)	0:46.46 [3] (0:12.10)	0:34.36 [3] (0:11.72)	0:22.64 [4] (0:11.18)	0:11.46 [5] (0:11.46)
Average Speed [km/h]	47.7	64.4	59.6	59.4	61.2	64.1	62.9
Top Speed [km/h]	65.2	65.6	61.3	60.3	63.4	65.0	65.2
Avg. Dist. to Rail [m]	2.7	0.6	0.4	0.2	0.7	1.4	1.8
Avg. Stride Freq. [Hz]	2.3	2.3	2.2	2.2	2.2	2.3	2.3
Avg. Stride Length [m]	5.7	7.8	7.6	7.6	7.6	7.7	7.5



- [ ] Ranking at each section and finish
- .-.- No data available at this section
- NA No data available



Horse/Jockey Name	Irish Sally
Final Rank	6
Fastest Section Time (Section)	0:11.02 (400m)
Top Speed [km/h] (Section)	66.5 (1200m)
Race State	Finished

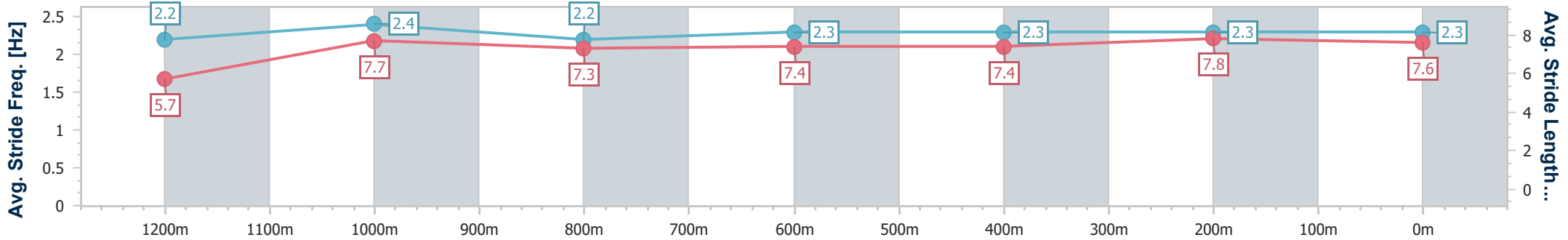
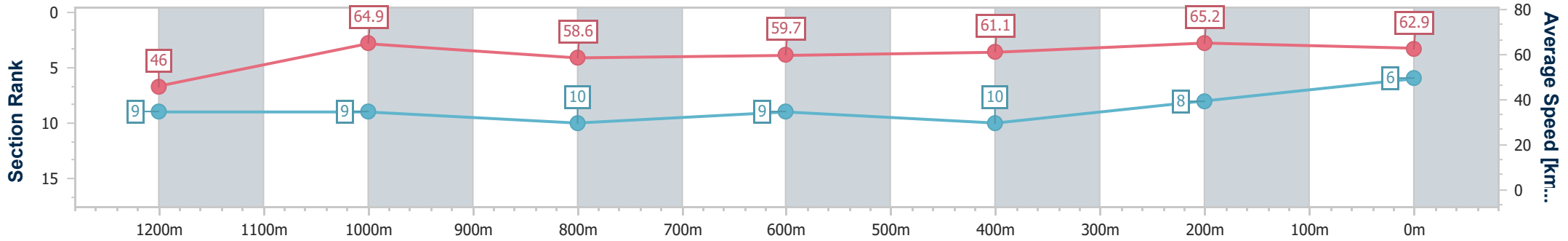


**Doomben QLD Professional**  
**Race 4: RACECOURSE VILLAGE Fillies and Mares Maiden Handicap - 1350m**  
 01 February 2023 - 15:24  
 Track Rating: Good 4, Weather: Overcast, Rail Position: +10m Entire Course



BRISBANE RACING CLUB

Section	Overall	1200m	1000m	800m	600m	400m	200m
Section Times	1:21.36 [6] (0:11.75)	1:09.61 [9] (0:11.10)	0:58.51 [9] (0:12.27)	0:46.24 [10] (0:12.03)	0:34.21 [9] (0:11.74)	0:22.47 [10] (0:11.02)	0:11.45 [8] (0:11.45)
Average Speed [km/h]	46.0	64.9	58.6	59.7	61.1	65.2	62.9
Top Speed [km/h]	64.8	66.5	61.6	60.6	63.7	66.4	64.9
Avg. Dist. to Rail [m]	4.6	0.4	0.3	0.4	0.6	0.6	0.3
Avg. Stride Freq. [Hz]	2.2	2.4	2.2	2.3	2.3	2.3	2.3
Avg. Stride Length [m]	5.7	7.7	7.3	7.4	7.4	7.8	7.6



- [ ] Ranking at each section and finish
- .-.- No data available at this section
- NA No data available



Horse/Jockey Name	Alabama Gold
Final Rank	7
Fastest Section Time (Section)	0:11.03 (400m)
Top Speed [km/h] (Section)	67.0 (400m)
Race State	Finished

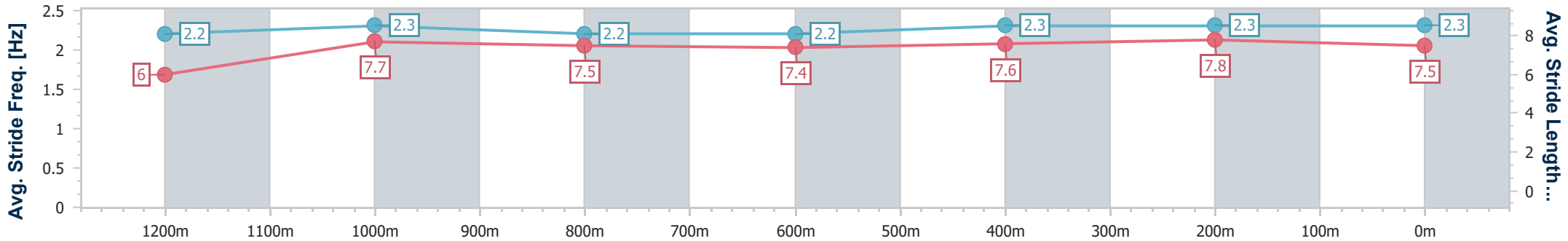
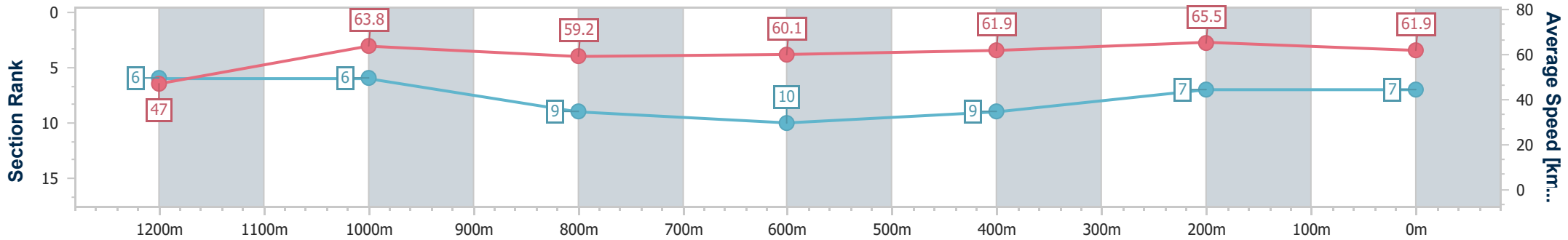


**Doomben QLD Professional**  
**Race 4: RACECOURSE VILLAGE Fillies and Mares Maiden Handicap - 1350m**  
 01 February 2023 - 15:24  
 Track Rating: Good 4, Weather: Overcast, Rail Position: +10m  
 Entire Course



BRISBANE  
RACING CLUB

Section	Overall	1200m	1000m	800m	600m	400m	200m						
Section Times	1:21.42 [7] (0:11.49)	1:09.93 [6] (0:11.29)	0:58.64 [6] (0:12.23)	0:46.41 [9] (0:12.09)	0:34.32 [10] (0:11.67)	0:22.65 [9] (0:11.03)	0:11.62 [7] (0:11.62)						
Average Speed [km/h]	47.0	63.8	59.2	60.1	61.9	65.5	61.9						
Top Speed [km/h]	63.3	66.4	62.8	61.3	63.1	67.0	63.9						
Avg. Dist. to Rail [m]	8.4	2.8	1.8	1.4	1.0	2.0	2.2						
Avg. Stride Freq. [Hz]	2.2	2.3	2.2	2.2	2.3	2.3	2.3						
Avg. Stride Length [m]	6.0	7.7	7.5	7.4	7.6	7.8	7.5						



- [ ] Ranking at each section and finish
- .-.- No data available at this section
- NA No data available



Horse/Jockey Name	Oakfield Feather
Final Rank	8
Fastest Section Time (Section)	0:11.03 (1200m)
Top Speed [km/h] (Section)	66.9 (1200m)
Race State	Finished

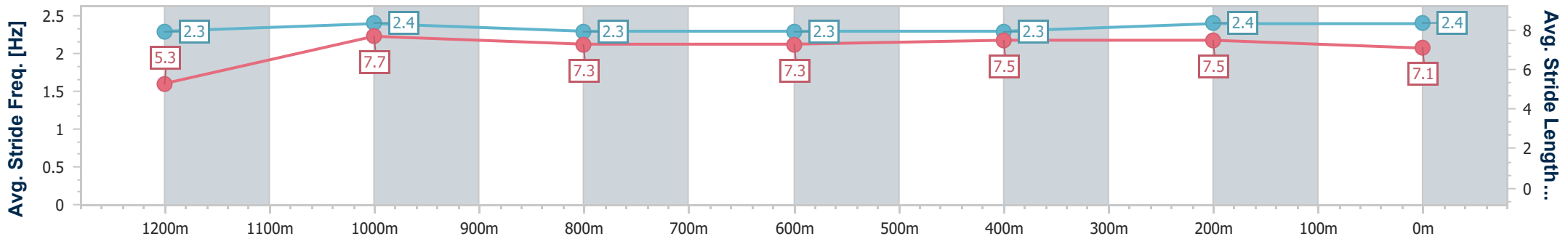
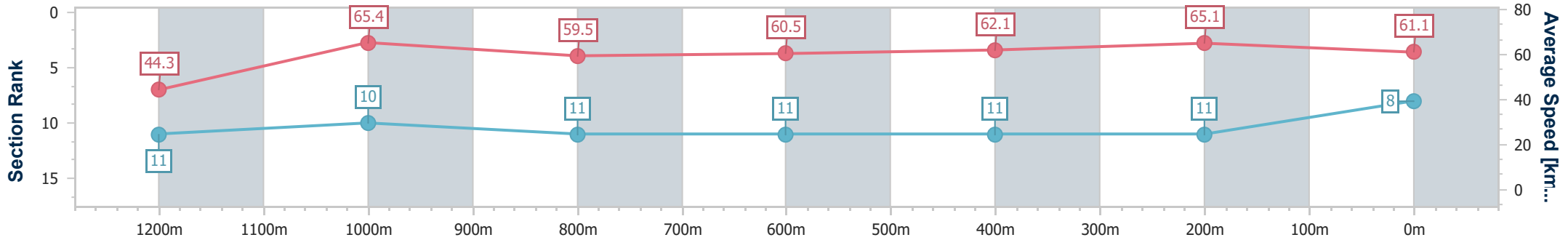


**Doomben QLD Professional**  
**Race 4: RACECOURSE VILLAGE Fillies and Mares Maiden Handicap - 1350m**  
 01 February 2023 - 15:24  
 Track Rating: Good 4, Weather: Overcast, Rail Position: +10m Entire Course



BRISBANE  
RACING CLUB

Section	Overall	1200m	1000m	800m	600m	400m	200m
Section Times	1:21.89 [8] (0:12.18)	1:09.71 [11] (0:11.03)	0:58.68 [10] (0:12.22)	0:46.46 [11] (0:12.02)	0:34.44 [11] (0:11.58)	0:22.86 [11] (0:11.07)	0:11.79 [11] (0:11.79)
Average Speed [km/h]	44.3	65.4	59.5	60.5	62.1	65.1	61.1
Top Speed [km/h]	63.1	66.9	63.5	62.2	63.5	66.3	64.1
Avg. Dist. to Rail [m]	10.7	3.5	3.6	1.8	0.4	3.0	6.5
Avg. Stride Freq. [Hz]	2.3	2.4	2.3	2.3	2.3	2.4	2.4
Avg. Stride Length [m]	5.3	7.7	7.3	7.3	7.5	7.5	7.1



- [ ] Ranking at each section and finish
- .-.- No data available at this section
- NA No data available



Horse/Jockey Name	Early Choice
Final Rank	9
Fastest Section Time (Section)	0:11.16 (400m)
Top Speed [km/h] (Section)	66.3 (1200m)
Race State	Finished

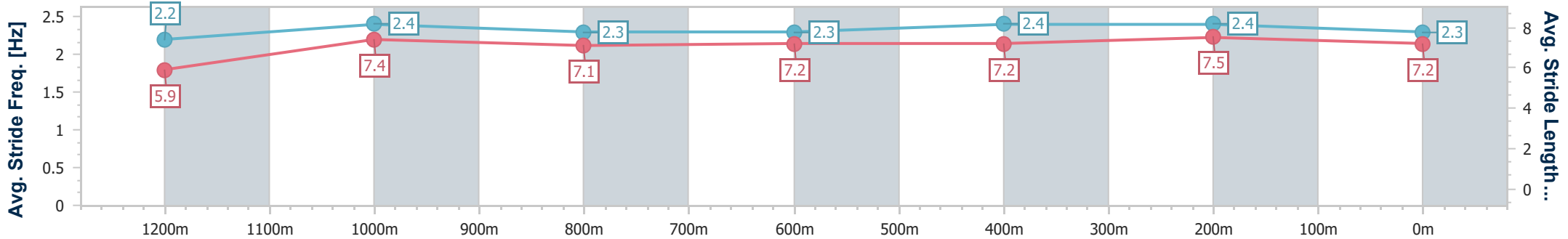
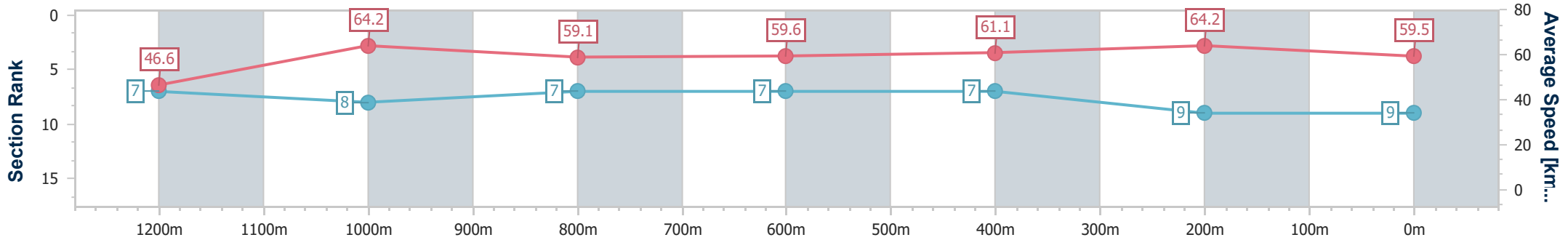


**Doomben QLD Professional**  
**Race 4: RACECOURSE VILLAGE Fillies and Mares Maiden Handicap - 1350m**  
 01 February 2023 - 15:24  
 Track Rating: Good 4, Weather: Overcast, Rail Position: +10m Entire Course



BRISBANE  
RACING CLUB

Section	Overall	1200m	1000m	800m	600m	400m	200m							
Section Times	1:22.03 [9] (0:11.62)	1:10.41 [7] (0:11.22)	0:59.19 [8] (0:12.12)	0:47.07 [7] (0:12.08)	0:34.99 [7] (0:11.73)	0:23.26 [7] (0:11.16)	0:12.10 [9] (0:12.10)							
Average Speed [km/h]	46.6	64.2	59.1	59.6	61.1	64.2	59.5							
Top Speed [km/h]	65.6	66.3	61.7	60.6	64.6	65.9	63.4							
Avg. Dist. to Rail [m]	2.4	0.9	1.2	0.4	1.1	1.0	0.8							
Avg. Stride Freq. [Hz]	2.2	2.4	2.3	2.3	2.4	2.4	2.3							
Avg. Stride Length [m]	5.9	7.4	7.1	7.2	7.2	7.5	7.2							



- [ ] Ranking at each section and finish
- .-.- No data available at this section
- NA No data available



Horse/Jockey Name	Crystallization
Final Rank	10
Fastest Section Time (Section)	0:11.20 (400m)
Top Speed [km/h] (Section)	66.7 (1200m)
Race State	Finished

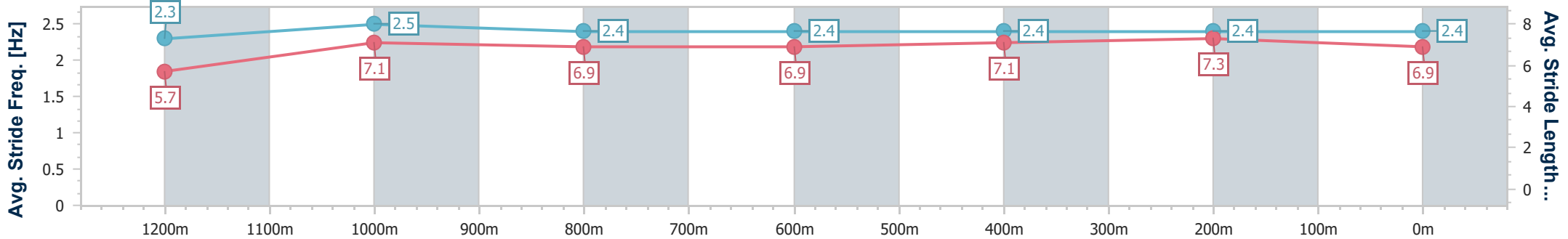
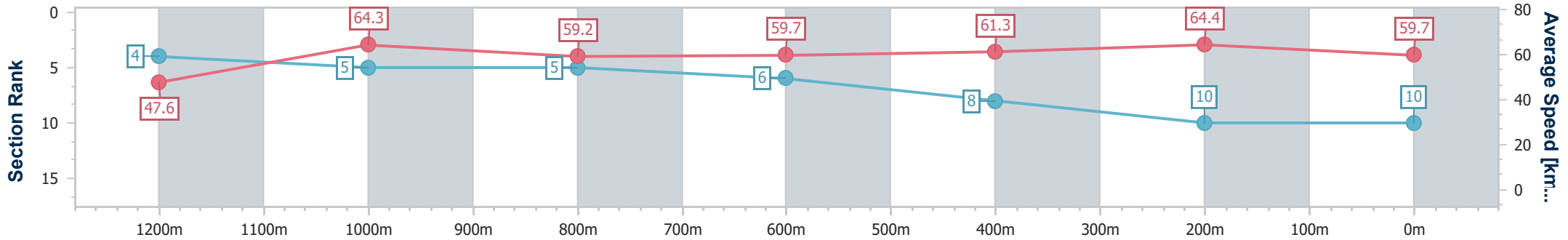


**Doomben QLD Professional**  
**Race 4: RACECOURSE VILLAGE Fillies and Mares Maiden Handicap - 1350m**  
 01 February 2023 - 15:24  
 Track Rating: Good 4, Weather: Overcast, Rail Position: +10m  
 Entire Course



BRISBANE  
RACING CLUB

Section	Overall	1200m	1000m	800m	600m	400m	200m
Section Times	1:22.11 [10] (0:11.36)	1:10.75 [4] (0:11.21)	0:59.54 [5] (0:12.23)	0:47.31 [5] (0:12.21)	0:35.10 [6] (0:11.82)	0:23.28 [8] (0:11.20)	0:12.08 [10] (0:12.08)
Average Speed [km/h]	47.6	64.3	59.2	59.7	61.3	64.4	59.7
Top Speed [km/h]	65.5	66.7	62.4	62.1	63.4	66.2	63.3
Avg. Dist. to Rail [m]	4.5	3.3	2.6	2.5	1.2	2.4	3.8
Avg. Stride Freq. [Hz]	2.3	2.5	2.4	2.4	2.4	2.4	2.4
Avg. Stride Length [m]	5.7	7.1	6.9	6.9	7.1	7.3	6.9



- [ ] Ranking at each section and finish
- .-.- No data available at this section
- NA No data available



Horse/Jockey Name	Giselle's Gamble
Final Rank	11
Fastest Section Time (Section)	0:11.09 (1200m)
Top Speed [km/h] (Section)	66.2 (1200m)
Race State	Finished

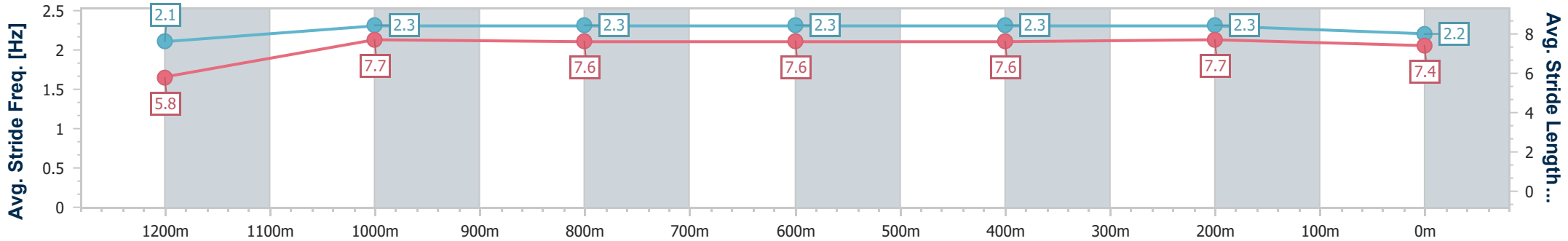
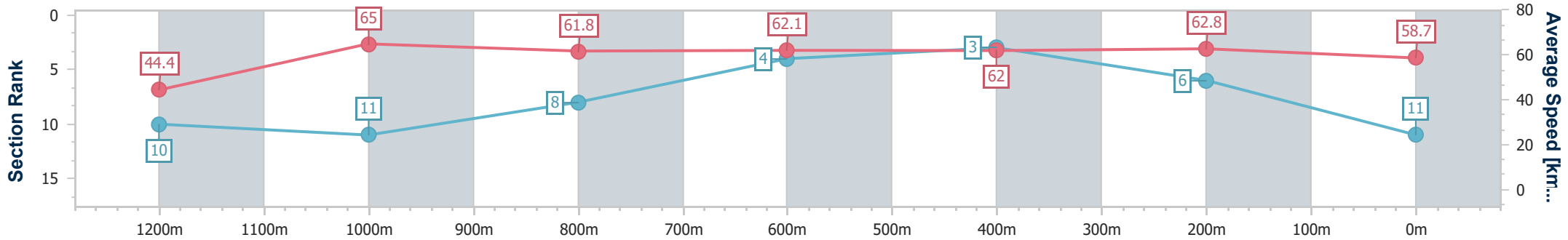


**Doomben QLD Professional**  
**Race 4: RACECOURSE VILLAGE Fillies and Mares Maiden Handicap - 1350m**  
 01 February 2023 - 15:24  
 Track Rating: Good 4, Weather: Overcast, Rail Position: +10m Entire Course



BRISBANE RACING CLUB

Section	Overall	1200m	1000m	800m	600m	400m	200m
Section Times	1:22.15 [11] (0:12.15)	1:10.00 [10] (0:11.09)	0:58.91 [11] (0:11.77)	0:47.14 [8] (0:11.74)	0:35.40 [4] (0:11.66)	0:23.74 [3] (0:11.46)	0:12.28 [6] (0:12.28)
Average Speed [km/h]	44.4	65.0	61.8	62.1	62.0	62.8	58.7
Top Speed [km/h]	62.4	66.2	64.5	63.1	63.2	64.6	61.6
Avg. Dist. to Rail [m]	8.9	2.0	3.1	2.4	1.0	1.3	3.5
Avg. Stride Freq. [Hz]	2.1	2.3	2.3	2.3	2.3	2.3	2.2
Avg. Stride Length [m]	5.8	7.7	7.6	7.6	7.6	7.7	7.4



- [ ] Ranking at each section and finish
- .-.- No data available at this section
- NA No data available