



# Doomben QLD Professional

## Race 2: CASCADE Class 5 Handicap - 1660m

01 February 2023 - 14:13



BRISBANE  
RACING CLUB

Track Rating: Soft 5, Weather: Overcast, Rail Position: +10m Entire Course

Section		Overall	1400m	1200m	1000m	800m	600m	400m	Last 600m				
Field Times		1:39.62 (0:17.11)	1:22.51 (0:11.62)	1:10.89 (0:11.97)	0:58.92 (0:12.13)	0:46.79 (0:12.00)	0:34.79 (0:11.76)	0:23.03 (0:11.32)	0:34.79				
Rank	TAB Horse/Jockey	Barrier	Top Speed [km/h]	Fastest Section									Distance Travelled [m]
1	2 <b>GHOSTWRITER</b> Stephanie Thornton	2	66.6 400m	0:11.14 400m	1:39.62 [1] (0:17.93)	1:21.69 [4] (0:11.39)	1:10.30 [4] (0:11.87)	0:58.43 [4] (0:12.18)	0:46.25 [4] (0:11.78)	0:34.47 [3] (0:11.62)	0:22.85 [3] (0:11.14)	0:34.47	
2	5 <b>HE IS</b> Tegan Harrison	4	66.5 400m	0:11.20 1400m	1:39.75 [2] (0:18.48)	1:21.27 [7] (0:11.20)	1:10.07 [7] (0:11.78)	0:58.29 [7] (0:12.12)	0:46.17 [7] (0:11.78)	0:34.39 [7] (0:11.74)	0:22.65 [7] (0:11.22)	0:34.39	+0
3	6 <b>SMOKEY DIAMOND</b> Samantha Collett	7	64.7 400m	0:11.29 400m	1:39.78 [3] (0:17.57)	1:22.21 [2] (0:11.55)	1:10.66 [2] (0:11.84)	0:58.82 [2] (0:12.19)	0:46.63 [2] (0:11.99)	0:34.64 [2] (0:11.57)	0:23.07 [2] (0:11.29)	0:34.64	-4
4	1 <b>WAY BEYOND</b> Justin Huxtable	1	65.7 400m	0:11.14 400m	1:39.93 [4] (0:17.99)	1:21.94 [5] (0:11.46)	1:10.48 [5] (0:11.93)	0:58.55 [5] (0:12.13)	0:46.42 [5] (0:11.77)	0:34.65 [5] (0:11.72)	0:22.93 [4] (0:11.14)	0:34.65	-4
5	3 <b>GOLDEEL</b> Angela Jones	5	64.9 400m	0:11.28 400m	1:40.12 [5] (0:17.60)	1:22.52 [3] (0:11.54)	1:10.98 [3] (0:11.93)	0:59.05 [3] (0:12.13)	0:46.92 [3] (0:11.93)	0:34.99 [4] (0:11.79)	0:23.20 [5] (0:11.28)	0:34.99	-2
6	4 <b>SHEPPEY</b> Jim Byrne	3	66.6 400m	0:11.15 400m	1:40.18 [6] (0:18.13)	1:22.05 [6] (0:11.45)	1:10.60 [6] (0:11.87)	0:58.73 [6] (0:12.12)	0:46.61 [6] (0:11.79)	0:34.82 [6] (0:11.65)	0:23.17 [6] (0:11.15)	0:34.82	+7
7	7 <b>JIMMY NEUTRON</b> Rikki Jamieson	6	66.3 Overall	0:11.46 400m	1:40.49 [7] (0:17.11)	1:23.38 [1] (0:11.62)	1:11.76 [1] (0:11.97)	0:59.79 [1] (0:12.13)	0:47.66 [1] (0:12.00)	0:35.66 [1] (0:11.76)	0:23.90 [1] (0:11.46)	0:35.66	+0

[ ] Ranking at each section and finish  
 -:-:- No data available at this section  
 NA No data available

SCN Saddle cloth number  
 DNF Did not finish  
 DNT Did not track



# Doomben QLD Professional

## Race 2: CASCADE Class 5 Handicap - 1660m

01 February 2023 - 14:13



BRISBANE  
RACING CLUB

Track Rating: Soft 5, Weather: Overcast, Rail Position: +10m Entire Course

Section							200m			Last 600m
Field Times							0:11.71			0:34.79
							(0:11.71)			
Rank	TAB	Horse/Jockey	Barrier	Top Speed [km/h]	Fastest Section	Margin			Distance Travelled [m]	
1	2	<b>GHOSTWRITER</b> Stephanie Thornton	2	66.6 400m	0:11.14 400m	0:11.71 [1] (0:11.71)	1:39.62		0:34.47	
2	5	<b>HE IS</b> Tegan Harrison	4	66.5 400m	0:11.20 1400m	0:11.43 [7] (0:11.43)	0.73L		0:34.39 +0	
3	6	<b>SMOKEY DIAMOND</b> Samantha Collett	7	64.7 400m	0:11.29 400m	0:11.78 [2] (0:11.78)	0.95L		0:34.64 -4	
4	1	<b>WAY BEYOND</b> Justin Huxtable	1	65.7 400m	0:11.14 400m	0:11.79 [4] (0:11.79)	1.8L		0:34.65 -4	
5	3	<b>GOLDEEL</b> Angela Jones	5	64.9 400m	0:11.28 400m	0:11.92 [6] (0:11.92)	2.94L		0:34.99 -2	
6	4	<b>SHEPPEY</b> Jim Byrne	3	66.6 400m	0:11.15 400m	0:12.02 [5] (0:12.02)	3.26L		0:34.82 +7	
7	7	<b>JIMMY NEUTRON</b> Rikki Jamieson	6	66.3 Overall	0:11.46 400m	0:12.44 [3] (0:12.44)	5.11L		0:35.66 +0	



Horse/Jockey Name	Ghostwriter
Final Rank	1
Fastest Section Time (Section)	0:11.14 (400m)
Top Speed [km/h] (Section)	66.6 (400m)
Race State	Finished



Doomben QLD Professional

Race 2: CASCADE Class 5 Handicap - 1660m

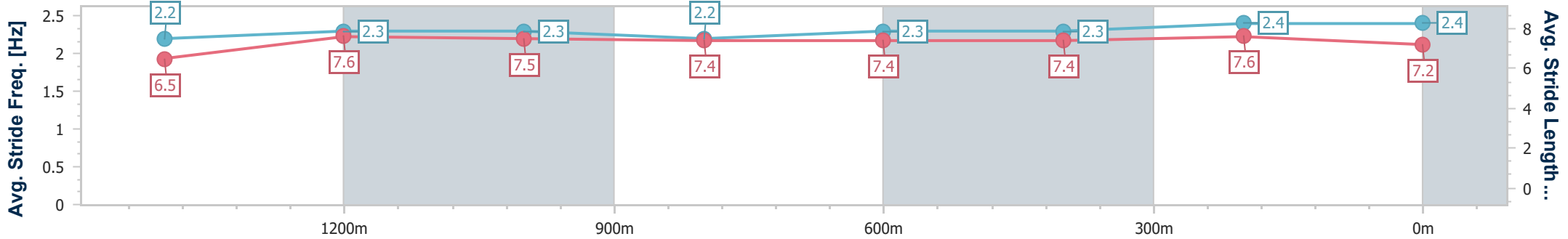
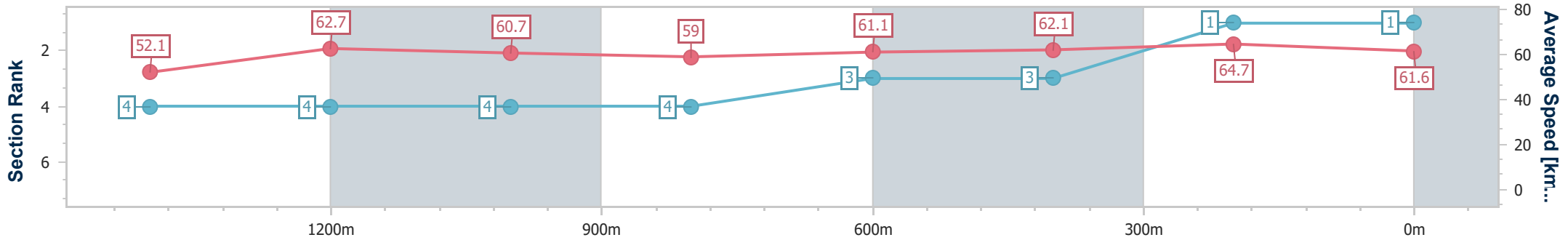
01 February 2023 - 14:13

Track Rating: Soft 5, Weather: Overcast, Rail Position: +10m Entire Course



BRISBANE RACING CLUB

Section	Overall	1400m	1200m	1000m	800m	600m	400m	200m
Section Times	1:39.62 [1] (0:17.93)	1:21.69 [4] (0:11.39)	1:10.30 [4] (0:11.87)	0:58.43 [4] (0:12.18)	0:46.25 [4] (0:11.78)	0:34.47 [3] (0:11.62)	0:22.85 [3] (0:11.14)	0:11.71 [1] (0:11.71)
Average Speed [km/h]	52.1	62.7	60.7	59.0	61.1	62.1	64.7	61.6
Top Speed [km/h]	63.6	63.6	63.1	59.6	61.8	64.6	66.6	64.2
Avg. Dist. to Rail [m]	2.2	1.1	0.7	0.8	0.4	0.3	2.0	4.0
Avg. Stride Freq. [Hz]	2.2	2.3	2.3	2.2	2.3	2.3	2.4	2.4
Avg. Stride Length [m]	6.5	7.6	7.5	7.4	7.4	7.4	7.6	7.2



- [ ] Ranking at each section and finish
- .-.- No data available at this section
- NA No data available



Horse/Jockey Name	He Is
Final Rank	2
Fastest Section Time (Section)	0:11.20 (1400m)
Top Speed [km/h] (Section)	66.5 (400m)
Race State	Finished



Doomben QLD Professional

Race 2: CASCADE Class 5 Handicap - 1660m

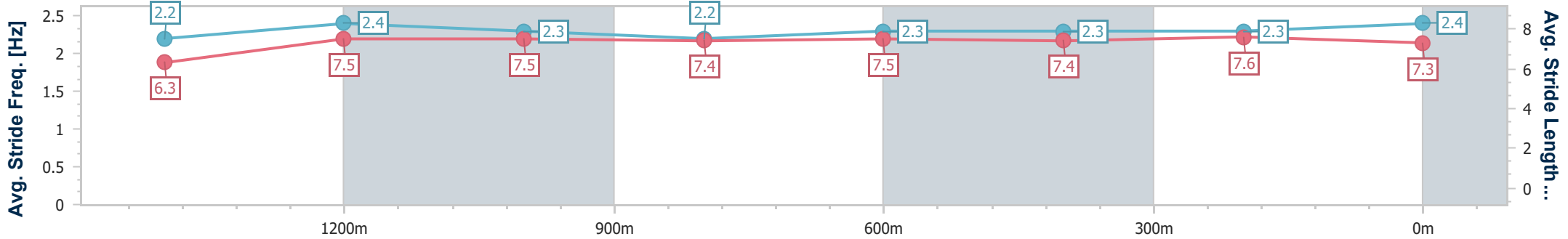
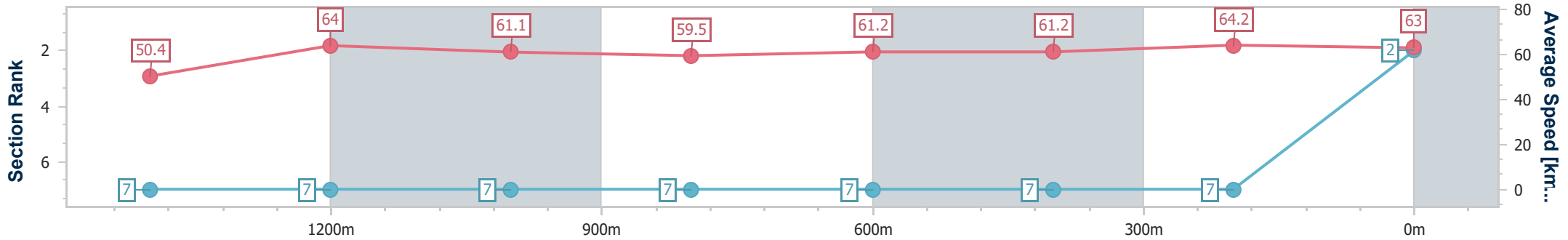
01 February 2023 - 14:13

Track Rating: Soft 5, Weather: Overcast, Rail Position: +10m Entire Course



BRISBANE RACING CLUB

Section	Overall	1400m	1200m	1000m	800m	600m	400m	200m
Section Times	1:39.75 [2] (0:18.48)	1:21.27 [7] (0:11.20)	1:10.07 [7] (0:11.78)	0:58.29 [7] (0:12.12)	0:46.17 [7] (0:11.78)	0:34.39 [7] (0:11.74)	0:22.65 [7] (0:11.22)	0:11.43 [7] (0:11.43)
Average Speed [km/h]	50.4	64.0	61.1	59.5	61.2	61.2	64.2	63.0
Top Speed [km/h]	64.4	64.9	64.3	60.5	61.9	62.9	66.5	65.0
Avg. Dist. to Rail [m]	1.0	1.0	0.2	0.1	0.1	0.1	1.1	4.0
Avg. Stride Freq. [Hz]	2.2	2.4	2.3	2.2	2.3	2.3	2.3	2.4
Avg. Stride Length [m]	6.3	7.5	7.5	7.4	7.5	7.4	7.6	7.3



- [ ] Ranking at each section and finish
- .-.- No data available at this section
- NA No data available



Horse/Jockey Name	Smokey Diamond
Final Rank	3
Fastest Section Time (Section)	0:11.29 (400m)
Top Speed [km/h] (Section)	64.7 (400m)
Race State	Finished



Doomben QLD Professional

Race 2: CASCADE Class 5 Handicap - 1660m

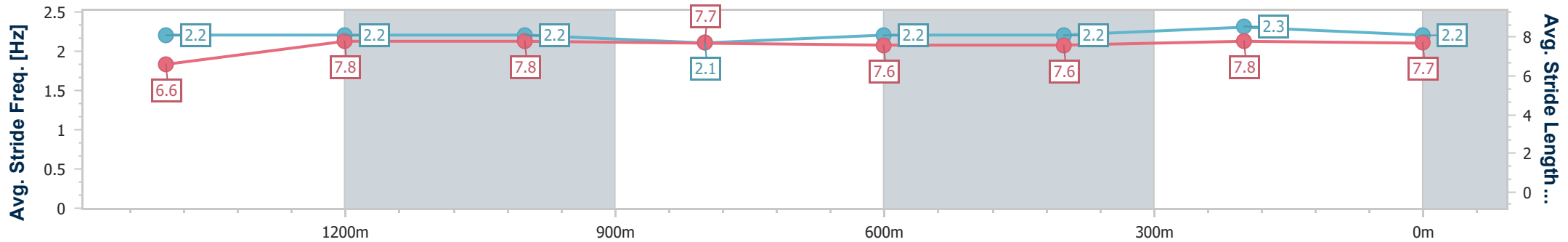
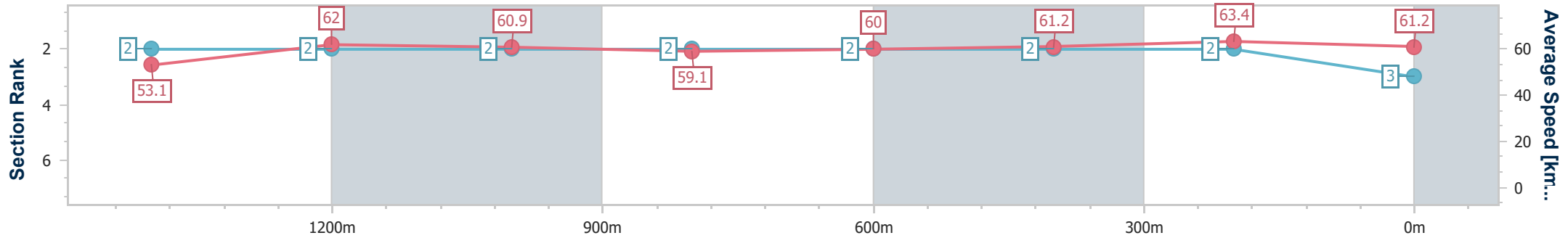
01 February 2023 - 14:13

Track Rating: Soft 5, Weather: Overcast, Rail Position: +10m Entire Course



BRISBANE RACING CLUB

Section	Overall	1400m	1200m	1000m	800m	600m	400m	200m
Section Times	1:39.78 [3] (0:17.57)	1:22.21 [2] (0:11.55)	1:10.66 [2] (0:11.84)	0:58.82 [2] (0:12.19)	0:46.63 [2] (0:11.99)	0:34.64 [2] (0:11.57)	0:23.07 [2] (0:11.29)	0:11.78 [2] (0:11.78)
Average Speed [km/h]	53.1	62.0	60.9	59.1	60.0	61.2	63.4	61.2
Top Speed [km/h]	64.2	63.4	63.7	60.1	61.1	62.5	64.7	63.5
Avg. Dist. to Rail [m]	2.1	1.3	1.1	0.8	0.8	2.8	1.9	0.8
Avg. Stride Freq. [Hz]	2.2	2.2	2.2	2.1	2.2	2.2	2.3	2.2
Avg. Stride Length [m]	6.6	7.8	7.8	7.7	7.6	7.6	7.8	7.7



- [ ] Ranking at each section and finish
- .-.- No data available at this section
- NA No data available



Horse/Jockey Name	Way Beyond
Final Rank	4
Fastest Section Time (Section)	0:11.14 (400m)
Top Speed [km/h] (Section)	65.7 (400m)
Race State	Finished



Doomben QLD Professional

Race 2: CASCADE Class 5 Handicap - 1660m

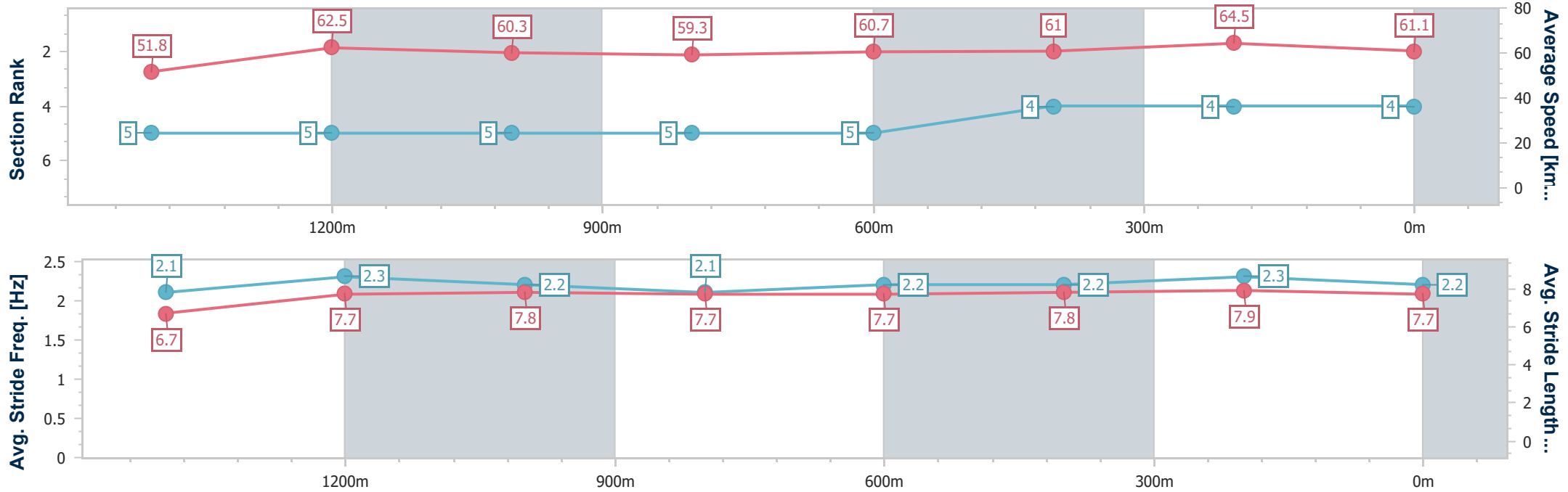
01 February 2023 - 14:13

Track Rating: Soft 5, Weather: Overcast, Rail Position: +10m Entire Course



BRISBANE RACING CLUB

Section	Overall	1400m	1200m	1000m	800m	600m	400m	200m
Section Times	1:39.93 [4] (0:17.99)	1:21.94 [5] (0:11.46)	1:10.48 [5] (0:11.93)	0:58.55 [5] (0:12.13)	0:46.42 [5] (0:11.77)	0:34.65 [5] (0:11.72)	0:22.93 [4] (0:11.14)	0:11.79 [4] (0:11.79)
Average Speed [km/h]	51.8	62.5	60.3	59.3	60.7	61.0	64.5	61.1
Top Speed [km/h]	64.5	64.0	62.7	60.9	61.6	63.1	65.7	64.3
Avg. Dist. to Rail [m]	2.4	1.1	0.3	0.8	1.3	1.3	0.9	2.2
Avg. Stride Freq. [Hz]	2.1	2.3	2.2	2.1	2.2	2.2	2.3	2.2
Avg. Stride Length [m]	6.7	7.7	7.8	7.7	7.7	7.8	7.9	7.7



- [ ] Ranking at each section and finish
- .-.- No data available at this section
- NA No data available



Horse/Jockey Name	Goldeel
Final Rank	5
Fastest Section Time (Section)	0:11.28 (400m)
Top Speed [km/h] (Section)	64.9 (400m)
Race State	Finished



Doomben QLD Professional

Race 2: CASCADE Class 5 Handicap - 1660m

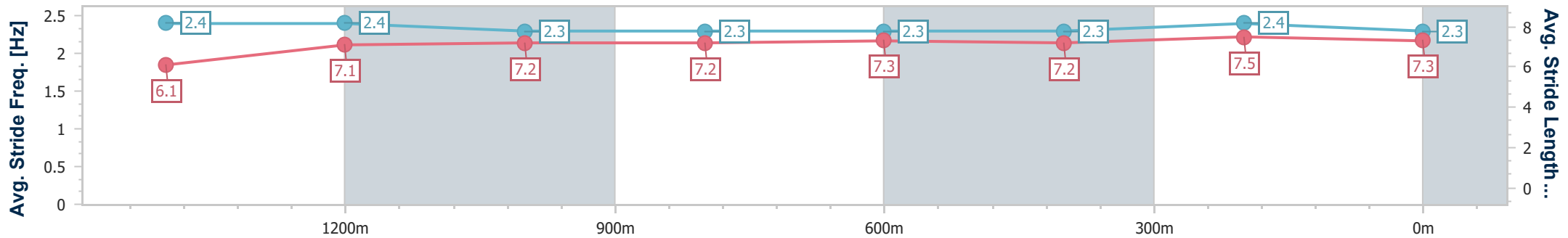
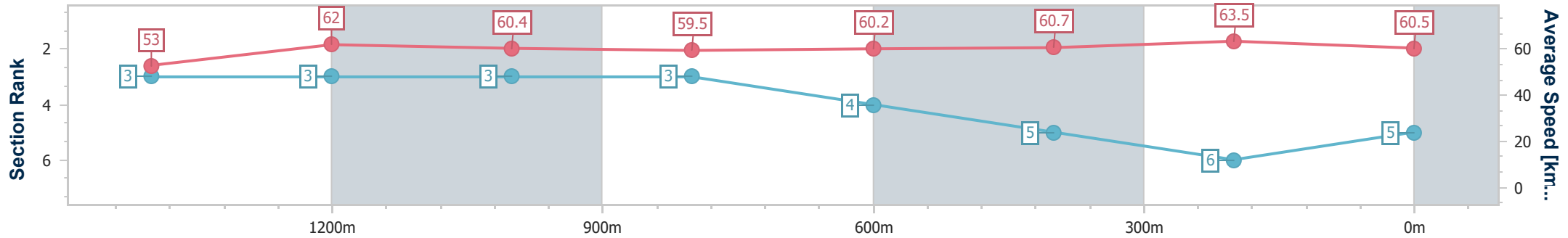
01 February 2023 - 14:13

Track Rating: Soft 5, Weather: Overcast, Rail Position: +10m Entire Course



BRISBANE RACING CLUB

Section	Overall	1400m	1200m	1000m	800m	600m	400m	200m
Section Times	1:40.12 [5] (0:17.60)	1:22.52 [3] (0:11.54)	1:10.98 [3] (0:11.93)	0:59.05 [3] (0:12.13)	0:46.92 [3] (0:11.93)	0:34.99 [4] (0:11.79)	0:23.20 [5] (0:11.28)	0:11.92 [6] (0:11.92)
Average Speed [km/h]	53.0	62.0	60.4	59.5	60.2	60.7	63.5	60.5
Top Speed [km/h]	64.0	63.9	62.7	60.7	61.2	62.9	64.9	63.1
Avg. Dist. to Rail [m]	1.3	1.3	0.5	0.3	0.4	1.0	1.2	1.6
Avg. Stride Freq. [Hz]	2.4	2.4	2.3	2.3	2.3	2.3	2.4	2.3
Avg. Stride Length [m]	6.1	7.1	7.2	7.2	7.3	7.2	7.5	7.3



- [ ] Ranking at each section and finish
- .-.- No data available at this section
- NA No data available



Horse/Jockey Name	Sheppey
Final Rank	6
Fastest Section Time (Section)	0:11.15 (400m)
Top Speed [km/h] (Section)	66.6 (400m)
Race State	Finished



Doomben QLD Professional

Race 2: CASCADE Class 5 Handicap - 1660m

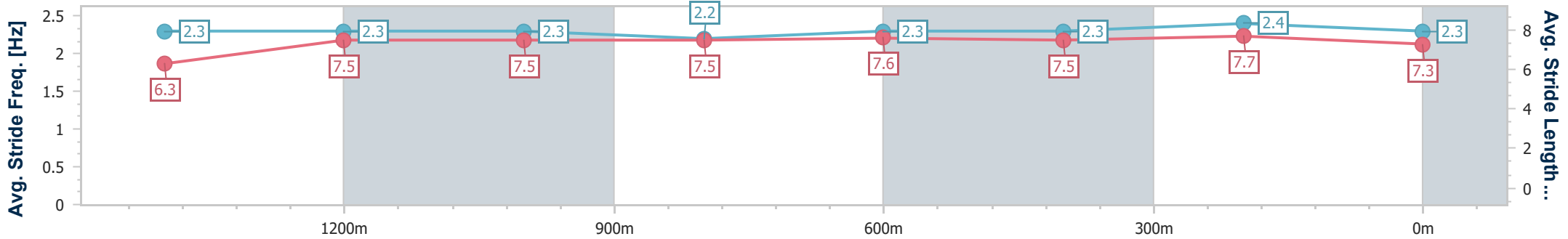
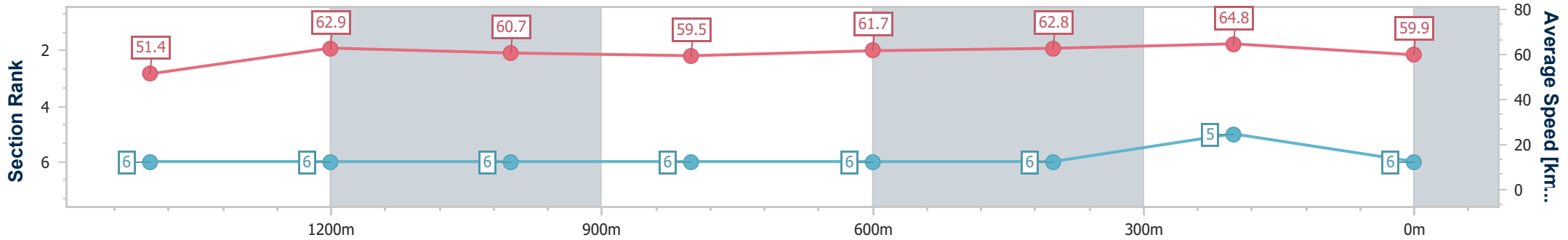
01 February 2023 - 14:13

Track Rating: Soft 5, Weather: Overcast, Rail Position: +10m Entire Course



BRISBANE RACING CLUB

Section	Overall	1400m	1200m	1000m	800m	600m	400m	200m
Section Times	1:40.18 [6] (0:18.13)	1:22.05 [6] (0:11.45)	1:10.60 [6] (0:11.87)	0:58.73 [6] (0:12.12)	0:46.61 [6] (0:11.79)	0:34.82 [6] (0:11.65)	0:23.17 [6] (0:11.15)	0:12.02 [5] (0:12.02)
Average Speed [km/h]	51.4	62.9	60.7	59.5	61.7	62.8	64.8	59.9
Top Speed [km/h]	64.4	64.5	62.5	60.4	62.5	64.6	66.6	64.1
Avg. Dist. to Rail [m]	1.3	0.7	0.9	0.6	2.2	2.9	3.3	2.9
Avg. Stride Freq. [Hz]	2.3	2.3	2.3	2.2	2.3	2.3	2.4	2.3
Avg. Stride Length [m]	6.3	7.5	7.5	7.5	7.6	7.5	7.7	7.3



- [ ] Ranking at each section and finish
- .-.- No data available at this section
- NA No data available





Horse/Jockey Name	Jimmy Neutron
Final Rank	7
Fastest Section Time (Section)	0:11.46 (400m)
Top Speed [km/h] (Section)	66.3 (Overall)
Race State	Finished



Doomben QLD Professional

Race 2: CASCADE Class 5 Handicap - 1660m

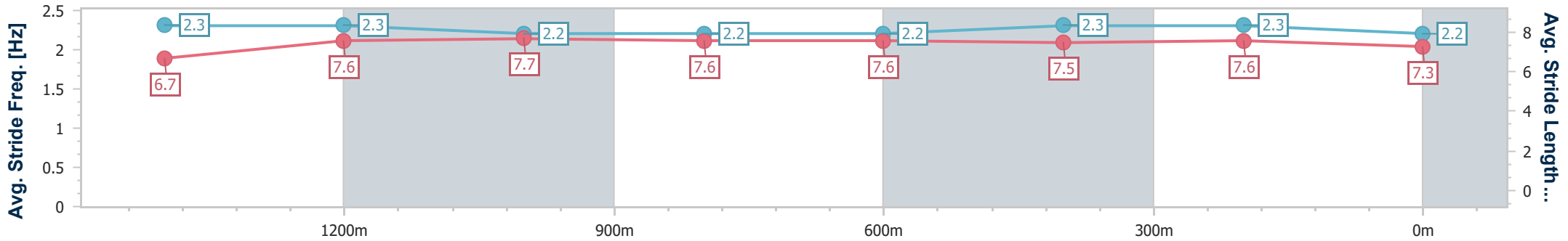
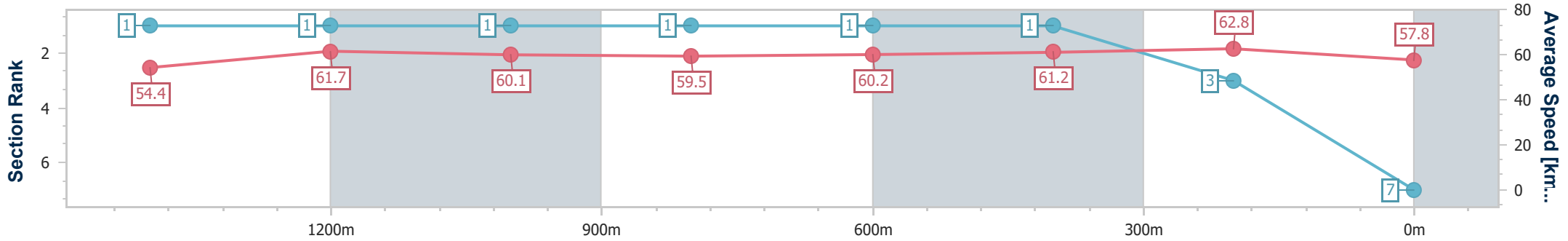
01 February 2023 - 14:13

Track Rating: Soft 5, Weather: Overcast, Rail Position: +10m Entire Course



BRISBANE RACING CLUB

Section	Overall	1400m	1200m	1000m	800m	600m	400m	200m
Section Times	1:40.49 [7] (0:17.11)	1:23.38 [1] (0:11.62)	1:11.76 [1] (0:11.97)	0:59.79 [1] (0:12.13)	0:47.66 [1] (0:12.00)	0:35.66 [1] (0:11.76)	0:23.90 [1] (0:11.46)	0:12.44 [3] (0:12.44)
Average Speed [km/h]	54.4	61.7	60.1	59.5	60.2	61.2	62.8	57.8
Top Speed [km/h]	66.3	63.2	61.9	60.1	61.0	61.8	63.5	61.3
Avg. Dist. to Rail [m]	2.1	1.4	1.3	0.7	0.6	0.5	0.8	0.4
Avg. Stride Freq. [Hz]	2.3	2.3	2.2	2.2	2.2	2.3	2.3	2.2
Avg. Stride Length [m]	6.7	7.6	7.7	7.6	7.6	7.5	7.6	7.3



- [ ] Ranking at each section and finish
- .-.- No data available at this section
- NA No data available