

Aquis Park Gold Coast Poly QLD Professional

Race 6: GLOBAL TURF BENCHMARK 62 Handicap - 1100m

28 January 2023 - 16:09

Track Rating: Synthetic, Weather: Fine, Rail Position: True Entire

Section												Last 600m		
Field Times		Overall	1000m	800m	600m	400m	200m						0:36.04	
		1:05.50 (0:07.57)	0:57.93 (0:10.82)	0:47.11 (0:11.07)	0:36.04 (0:11.42)	0:24.62 (0:12.03)	0:12.59 (0:12.59)							
Rank	TAB	Horse/Jockey	Barrier	Top Speed [km/h]	Fastest Section							Margin	Distance Travelled [m]	
1	4	POWER BOOM Jag Guthmann-Chester	6	69.2	0:07.71	1:05.50 [1] (0:07.71)	0:57.79 [2] (0:10.68)	0:47.11 [1] (0:11.13)	0:35.98 [2] (0:11.52)	0:24.46 [2] (0:11.87)	0:12.59 [1] (0:12.59)	1:05.50	0:35.98	
2	2	YOUR TOO GOOD Yvette Lewis	1	68.0	0:07.57	1:05.85 [2] (0:07.57)	0:58.28 [1] (0:10.88)	0:47.40 [2] (0:11.01)	0:36.39 [1] (0:11.42)	0:24.97 [1] (0:12.11)	0:12.86 [2] (0:12.86)	2L	0:36.39	-8
3	1	GEE BEE ESS Craig Robertson	8	67.7	0:08.09	1:06.33 [3] (0:08.09)	0:58.24 [8] (0:10.94)	0:47.30 [8] (0:11.17)	0:36.13 [8] (0:11.38)	0:24.75 [8] (0:11.89)	0:12.86 [3] (0:12.86)	4.8L	0:36.13	+4
4	7	SEE FOR YOURSELF Alisha Donald	5	67.9	0:07.79	1:06.49 [4] (0:07.79)	0:58.70 [5] (0:10.85)	0:47.85 [6] (0:11.18)	0:36.67 [6] (0:11.60)	0:25.07 [6] (0:12.23)	0:12.84 [7] (0:12.84)	5.6L	0:36.67	+3
5	5	EMMY REGINA Nozi Tomizawa	10	69.3	0:07.75	1:06.58 [5] (0:07.75)	0:58.83 [3] (0:10.68)	0:48.15 [3] (0:11.23)	0:36.92 [4] (0:11.62)	0:25.30 [5] (0:12.22)	0:13.08 [4] (0:13.08)	6.1L	0:36.92	+5
6	9	FORMULA EXCEL Elione Chaves	2	67.8	0:08.03	1:06.61 [6] (0:08.03)	0:58.58 [7] (0:10.94)	0:47.64 [7] (0:11.18)	0:36.46 [7] (0:11.60)	0:24.86 [7] (0:12.12)	0:12.74 [6] (0:12.74)	6.3L	0:36.46	-7
7	8	SIMPLY VENUS Georgina Cartwright	3	68.7	0:07.87	1:06.93 [7] (0:07.87)	0:59.06 [6] (0:10.56)	0:48.50 [4] (0:11.06)	0:37.44 [3] (0:11.63)	0:25.81 [3] (0:12.45)	0:13.36 [5] (0:13.36)	8.1L	0:37.44	-2
8	6	CORONEL Micheal Hellyer	9	67.4	0:08.31	1:07.43 [8] (0:08.31)	0:59.12 [9] (0:11.11)	0:48.01 [9] (0:11.30)	0:36.71 [9] (0:11.73)	0:24.98 [9] (0:12.23)	0:12.75 [9] (0:12.75)	10.9L	0:36.71	+1
9	10	BRAZETTI Sean Cormack	4	67.4	0:07.80	1:07.63 [9] (0:07.80)	0:59.83 [4] (0:10.90)	0:48.93 [5] (0:11.12)	0:37.81 [5] (0:11.65)	0:26.16 [4] (0:12.50)	0:13.66 [8] (0:13.66)	11.9L	0:37.81	-6

Scratched: Nay To Remember (#3)



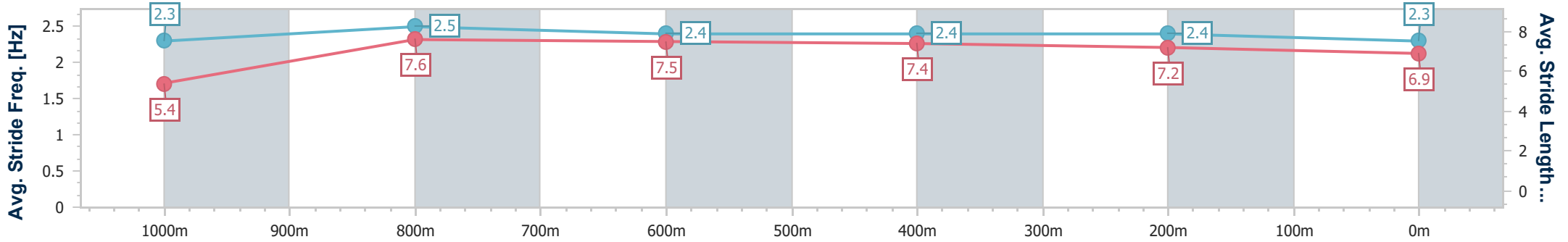
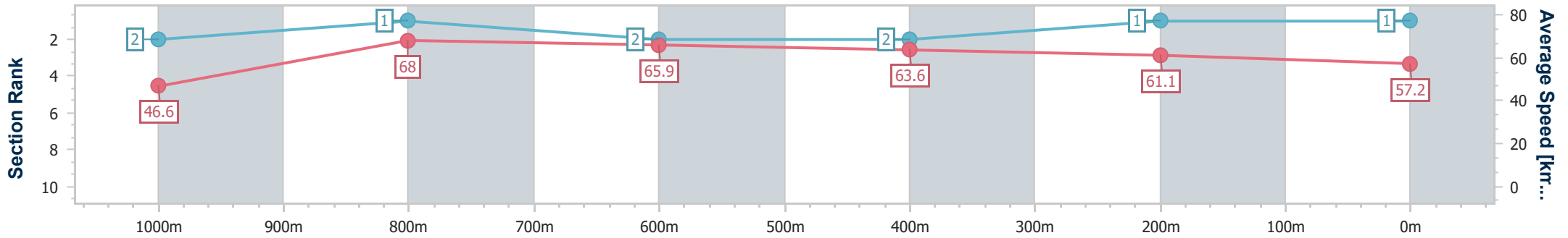
Horse/Jockey Name	Power Boom
Final Rank	1
Fastest Section Time (Section)	0:07.71 (Overall)
Top Speed [km/h] (Section)	69.2 (1000m)
Race State	Finished



Aquis Park Gold Coast Poly QLD Professional
 Race 6: GLOBAL TURF BENCHMARK 62 Handicap - 1100m
 28 January 2023 - 16:09
 Track Rating: Synthetic, Weather: Fine, Rail Position: True Entire



Section	Overall	1000m	800m	600m	400m	200m
Section Times	1:05.50 [1] (0:07.71)	0:57.79 [2] (0:10.68)	0:47.11 [1] (0:11.13)	0:35.98 [2] (0:11.52)	0:24.46 [2] (0:11.87)	0:12.59 [1] (0:12.59)
Average Speed [km/h]	46.6	68.0	65.9	63.6	61.1	57.2
Top Speed [km/h]	64.9	69.2	67.1	67.6	62.6	60.5
Avg. Dist. to Rail [m]	5.2	4.0	3.3	4.0	3.2	4.1
Avg. Stride Freq. [Hz]	2.3	2.5	2.4	2.4	2.4	2.3
Avg. Stride Length [m]	5.4	7.6	7.5	7.4	7.2	6.9



- [] Ranking at each section and finish
- .-.- No data available at this section
- NA No data available



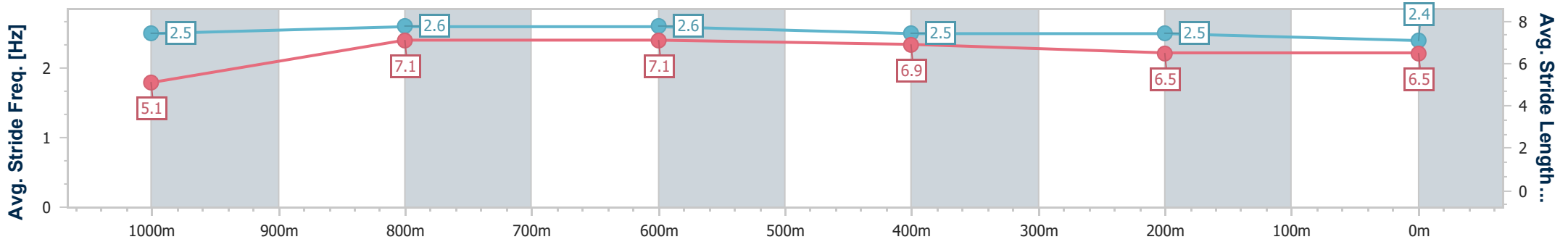
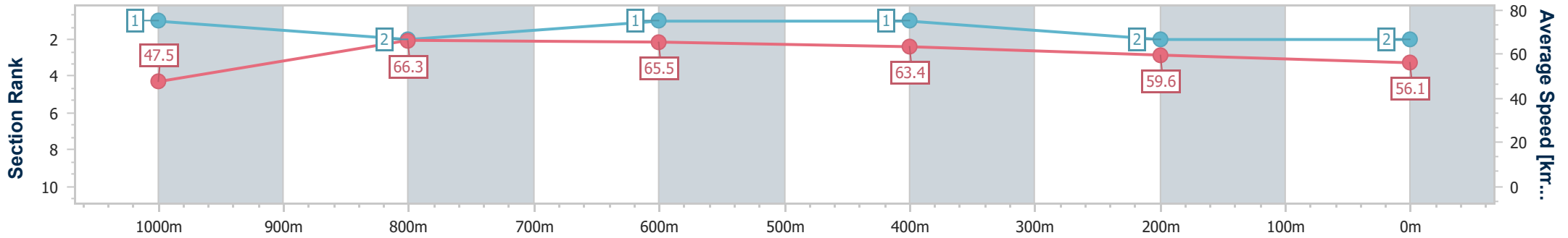
Horse/Jockey Name	Your Too Good
Final Rank	2
Fastest Section Time (Section)	0:07.57 (Overall)
Top Speed [km/h] (Section)	68.0 (1000m)
Race State	Finished



Aquis Park Gold Coast Poly QLD Professional
Race 6: GLOBAL TURF BENCHMARK 62 Handicap - 1100m
 28 January 2023 - 16:09
 Track Rating: Synthetic, Weather: Fine, Rail Position: True Entire



Section	Overall	1000m	800m	600m	400m	200m
Section Times	1:05.85 [2] (0:07.57)	0:58.28 [1] (0:10.88)	0:47.40 [2] (0:11.01)	0:36.39 [1] (0:11.42)	0:24.97 [1] (0:12.11)	0:12.86 [2] (0:12.86)
Average Speed [km/h]	47.5	66.3	65.5	63.4	59.6	56.1
Top Speed [km/h]	64.2	68.0	67.7	65.0	62.4	58.6
Avg. Dist. to Rail [m]	1.9	1.2	0.6	0.9	2.0	2.8
Avg. Stride Freq. [Hz]	2.5	2.6	2.6	2.5	2.5	2.4
Avg. Stride Length [m]	5.1	7.1	7.1	6.9	6.5	6.5



- [] Ranking at each section and finish
- .-.- No data available at this section
- NA No data available



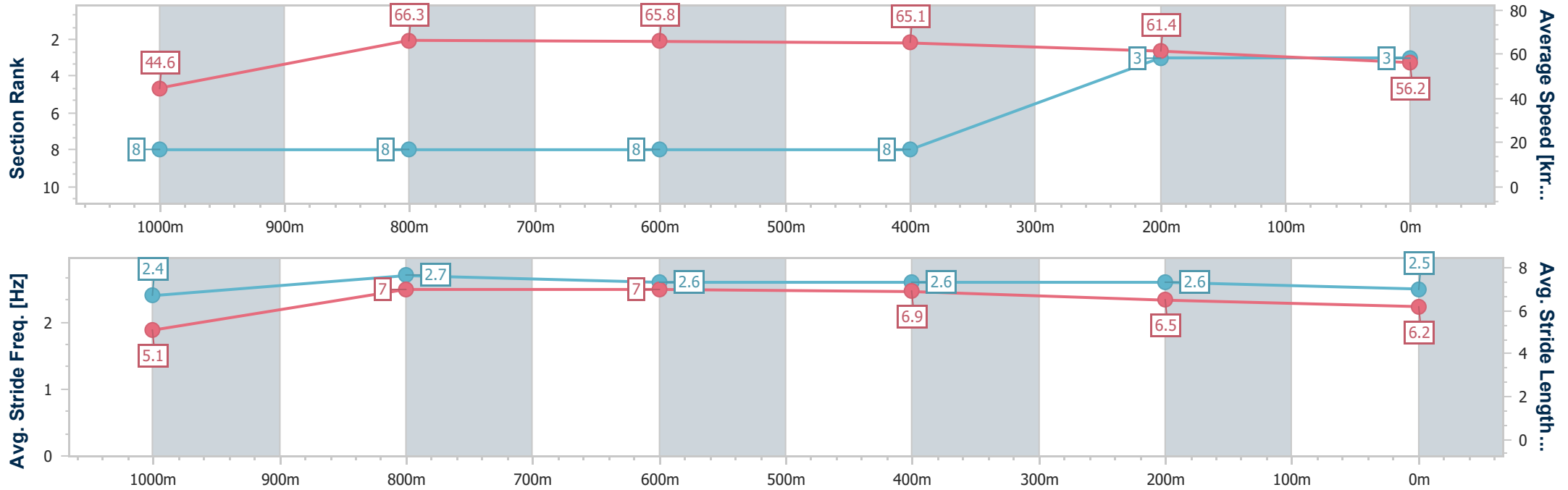
Horse/Jockey Name	Gee Bee Ess
Final Rank	3
Fastest Section Time (Section)	0:08.09 (Overall)
Top Speed [km/h] (Section)	67.7 (1000m)
Race State	Finished



Aquis Park Gold Coast Poly QLD Professional
Race 6: GLOBAL TURF BENCHMARK 62 Handicap - 1100m
 28 January 2023 - 16:09
 Track Rating: Synthetic, Weather: Fine, Rail Position: True Entire



Section	Overall	1000m	800m	600m	400m	200m
Section Times	1:06.33 [3] (0:08.09)	0:58.24 [8] (0:10.94)	0:47.30 [8] (0:11.17)	0:36.13 [8] (0:11.38)	0:24.75 [8] (0:11.89)	0:12.86 [3] (0:12.86)
Average Speed [km/h]	44.6	66.3	65.8	65.1	61.4	56.2
Top Speed [km/h]	63.1	67.7	67.0	66.9	63.6	59.8
Avg. Dist. to Rail [m]	6.7	3.7	4.1	5.9	7.0	8.4
Avg. Stride Freq. [Hz]	2.4	2.7	2.6	2.6	2.6	2.5
Avg. Stride Length [m]	5.1	7.0	7.0	6.9	6.5	6.2



- [] Ranking at each section and finish
- .-.- No data available at this section
- NA No data available



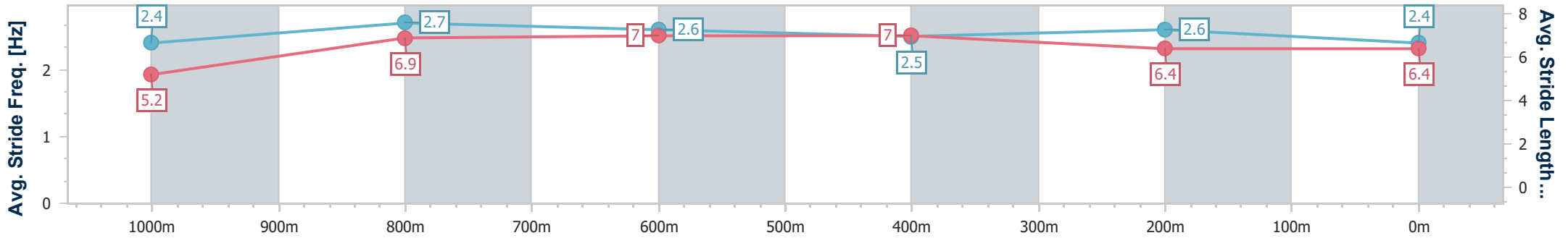
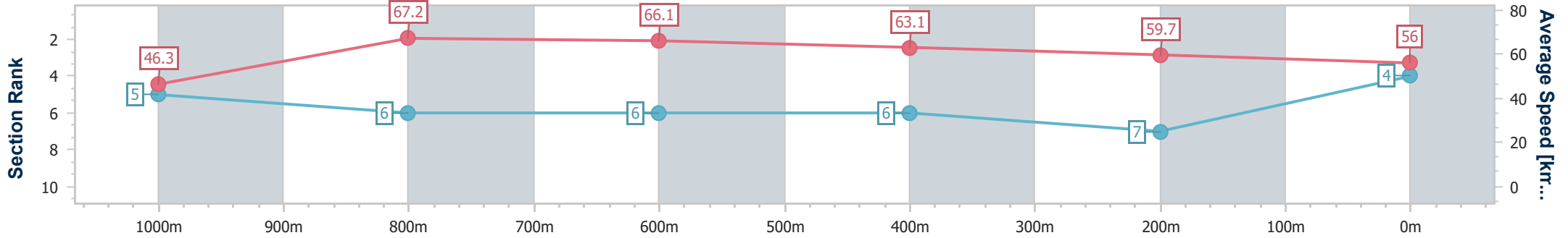
Horse/Jockey Name	See for Yourself
Final Rank	4
Fastest Section Time (Section)	0:07.79 (Overall)
Top Speed [km/h] (Section)	67.9 (1000m)
Race State	Finished



Aquis Park Gold Coast Poly QLD Professional
 Race 6: GLOBAL TURF BENCHMARK 62 Handicap - 1100m
 28 January 2023 - 16:09
 Track Rating: Synthetic, Weather: Fine, Rail Position: True Entire



Section	Overall	1000m	800m	600m	400m	200m
Section Times	1:06.49 [4] (0:07.79)	0:58.70 [5] (0:10.85)	0:47.85 [6] (0:11.18)	0:36.67 [6] (0:11.60)	0:25.07 [6] (0:12.23)	0:12.84 [7] (0:12.84)
Average Speed [km/h]	46.3	67.2	66.1	63.1	59.7	56.0
Top Speed [km/h]	64.6	67.9	67.2	65.7	62.1	58.7
Avg. Dist. to Rail [m]	4.9	4.5	4.2	3.7	5.9	5.7
Avg. Stride Freq. [Hz]	2.4	2.7	2.6	2.5	2.6	2.4
Avg. Stride Length [m]	5.2	6.9	7.0	7.0	6.4	6.4



- [] Ranking at each section and finish
- .-.- No data available at this section
- NA No data available



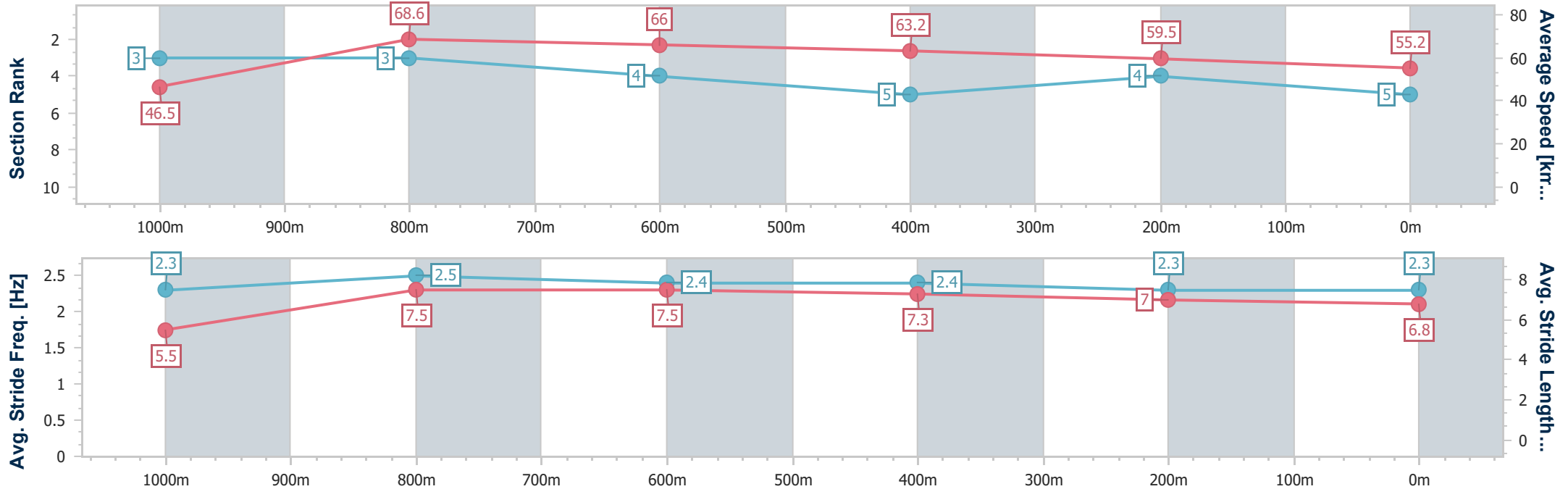
Horse/Jockey Name	Emmy Regina
Final Rank	5
Fastest Section Time (Section)	0:07.75 (Overall)
Top Speed [km/h] (Section)	69.3 (1000m)
Race State	Finished



Aquis Park Gold Coast Poly QLD Professional
Race 6: GLOBAL TURF BENCHMARK 62 Handicap - 1100m
 28 January 2023 - 16:09
 Track Rating: Synthetic, Weather: Fine, Rail Position: True Entire



Section	Overall	1000m	800m	600m	400m	200m
Section Times	1:06.58 [5] (0:07.75)	0:58.83 [3] (0:10.68)	0:48.15 [3] (0:11.23)	0:36.92 [4] (0:11.62)	0:25.30 [5] (0:12.22)	0:13.08 [4] (0:13.08)
Average Speed [km/h]	46.5	68.6	66.0	63.2	59.5	55.2
Top Speed [km/h]	64.2	69.3	68.5	66.2	61.0	58.0
Avg. Dist. to Rail [m]	9.3	7.1	5.2	4.7	3.8	4.5
Avg. Stride Freq. [Hz]	2.3	2.5	2.4	2.4	2.3	2.3
Avg. Stride Length [m]	5.5	7.5	7.5	7.3	7.0	6.8



- [] Ranking at each section and finish
- .-.- No data available at this section
- NA No data available



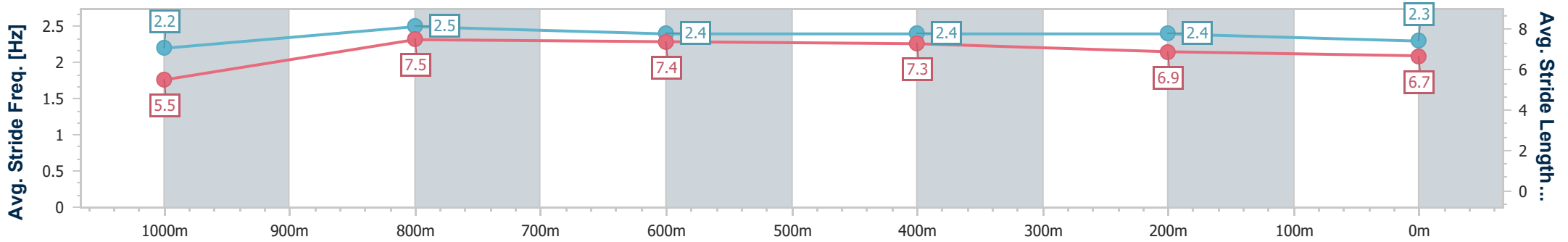
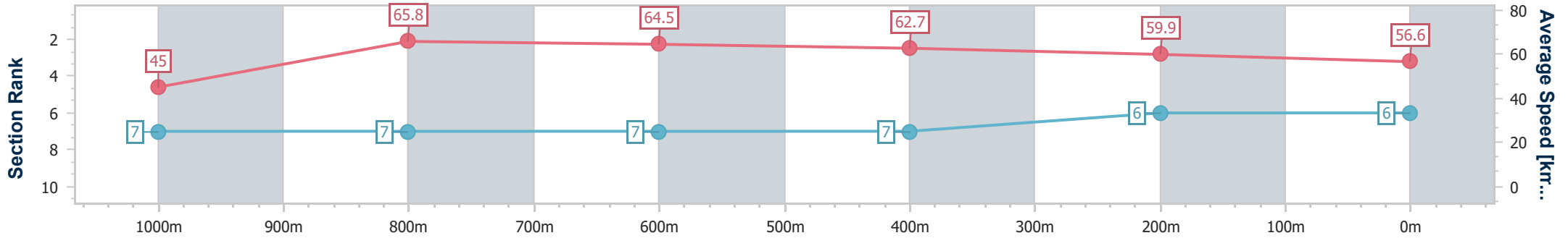
Horse/Jockey Name	Formula Excel
Final Rank	6
Fastest Section Time (Section)	0:08.03 (Overall)
Top Speed [km/h] (Section)	67.8 (1000m)
Race State	Finished



Aquis Park Gold Coast Poly QLD Professional
Race 6: GLOBAL TURF BENCHMARK 62 Handicap - 1100m
 28 January 2023 - 16:09
 Track Rating: Synthetic, Weather: Fine, Rail Position: True Entire



Section	Overall	1000m	800m	600m	400m	200m
Section Times	1:06.61 [6] (0:08.03)	0:58.58 [7] (0:10.94)	0:47.64 [7] (0:11.18)	0:36.46 [7] (0:11.60)	0:24.86 [7] (0:12.12)	0:12.74 [6] (0:12.74)
Average Speed [km/h]	45.0	65.8	64.5	62.7	59.9	56.6
Top Speed [km/h]	62.6	67.8	66.1	64.9	61.8	60.5
Avg. Dist. to Rail [m]	1.4	0.5	0.5	1.9	5.8	8.0
Avg. Stride Freq. [Hz]	2.2	2.5	2.4	2.4	2.4	2.3
Avg. Stride Length [m]	5.5	7.5	7.4	7.3	6.9	6.7



- [] Ranking at each section and finish
- .-.- No data available at this section
- NA No data available



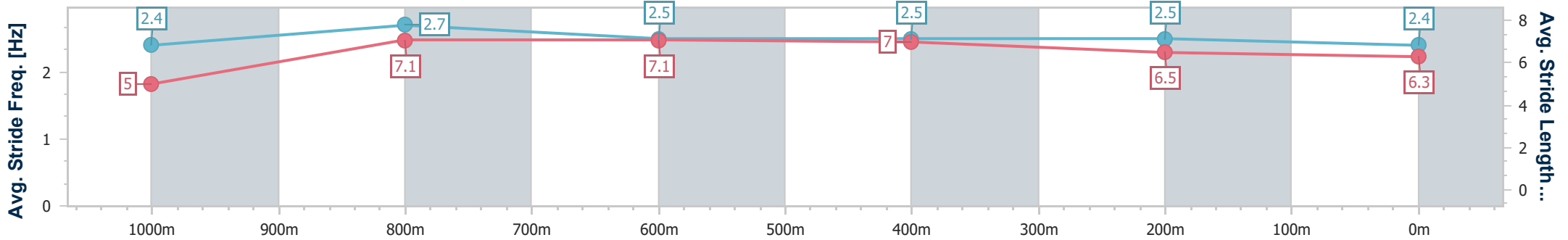
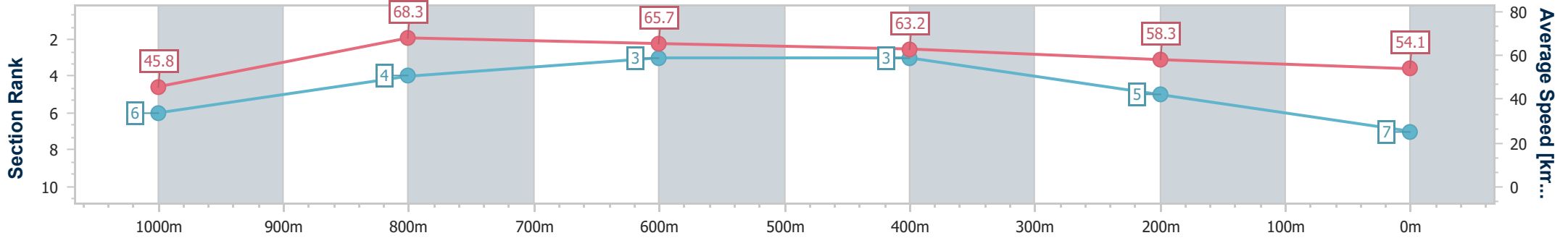
Horse/Jockey Name	Simply Venus
Final Rank	7
Fastest Section Time (Section)	0:07.87 (Overall)
Top Speed [km/h] (Section)	68.7 (1000m)
Race State	Finished



Aquis Park Gold Coast Poly QLD Professional
 Race 6: GLOBAL TURF BENCHMARK 62 Handicap - 1100m
 28 January 2023 - 16:09
 Track Rating: Synthetic, Weather: Fine, Rail Position: True Entire



Section	Overall	1000m	800m	600m	400m	200m
Section Times	1:06.93 [7] (0:07.87)	0:59.06 [6] (0:10.56)	0:48.50 [4] (0:11.06)	0:37.44 [3] (0:11.63)	0:25.81 [3] (0:12.45)	0:13.36 [5] (0:13.36)
Average Speed [km/h]	45.8	68.3	65.7	63.2	58.3	54.1
Top Speed [km/h]	66.7	68.7	68.1	66.6	60.0	56.9
Avg. Dist. to Rail [m]	2.9	1.2	1.9	4.3	3.2	2.2
Avg. Stride Freq. [Hz]	2.4	2.7	2.5	2.5	2.5	2.4
Avg. Stride Length [m]	5.0	7.1	7.1	7.0	6.5	6.3



- [] Ranking at each section and finish
- .-.- No data available at this section
- NA No data available



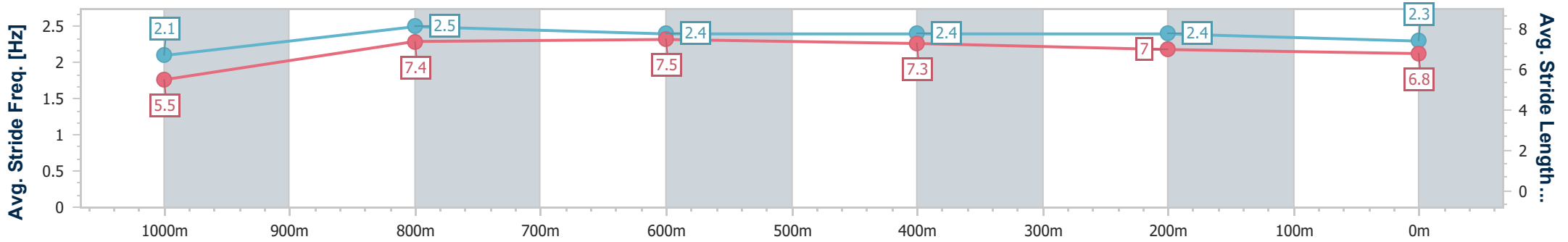
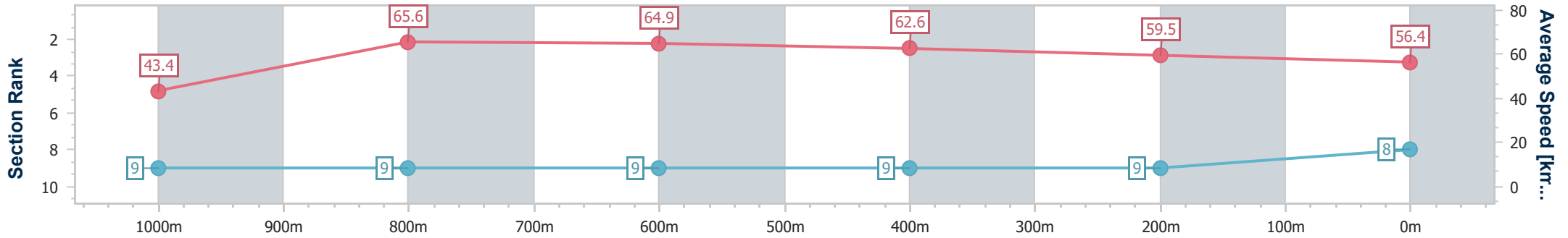
Horse/Jockey Name	Coronel
Final Rank	8
Fastest Section Time (Section)	0:08.31 (Overall)
Top Speed [km/h] (Section)	67.4 (800m)
Race State	Finished



Aquis Park Gold Coast Poly QLD Professional
Race 6: GLOBAL TURF BENCHMARK 62 Handicap - 1100m
 28 January 2023 - 16:09
 Track Rating: Synthetic, Weather: Fine, Rail Position: True Entire



Section	Overall	1000m	800m	600m	400m	200m
Section Times	1:07.43 [8] (0:08.31)	0:59.12 [9] (0:11.11)	0:48.01 [9] (0:11.30)	0:36.71 [9] (0:11.73)	0:24.98 [9] (0:12.23)	0:12.75 [9] (0:12.75)
Average Speed [km/h]	43.4	65.6	64.9	62.6	59.5	56.4
Top Speed [km/h]	62.0	67.3	67.4	65.3	61.0	58.7
Avg. Dist. to Rail [m]	7.6	4.9	4.0	4.1	4.1	6.1
Avg. Stride Freq. [Hz]	2.1	2.5	2.4	2.4	2.4	2.3
Avg. Stride Length [m]	5.5	7.4	7.5	7.3	7.0	6.8



- [] Ranking at each section and finish
- .-.- No data available at this section
- NA No data available



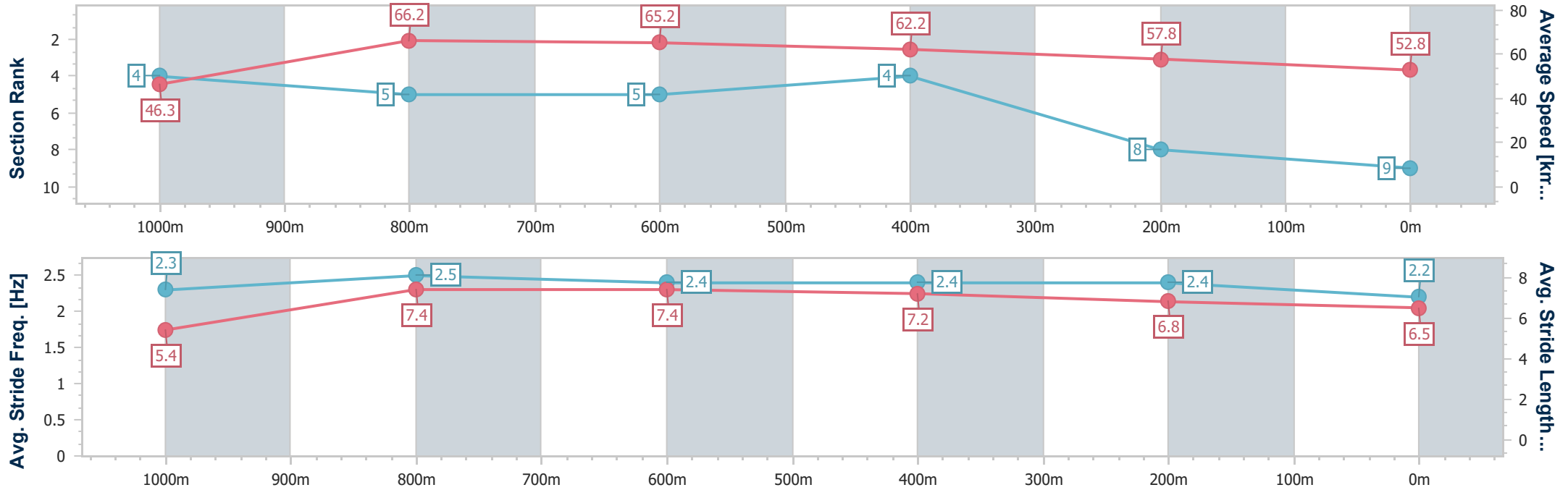
Horse/Jockey Name	Brazetti
Final Rank	9
Fastest Section Time (Section)	0:07.80 (Overall)
Top Speed [km/h] (Section)	67.4 (1000m)
Race State	Finished



Aquis Park Gold Coast Poly QLD Professional
 Race 6: GLOBAL TURF BENCHMARK 62 Handicap - 1100m
 28 January 2023 - 16:09
 Track Rating: Synthetic, Weather: Fine, Rail Position: True Entire



Section	Overall	1000m	800m	600m	400m	200m
Section Times	1:07.63 [9] (0:07.80)	0:59.83 [4] (0:10.90)	0:48.93 [5] (0:11.12)	0:37.81 [5] (0:11.65)	0:26.16 [4] (0:12.50)	0:13.66 [8] (0:13.66)
Average Speed [km/h]	46.3	66.2	65.2	62.2	57.8	52.8
Top Speed [km/h]	64.6	67.4	67.1	64.9	59.3	56.3
Avg. Dist. to Rail [m]	3.5	1.6	1.4	1.6	1.5	4.3
Avg. Stride Freq. [Hz]	2.3	2.5	2.4	2.4	2.4	2.2
Avg. Stride Length [m]	5.4	7.4	7.4	7.2	6.8	6.5



- [] Ranking at each section and finish
- .-.- No data available at this section
- NA No data available