



# Aquis Park Gold Coast Poly QLD Professional

## Race 4: UPLAND CONSTRUCTIONS BENCHMARK 68 Handicap - 2000m

28 January 2023 - 14:49



Track Rating: Synthetic, Weather: Fine, Rail Position: True Entire

Section		Overall	1800m	1600m	1400m	1200m	1000m	800m	Last 600m					
Field Times		2:07.77 (0:14.20)	1:53.57 (0:11.84)	1:41.73 (0:12.31)	1:29.42 (0:12.86)	1:16.56 (0:12.18)	1:04.38 (0:12.41)	0:51.97 (0:12.61)	0:39.36					
Rank	TAB	Horse/Jockey	Barrier	Top Speed [km/h]	Fastest Section								Distance Travelled [m]	
1	2	<b>RAGING POLE</b> Jake Molloy	7	63.8 1800m	0:11.84 1800m	2:07.77 [1] (0:14.43)	1:53.34 [3] (0:11.84)	1:41.50 [3] (0:12.48)	1:29.02 [3] (0:13.00)	1:16.02 [5] (0:12.22)	1:03.80 [5] (0:12.29)	0:51.51 [4] (0:12.44)	0:39.07	
2	1	<b>ELIZANO</b> Paul Hamblin	3	63.2 1800m	0:11.83 1800m	2:07.85 [2] (0:14.46)	1:53.39 [4] (0:11.83)	1:41.56 [4] (0:12.50)	1:29.06 [4] (0:12.88)	1:16.18 [4] (0:12.25)	1:03.93 [4] (0:12.35)	0:51.58 [5] (0:12.36)	0:39.22	-11
3	3	<b>BOLD CONTENDER</b> Les Tilley	8	62.7 1800m	0:12.00 1800m	2:08.28 [3] (0:14.76)	1:53.52 [6] (0:12.00)	1:41.52 [6] (0:12.53)	1:28.99 [7] (0:12.84)	1:16.15 [7] (0:12.12)	1:04.03 [6] (0:12.33)	0:51.70 [6] (0:12.39)	0:39.31	-4
4	5	<b>SEQUIN DRESS</b> Micheal Hellyer	1	62.2 1800m	0:11.94 1800m	2:08.67 [4] (0:14.20)	1:54.47 [1] (0:11.94)	1:42.53 [2] (0:12.28)	1:30.25 [2] (0:13.01)	1:17.24 [3] (0:12.37)	1:04.87 [3] (0:12.32)	0:52.55 [3] (0:12.51)	0:40.04	-9
5	4	<b>SPIRIT'S CHARM</b> Justin Stanley	4	63.8 1800m	0:11.83 1800m	2:09.00 [5] (0:14.62)	1:54.38 [5] (0:11.83)	1:42.55 [5] (0:12.37)	1:30.18 [5] (0:12.48)	1:17.70 [2] (0:12.09)	1:05.61 [1] (0:12.41)	0:53.20 [1] (0:12.61)	0:40.59	-5
6	9	<b>WINSTON BLUE</b> Minonette Kennedy	6	63.1 1800m	0:11.99 1800m	2:09.09 [6] (0:14.81)	1:54.28 [7] (0:11.99)	1:42.29 [7] (0:12.44)	1:29.85 [6] (0:12.69)	1:17.16 [6] (0:12.33)	1:04.83 [7] (0:12.39)	0:52.44 [7] (0:12.42)	0:40.02	-9
7	6	<b>SPURIOUS</b> Rikki Jamieson	9	63.7 1800m	0:11.84 1800m	2:10.05 [7] (0:14.20)	1:55.85 [2] (0:11.84)	1:44.01 [1] (0:12.31)	1:31.70 [1] (0:12.86)	1:18.84 [1] (0:12.20)	1:06.64 [2] (0:12.41)	0:54.23 [2] (0:12.63)	0:41.60	-7

Scratched: Renault (#7), Venomous (#8)



# Aquis Park Gold Coast Poly QLD Professional

## Race 4: UPLAND CONSTRUCTIONS BENCHMARK 68 Handicap - 2000m



28 January 2023 - 14:49

Track Rating: Synthetic, Weather: Fine, Rail Position: True Entire

Section				600m	400m	200m			Last 600m		
Field Times				0:39.36 (0:12.73)	0:26.63 (0:13.29)	0:13.34 (0:13.34)			0:39.36		
Rank	TAB	Horse/Jockey	Barrier	Top Speed [km/h]	Fastest Section	Margin			Distance Travelled [m]		
1	2	<b>RAGING POLE</b> Jake Molloy	7	63.8 1800m	0:11.84 1800m	0:39.07 [5] (0:12.88)	0:26.19 [4] (0:13.05)	0:13.14 [2] (0:13.14)	2:07.77	0:39.07	
2	1	<b>ELIZANO</b> Paul Hamblin	3	63.2 1800m	0:11.83 1800m	0:39.22 [4] (0:12.51)	0:26.71 [1] (0:13.29)	0:13.42 [1] (0:13.42)	0.4L	0:39.22	-11
3	3	<b>BOLD CONTENDER</b> Les Tilley	8	62.7 1800m	0:12.00 1800m	0:39.31 [6] (0:12.87)	0:26.44 [6] (0:13.02)	0:13.42 [5] (0:13.42)	2.9L	0:39.31	-4
4	5	<b>SEQUIN DRESS</b> Micheal Hellyer	1	62.2 1800m	0:11.94 1800m	0:40.04 [3] (0:12.71)	0:27.33 [3] (0:13.33)	0:14.00 [3] (0:14.00)	5.2L	0:40.04	-9
5	4	<b>SPIRIT'S CHARM</b> Justin Stanley	4	63.8 1800m	0:11.83 1800m	0:40.59 [1] (0:12.88)	0:27.71 [2] (0:13.54)	0:14.17 [4] (0:14.17)	7L	0:40.59	-5
6	9	<b>WINSTON BLUE</b> Minonette Kennedy	6	63.1 1800m	0:11.99 1800m	0:40.02 [7] (0:12.84)	0:27.18 [7] (0:13.36)	0:13.82 [6] (0:13.82)	7.5L	0:40.02	-9
7	6	<b>SPURIOUS</b> Rikki Jamieson	9	63.7 1800m	0:11.84 1800m	0:41.60 [2] (0:13.15)	0:28.45 [5] (0:13.74)	0:14.71 [7] (0:14.71)	13L	0:41.60	-7

Scratched: Renault (#7), Venomous (#8)

[ ] Ranking at each section and finish  
 -:-:- No data available at this section  
 NA No data available

SCN Saddle cloth number  
 DNF Did not finish  
 DNT Did not track



Horse/Jockey Name	Raging Pole
Final Rank	1
Fastest Section Time (Section)	0:11.84 (1800m)
Top Speed [km/h] (Section)	63.8 (1800m)
Race State	Finished



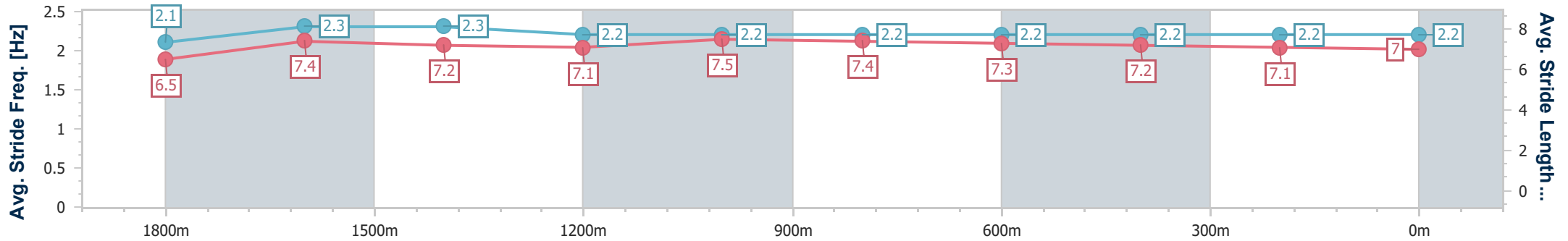
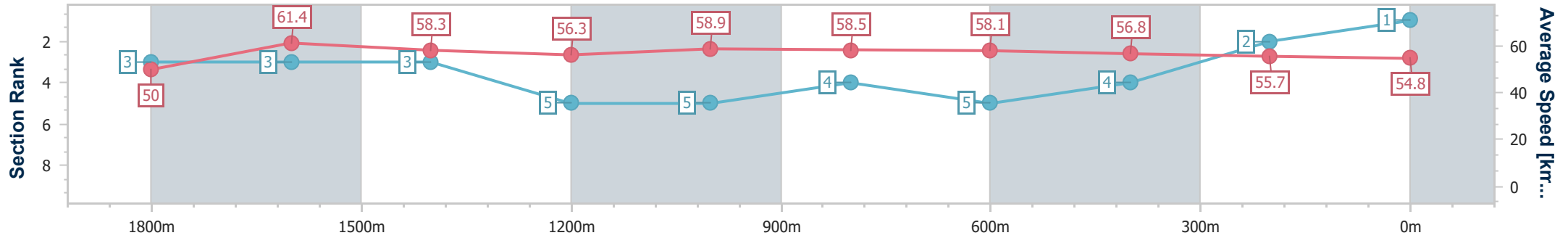
Aquis Park Gold Coast Poly QLD Professional  
 Race 4: UPLAND CONSTRUCTIONS BENCHMARK 68 Handicap - 2000m



28 January 2023 - 14:49

Track Rating: Synthetic, Weather: Fine, Rail Position: True Entire

Section	Overall	1800m	1600m	1400m	1200m	1000m	800m	600m	400m	200m
Section Times	2:07.77 [1] (0:14.43)	1:53.34 [3] (0:11.84)	1:41.50 [3] (0:12.48)	1:29.02 [3] (0:13.00)	1:16.02 [5] (0:12.22)	1:03.80 [5] (0:12.29)	0:51.51 [4] (0:12.44)	0:39.07 [5] (0:12.88)	0:26.19 [4] (0:13.05)	0:13.14 [2] (0:13.14)
Average Speed [km/h]	50.0	61.4	58.3	56.3	58.9	58.5	58.1	56.8	55.7	54.8
Top Speed [km/h]	63.1	63.8	60.0	59.3	60.0	59.6	59.0	58.9	56.9	56.2
Avg. Dist. to Rail [m]	6.6	3.3	2.8	2.2	0.9	0.4	1.1	3.1	4.8	5.1
Avg. Stride Freq. [Hz]	2.1	2.3	2.3	2.2	2.2	2.2	2.2	2.2	2.2	2.2
Avg. Stride Length [m]	6.5	7.4	7.2	7.1	7.5	7.4	7.3	7.2	7.1	7.0



- [ ] Ranking at each section and finish
- .-.- No data available at this section
- NA No data available



Horse/Jockey Name	Elizano
Final Rank	2
Fastest Section Time (Section)	0:11.83 (1800m)
Top Speed [km/h] (Section)	63.2 (1800m)
Race State	Finished



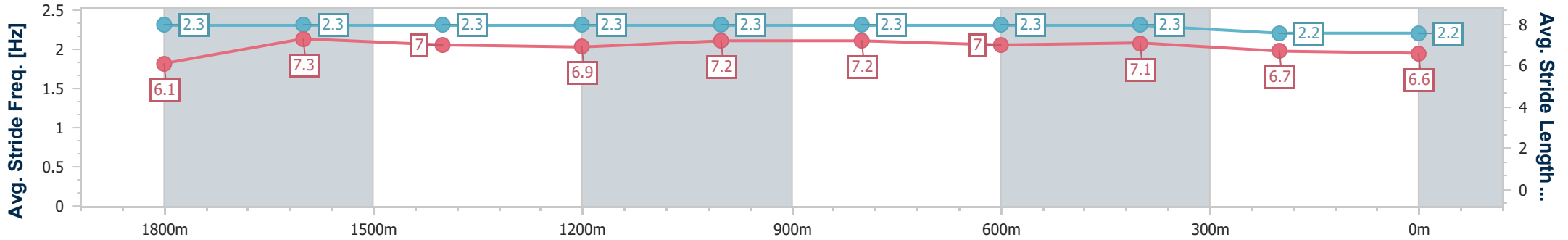
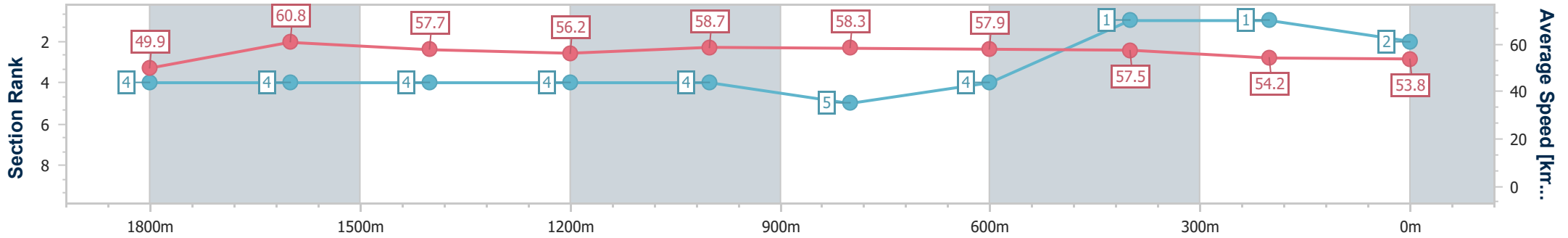
Aquis Park Gold Coast Poly QLD Professional  
 Race 4: UPLAND CONSTRUCTIONS BENCHMARK 68 Handicap - 2000m



28 January 2023 - 14:49

Track Rating: Synthetic, Weather: Fine, Rail Position: True Entire

Section	Overall	1800m	1600m	1400m	1200m	1000m	800m	600m	400m	200m
Section Times	2:07.85 [2] (0:14.46)	1:53.39 [4] (0:11.83)	1:41.56 [4] (0:12.50)	1:29.06 [4] (0:12.88)	1:16.18 [4] (0:12.25)	1:03.93 [4] (0:12.35)	0:51.58 [5] (0:12.36)	0:39.22 [4] (0:12.51)	0:26.71 [1] (0:13.29)	0:13.42 [1] (0:13.42)
Average Speed [km/h]	49.9	60.8	57.7	56.2	58.7	58.3	57.9	57.5	54.2	53.8
Top Speed [km/h]	62.0	63.2	59.5	58.7	59.7	59.5	59.1	60.3	55.3	56.3
Avg. Dist. to Rail [m]	3.9	0.4	1.2	0.9	0.9	0.6	1.0	0.4	0.4	0.6
Avg. Stride Freq. [Hz]	2.3	2.3	2.3	2.3	2.3	2.3	2.3	2.3	2.2	2.2
Avg. Stride Length [m]	6.1	7.3	7.0	6.9	7.2	7.2	7.0	7.1	6.7	6.6



- [ ] Ranking at each section and finish
- .-.- No data available at this section
- NA No data available



Horse/Jockey Name	Bold Contender
Final Rank	3
Fastest Section Time (Section)	0:12.00 (1800m)
Top Speed [km/h] (Section)	62.7 (1800m)
Race State	Finished



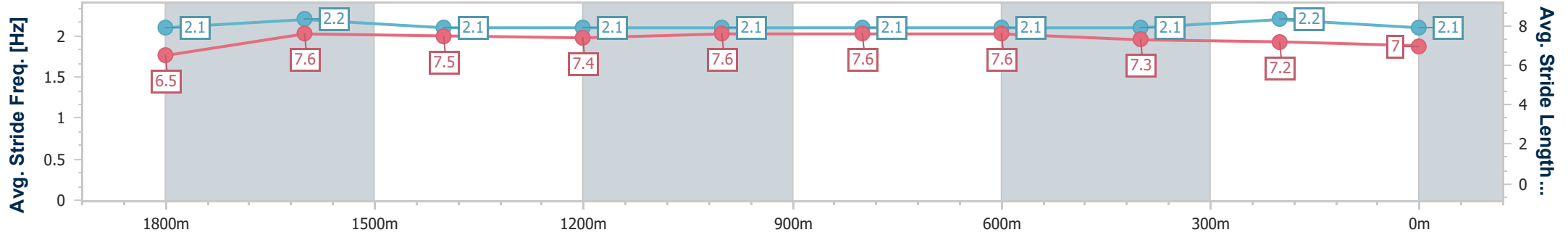
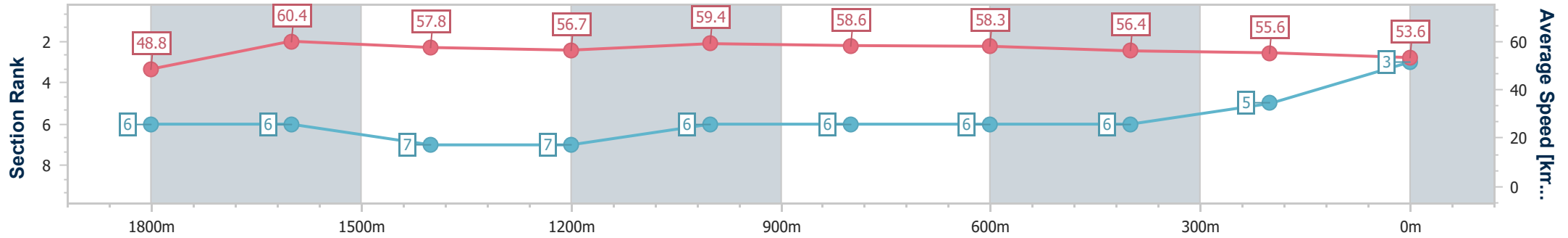
Aquis Park Gold Coast Poly QLD Professional  
 Race 4: UPLAND CONSTRUCTIONS BENCHMARK 68 Handicap - 2000m



28 January 2023 - 14:49

Track Rating: Synthetic, Weather: Fine, Rail Position: True Entire

Section	Overall	1800m	1600m	1400m	1200m	1000m	800m	600m	400m	200m
Section Times	2:08.28 [3] (0:14.76)	1:53.52 [6] (0:12.00)	1:41.52 [6] (0:12.53)	1:28.99 [7] (0:12.84)	1:16.15 [7] (0:12.12)	1:04.03 [6] (0:12.33)	0:51.70 [6] (0:12.39)	0:39.31 [6] (0:12.87)	0:26.44 [6] (0:13.02)	0:13.42 [5] (0:13.42)
Average Speed [km/h]	48.8	60.4	57.8	56.7	59.4	58.6	58.3	56.4	55.6	53.6
Top Speed [km/h]	60.9	62.7	59.8	59.8	60.6	60.0	59.2	59.0	57.0	55.9
Avg. Dist. to Rail [m]	7.9	2.5	2.1	1.4	2.0	1.4	0.9	1.9	4.7	7.1
Avg. Stride Freq. [Hz]	2.1	2.2	2.1	2.1	2.1	2.1	2.1	2.1	2.2	2.1
Avg. Stride Length [m]	6.5	7.6	7.5	7.4	7.6	7.6	7.6	7.3	7.2	7.0



- [ ] Ranking at each section and finish
- .-.- No data available at this section
- NA No data available



Horse/Jockey Name	Sequin Dress
Final Rank	4
Fastest Section Time (Section)	0:11.94 (1800m)
Top Speed [km/h] (Section)	62.2 (1800m)
Race State	Finished

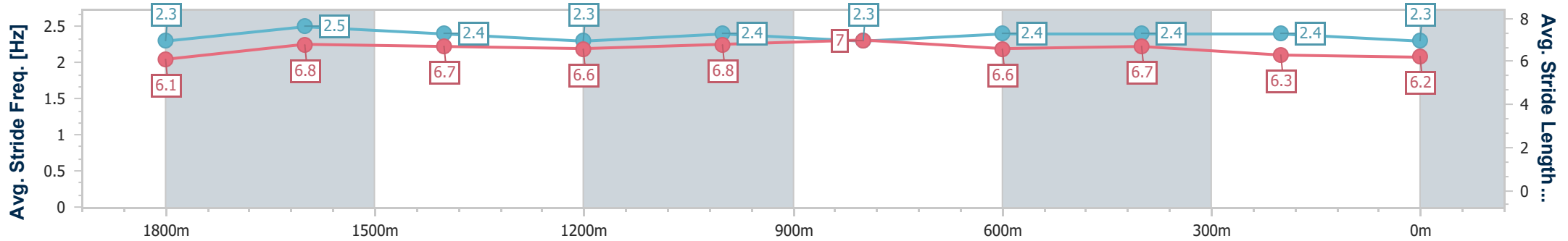
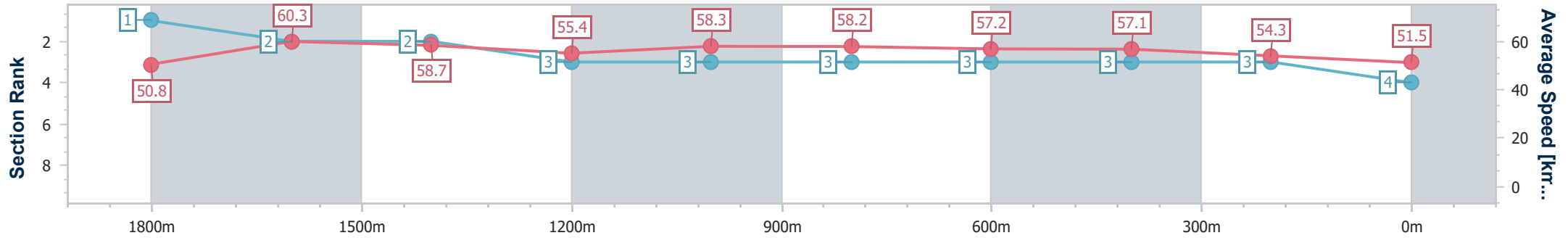


Aquis Park Gold Coast Poly QLD Professional  
 Race 4: UPLAND CONSTRUCTIONS BENCHMARK 68 Handicap - 2000m  
 AQUIS PARK  
 HOME OF THE GOLD COAST  
 TURF CLUB & SPORT CENTRE

28 January 2023 - 14:49

Track Rating: Synthetic, Weather: Fine, Rail Position: True Entire

Section	Overall	1800m	1600m	1400m	1200m	1000m	800m	600m	400m	200m
Section Times	2:08.67 [4] (0:14.20)	1:54.47 [1] (0:11.94)	1:42.53 [2] (0:12.28)	1:30.25 [2] (0:13.01)	1:17.24 [3] (0:12.37)	1:04.87 [3] (0:12.32)	0:52.55 [3] (0:12.51)	0:40.04 [3] (0:12.71)	0:27.33 [3] (0:13.33)	0:14.00 [3] (0:14.00)
Average Speed [km/h]	50.8	60.3	58.7	55.4	58.3	58.2	57.2	57.1	54.3	51.5
Top Speed [km/h]	61.8	62.2	61.0	59.2	59.5	59.3	59.4	59.8	55.5	53.7
Avg. Dist. to Rail [m]	2.5	0.2	0.8	0.7	0.9	1.0	1.0	1.2	3.4	3.9
Avg. Stride Freq. [Hz]	2.3	2.5	2.4	2.3	2.4	2.3	2.4	2.4	2.4	2.3
Avg. Stride Length [m]	6.1	6.8	6.7	6.6	6.8	7.0	6.6	6.7	6.3	6.2



- [ ] Ranking at each section and finish
- .-.- No data available at this section
- NA No data available



Horse/Jockey Name	Spirit's Charm
Final Rank	5
Fastest Section Time (Section)	0:11.83 (1800m)
Top Speed [km/h] (Section)	63.8 (1800m)
Race State	Finished



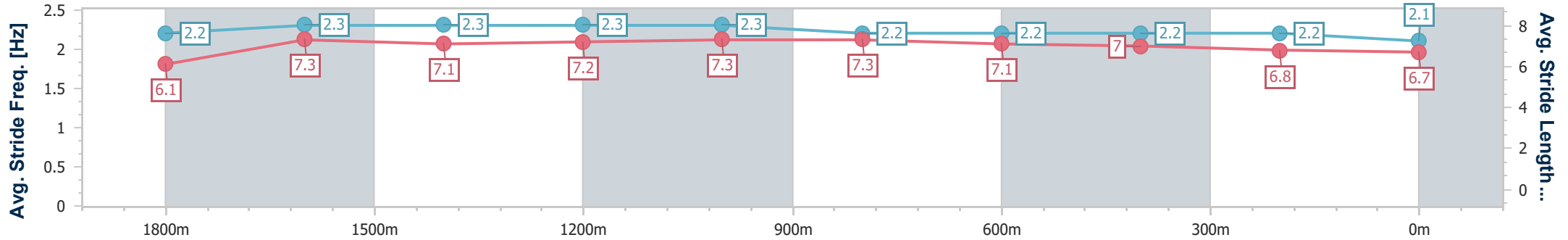
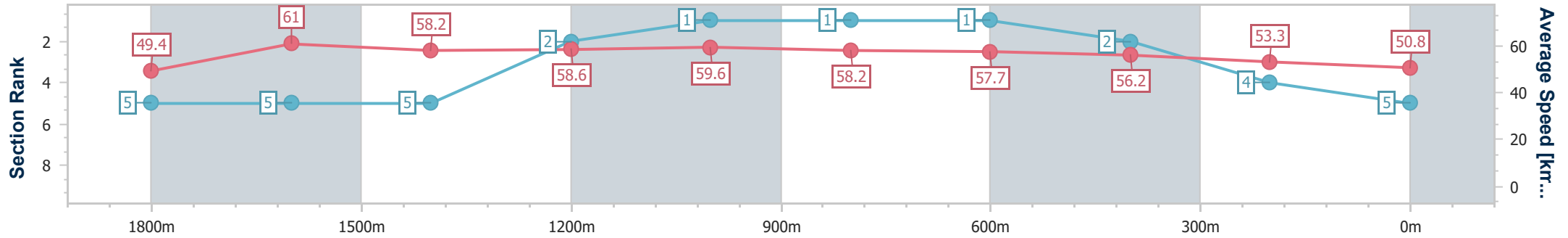
Aquis Park Gold Coast Poly QLD Professional  
 Race 4: UPLAND CONSTRUCTIONS BENCHMARK 68 Handicap - 2000m



28 January 2023 - 14:49

Track Rating: Synthetic, Weather: Fine, Rail Position: True Entire

Section	Overall	1800m	1600m	1400m	1200m	1000m	800m	600m	400m	200m
Section Times	2:09.00 [5] (0:14.62)	1:54.38 [5] (0:11.83)	1:42.55 [5] (0:12.37)	1:30.18 [5] (0:12.48)	1:17.70 [2] (0:12.09)	1:05.61 [1] (0:12.41)	0:53.20 [1] (0:12.61)	0:40.59 [1] (0:12.88)	0:27.71 [2] (0:13.54)	0:14.17 [4] (0:14.17)
Average Speed [km/h]	49.4	61.0	58.2	58.6	59.6	58.2	57.7	56.2	53.3	50.8
Top Speed [km/h]	61.6	63.8	60.9	59.5	60.3	59.3	59.1	59.1	54.3	52.0
Avg. Dist. to Rail [m]	4.3	1.0	1.4	2.1	2.8	1.9	1.8	1.3	1.9	2.8
Avg. Stride Freq. [Hz]	2.2	2.3	2.3	2.3	2.3	2.2	2.2	2.2	2.2	2.1
Avg. Stride Length [m]	6.1	7.3	7.1	7.2	7.3	7.3	7.1	7.0	6.8	6.7



- [ ] Ranking at each section and finish
- .-.- No data available at this section
- NA No data available



Horse/Jockey Name	Winston Blue
Final Rank	6
Fastest Section Time (Section)	0:11.99 (1800m)
Top Speed [km/h] (Section)	63.1 (1800m)
Race State	Finished

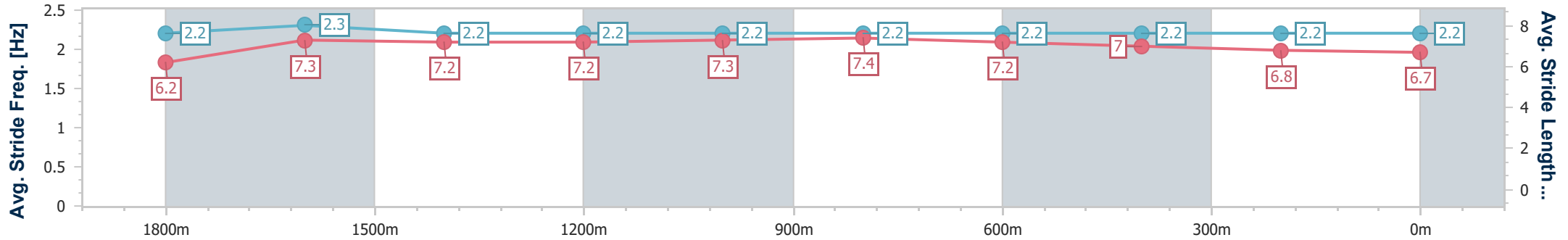
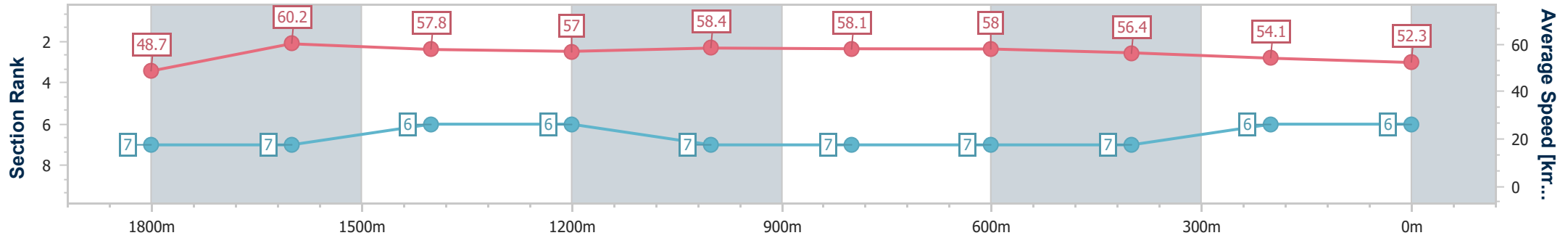


Aquis Park Gold Coast Poly QLD Professional  
 Race 4: UPLAND CONSTRUCTIONS BENCHMARK 68 Handicap - 2000m  
 HOME OF THE GOLD COAST TURF CLUB & SPORT CENTRE

28 January 2023 - 14:49

Track Rating: Synthetic, Weather: Fine, Rail Position: True Entire

Section	Overall	1800m	1600m	1400m	1200m	1000m	800m	600m	400m	200m
Section Times	2:09.09 [6] (0:14.81)	1:54.28 [7] (0:11.99)	1:42.29 [7] (0:12.44)	1:29.85 [6] (0:12.69)	1:17.16 [6] (0:12.33)	1:04.83 [7] (0:12.39)	0:52.44 [7] (0:12.42)	0:40.02 [7] (0:12.84)	0:27.18 [7] (0:13.36)	0:13.82 [6] (0:13.82)
Average Speed [km/h]	48.7	60.2	57.8	57.0	58.4	58.1	58.0	56.4	54.1	52.3
Top Speed [km/h]	61.0	63.1	60.3	59.7	59.5	58.7	58.9	58.7	54.8	53.9
Avg. Dist. to Rail [m]	5.6	1.0	0.5	0.6	0.9	0.5	0.2	1.3	3.0	5.4
Avg. Stride Freq. [Hz]	2.2	2.3	2.2	2.2	2.2	2.2	2.2	2.2	2.2	2.2
Avg. Stride Length [m]	6.2	7.3	7.2	7.2	7.3	7.4	7.2	7.0	6.8	6.7



- [ ] Ranking at each section and finish
- .-.- No data available at this section
- NA No data available





Horse/Jockey Name	Spurious
Final Rank	7
Fastest Section Time (Section)	0:11.84 (1800m)
Top Speed [km/h] (Section)	63.7 (1800m)
Race State	Finished



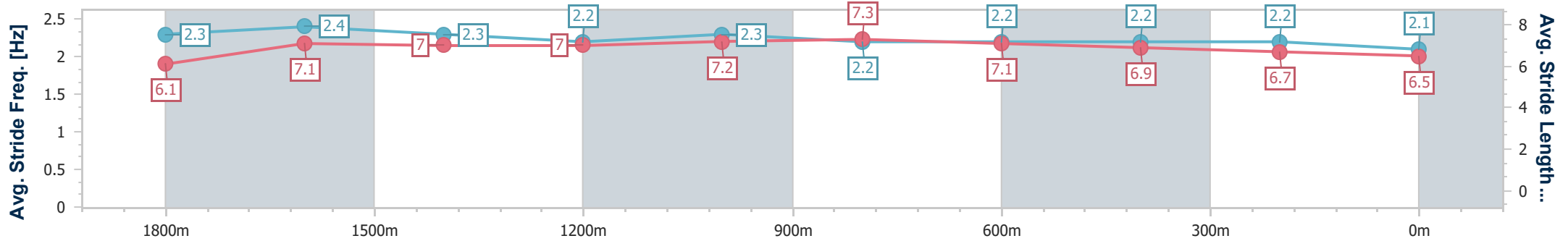
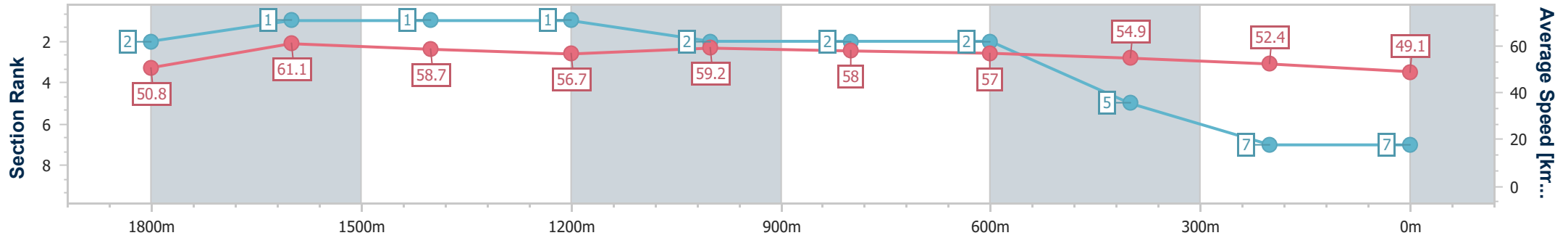
Aquis Park Gold Coast Poly QLD Professional  
 Race 4: UPLAND CONSTRUCTIONS BENCHMARK 68 Handicap - 2000m



28 January 2023 - 14:49

Track Rating: Synthetic, Weather: Fine, Rail Position: True Entire

Section	Overall	1800m	1600m	1400m	1200m	1000m	800m	600m	400m	200m
Section Times	2:10.05 [7] (0:14.20)	1:55.85 [2] (0:11.84)	1:44.01 [1] (0:12.31)	1:31.70 [1] (0:12.86)	1:18.84 [1] (0:12.20)	1:06.64 [2] (0:12.41)	0:54.23 [2] (0:12.63)	0:41.60 [2] (0:13.15)	0:28.45 [5] (0:13.74)	0:14.71 [7] (0:14.71)
Average Speed [km/h]	50.8	61.1	58.7	56.7	59.2	58.0	57.0	54.9	52.4	49.1
Top Speed [km/h]	63.3	63.7	59.8	60.0	59.6	59.1	57.5	57.4	53.1	51.4
Avg. Dist. to Rail [m]	8.8	2.3	1.4	1.7	1.7	0.3	0.3	0.4	0.6	1.4
Avg. Stride Freq. [Hz]	2.3	2.4	2.3	2.2	2.3	2.2	2.2	2.2	2.2	2.1
Avg. Stride Length [m]	6.1	7.1	7.0	7.0	7.2	7.3	7.1	6.9	6.7	6.5



- [ ] Ranking at each section and finish
- .-.- No data available at this section
- NA No data available