



**Aquis Park Gold Coast Poly QLD Professional**  
**Race 3: CONTOUR CONSULTING ENGINEERS QTIS Three-Year-Old**  
**BENCHMARK 65 Handicap - 1200m**  
**28 January 2023 - 14:09**



Track Rating: Synthetic, Weather: Fine, Rail Position: True Entire

Section		Overall	1000m	800m	600m	400m	200m	Last 600m					
Field Times		1:12.31 (0:13.35)	0:58.96 (0:10.89)	0:48.07 (0:11.20)	0:36.87 (0:11.42)	0:25.45 (0:12.34)	0:13.11 (0:13.11)	0:36.87					
Rank	TAB Horse/Jockey	Barrier	Top Speed [km/h]	Fastest Section	Margin						Distance Travelled [m]		
1	3 CORFE CASTLE Sean Cormack	1	67.3 1000m	0:10.96 1000m	1:12.31 [1] (0:13.35)	0:58.96 [1] (0:10.96)	0:48.00 [3] (0:11.21)	0:36.79 [2] (0:11.47)	0:25.32 [2] (0:12.21)	0:13.11 [1] (0:13.11)	1:12.31	0:36.79	
2	6 WOWIT'S WILLYWONKA Yvette Lewis	5	68.0 1000m	0:10.95 1000m	1:12.67 [2] (0:13.66)	0:59.01 [4] (0:10.95)	0:48.06 [4] (0:11.32)	0:36.74 [5] (0:11.72)	0:25.02 [4] (0:12.35)	0:12.67 [3] (0:12.67)	2L	0:36.74	+2
3	5 PRIMED FOR VICTORY Ryan Wiggins	4	68.3 1000m	0:10.82 1000m	1:12.69 [3] (0:13.42)	0:59.27 [2] (0:10.82)	0:48.45 [2] (0:11.21)	0:37.24 [3] (0:11.41)	0:25.83 [1] (0:12.44)	0:13.39 [2] (0:13.39)	2.1L	0:37.24	+3
4	8 THE MISSIONARY Anthony Allen	7	67.5 1000m	0:10.88 1000m	1:13.24 [4] (0:13.86)	0:59.38 [6] (0:10.88)	0:48.50 [6] (0:11.31)	0:37.19 [6] (0:11.96)	0:25.23 [6] (0:12.46)	0:12.77 [5] (0:12.77)	5.4L	0:37.19	+6
5	7 MONTANA LADY Nozi Tomizawa	8	69.3 1000m	0:10.67 1000m	1:13.43 [5] (0:13.58)	0:59.85 [3] (0:10.67)	0:49.18 [1] (0:11.19)	0:37.99 [1] (0:11.61)	0:26.38 [3] (0:12.74)	0:13.64 [4] (0:13.64)	6.4L	0:37.99	+4
6	2 BETTERDEEL Justin Stanley	3	69.3 1000m	0:10.73 1000m	1:13.91 [6] (0:13.79)	1:00.12 [5] (0:10.73)	0:49.39 [5] (0:11.22)	0:38.17 [4] (0:11.91)	0:26.26 [5] (0:12.90)	0:13.36 [6] (0:13.36)	9.2L	0:38.17	+6
7	4 MISHANI PERSUASION Micheal Hellyer	2	66.2 1000m	0:11.22 1000m	1:14.19 [7] (0:13.87)	1:00.32 [7] (0:11.22)	0:49.10 [7] (0:11.52)	0:37.58 [7] (0:11.95)	0:25.63 [7] (0:12.57)	0:13.06 [7] (0:13.06)	10.7L	0:37.58	-1

Scratched: Where's Tekay Now (#1)

[ ] Ranking at each section and finish  
 -:-:- No data available at this section  
 NA No data available

SCN Saddle cloth number  
 DNF Did not finish  
 DNT Did not track



Horse/Jockey Name	Corfe Castle
Final Rank	1
Fastest Section Time (Section)	0:10.96 (1000m)
Top Speed [km/h] (Section)	67.3 (1000m)
Race State	Finished



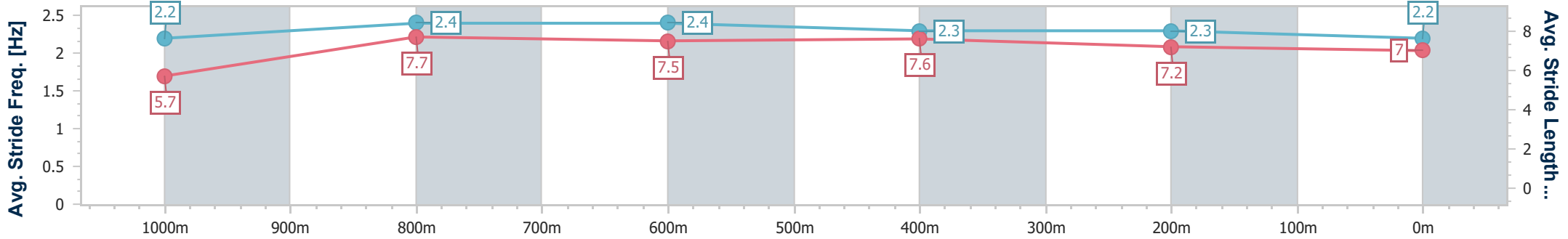
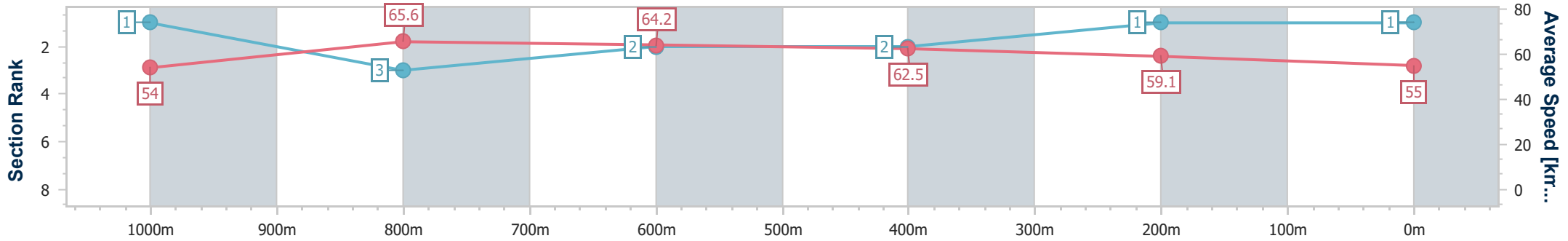
Aquis Park Gold Coast Poly QLD Professional  
 Race 3: CONTOUR CONSULTING ENGINEERS QTIS Three-Year  
 -Old BENCHMARK 65 Handicap - 1200m



28 January 2023 - 14:09

Track Rating: Synthetic, Weather: Fine, Rail Position: True Entire

Section	Overall	1000m	800m	600m	400m	200m
Section Times	1:12.31 [1] (0:13.35)	0:58.96 [1] (0:10.96)	0:48.00 [3] (0:11.21)	0:36.79 [2] (0:11.47)	0:25.32 [2] (0:12.21)	0:13.11 [1] (0:13.11)
Average Speed [km/h]	54.0	65.6	64.2	62.5	59.1	55.0
Top Speed [km/h]	65.6	67.3	65.2	63.8	60.7	58.1
Avg. Dist. to Rail [m]	0.9	0.4	0.2	0.6	2.7	4.1
Avg. Stride Freq. [Hz]	2.2	2.4	2.4	2.3	2.3	2.2
Avg. Stride Length [m]	5.7	7.7	7.5	7.6	7.2	7.0



- [ ] Ranking at each section and finish
- .-.- No data available at this section
- NA No data available



Horse/Jockey Name	Wowit's Willywonka
Final Rank	2
Fastest Section Time (Section)	0:10.95 (1000m)
Top Speed [km/h] (Section)	68.0 (1000m)
Race State	Finished



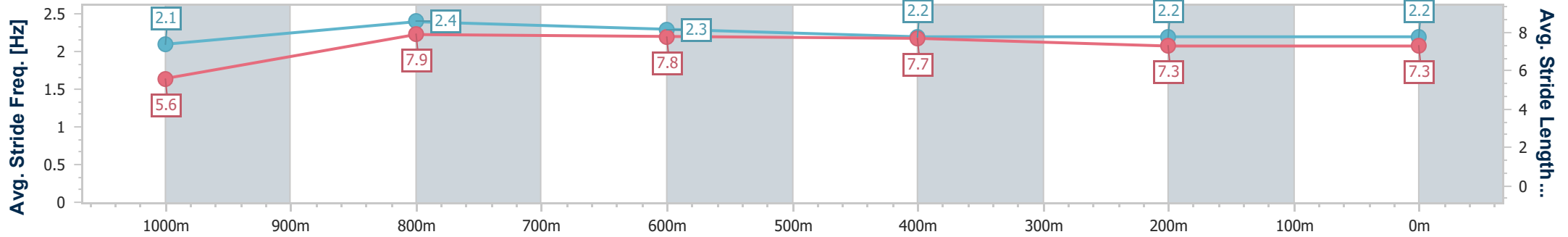
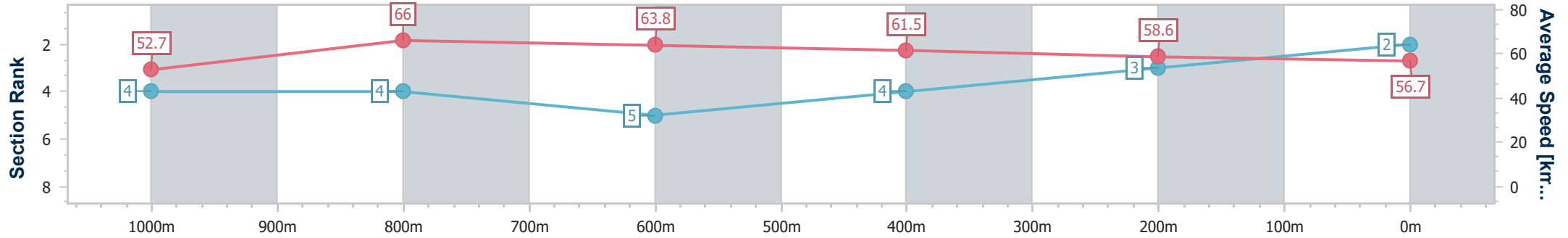
Aquis Park Gold Coast Poly QLD Professional  
 Race 3: CONTOUR CONSULTING ENGINEERS QTIS Three-Year  
 -Old BENCHMARK 65 Handicap - 1200m



28 January 2023 - 14:09

Track Rating: Synthetic, Weather: Fine, Rail Position: True Entire

Section	Overall	1000m	800m	600m	400m	200m
Section Times	1:12.67 [2] (0:13.66)	0:59.01 [4] (0:10.95)	0:48.06 [4] (0:11.32)	0:36.74 [5] (0:11.72)	0:25.02 [4] (0:12.35)	0:12.67 [3] (0:12.67)
Average Speed [km/h]	52.7	66.0	63.8	61.5	58.6	56.7
Top Speed [km/h]	66.2	68.0	65.2	63.6	59.4	58.1
Avg. Dist. to Rail [m]	2.2	0.9	0.4	0.4	4.1	6.1
Avg. Stride Freq. [Hz]	2.1	2.4	2.3	2.2	2.2	2.2
Avg. Stride Length [m]	5.6	7.9	7.8	7.7	7.3	7.3



- [ ] Ranking at each section and finish
- .-.- No data available at this section
- NA No data available



Horse/Jockey Name	Primed For Victory
Final Rank	3
Fastest Section Time (Section)	0:10.82 (1000m)
Top Speed [km/h] (Section)	68.3 (1000m)
Race State	Finished



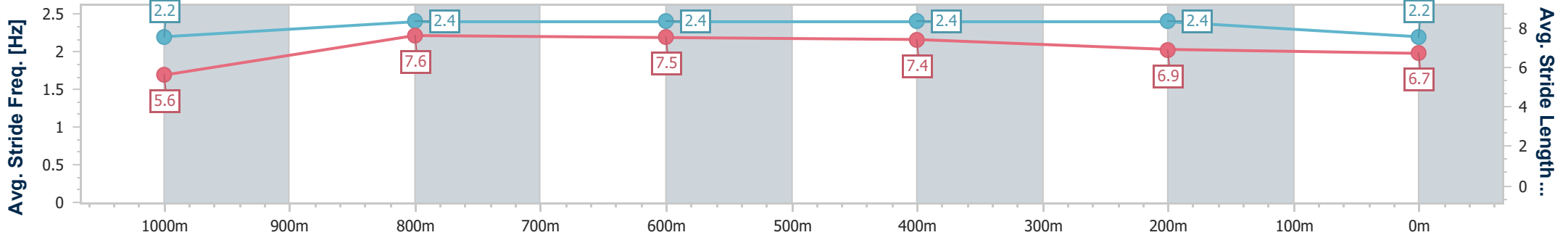
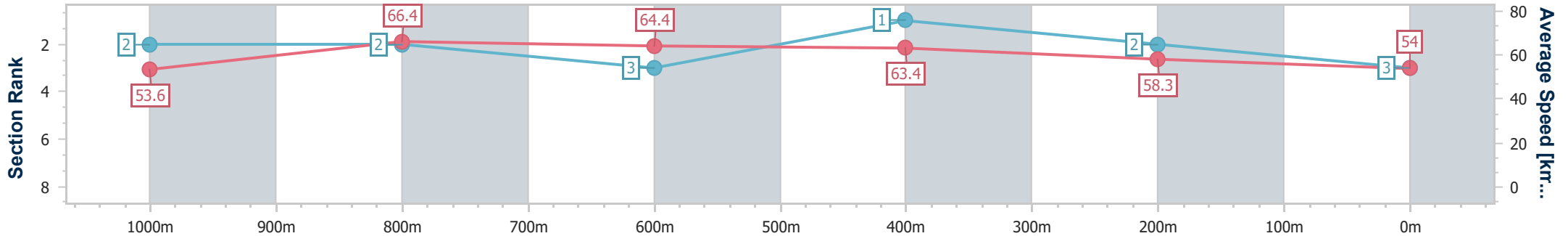
Aquis Park Gold Coast Poly QLD Professional  
 Race 3: CONTOUR CONSULTING ENGINEERS QTIS Three-Year  
 -Old BENCHMARK 65 Handicap - 1200m



28 January 2023 - 14:09

Track Rating: Synthetic, Weather: Fine, Rail Position: True Entire

Section	Overall	1000m	800m	600m	400m	200m
Section Times	1:12.69 [3] (0:13.42)	0:59.27 [2] (0:10.82)	0:48.45 [2] (0:11.21)	0:37.24 [3] (0:11.41)	0:25.83 [1] (0:12.44)	0:13.39 [2] (0:13.39)
Average Speed [km/h]	53.6	66.4	64.4	63.4	58.3	54.0
Top Speed [km/h]	65.7	68.3	66.3	64.7	59.9	57.6
Avg. Dist. to Rail [m]	2.2	0.3	0.5	1.0	4.6	7.1
Avg. Stride Freq. [Hz]	2.2	2.4	2.4	2.4	2.4	2.2
Avg. Stride Length [m]	5.6	7.6	7.5	7.4	6.9	6.7



- [ ] Ranking at each section and finish
- .-.- No data available at this section
- NA No data available



Horse/Jockey Name	The Missionary
Final Rank	4
Fastest Section Time (Section)	0:10.88 (1000m)
Top Speed [km/h] (Section)	67.5 (1000m)
Race State	Finished



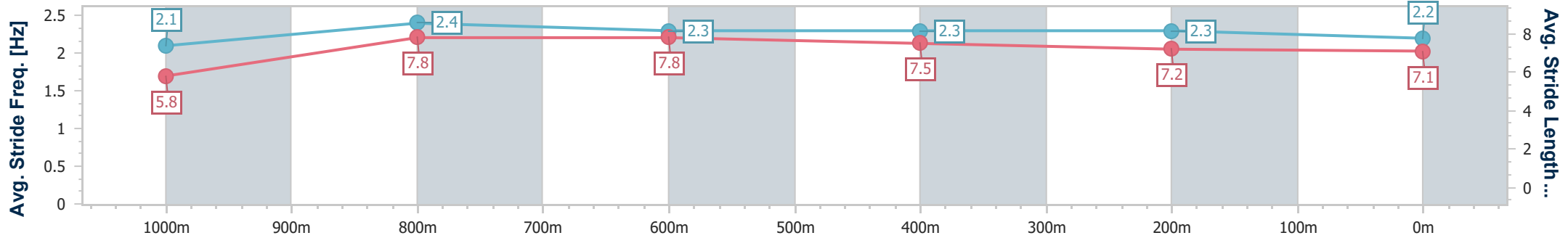
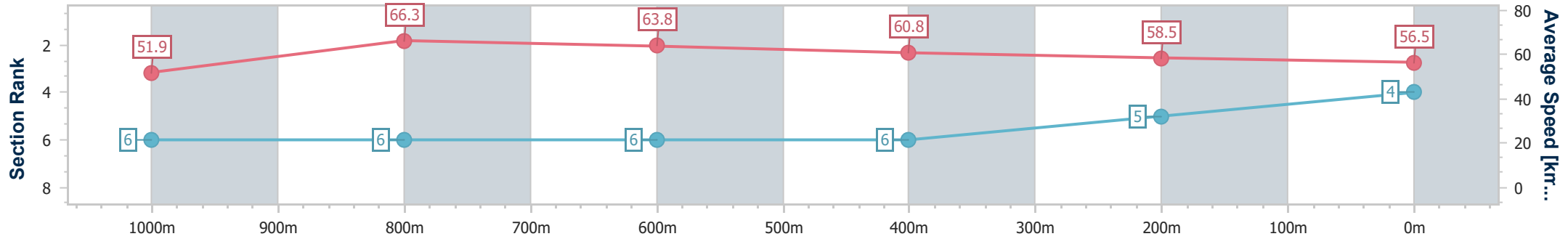
Aquis Park Gold Coast Poly QLD Professional  
 Race 3: CONTOUR CONSULTING ENGINEERS QTIS Three-Year  
 -Old BENCHMARK 65 Handicap - 1200m



28 January 2023 - 14:09

Track Rating: Synthetic, Weather: Fine, Rail Position: True Entire

Section	Overall	1000m	800m	600m	400m	200m
Section Times	1:13.24 [4] (0:13.86)	0:59.38 [6] (0:10.88)	0:48.50 [6] (0:11.31)	0:37.19 [6] (0:11.96)	0:25.23 [6] (0:12.46)	0:12.77 [5] (0:12.77)
Average Speed [km/h]	51.9	66.3	63.8	60.8	58.5	56.5
Top Speed [km/h]	66.7	67.5	65.7	63.5	59.5	57.5
Avg. Dist. to Rail [m]	4.7	1.0	0.8	2.1	6.6	9.6
Avg. Stride Freq. [Hz]	2.1	2.4	2.3	2.3	2.3	2.2
Avg. Stride Length [m]	5.8	7.8	7.8	7.5	7.2	7.1



- [ ] Ranking at each section and finish
- .-.- No data available at this section
- NA No data available



Horse/Jockey Name	Montana Lady
Final Rank	5
Fastest Section Time (Section)	0:10.67 (1000m)
Top Speed [km/h] (Section)	69.3 (1000m)
Race State	Finished



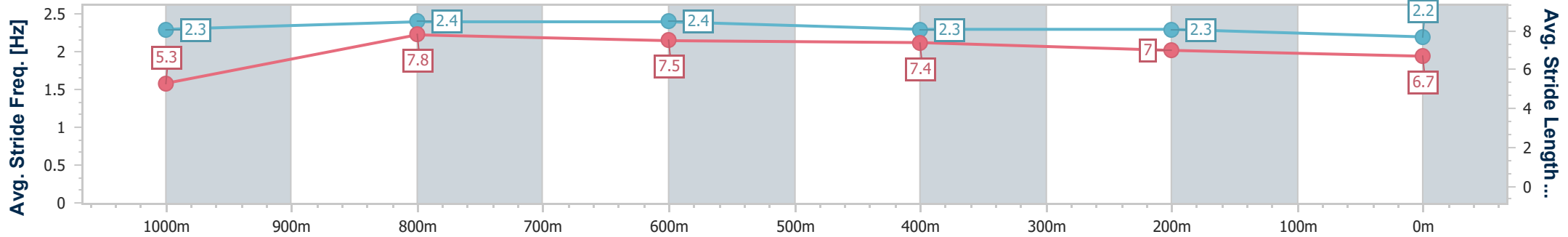
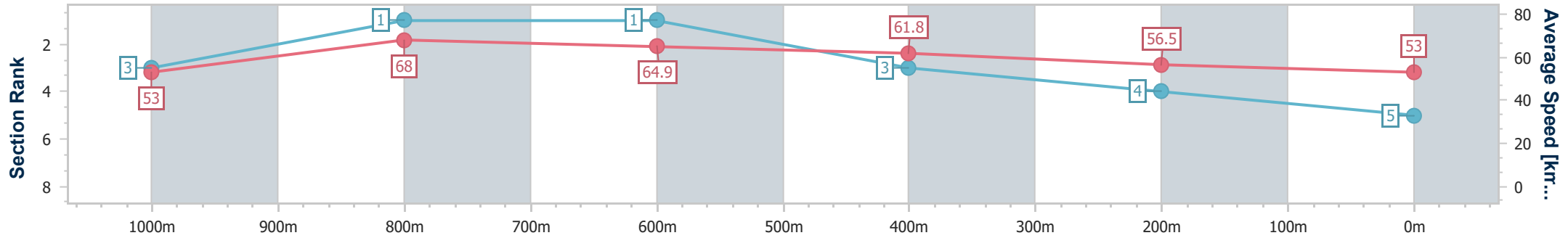
Aquis Park Gold Coast Poly QLD Professional  
 Race 3: CONTOUR CONSULTING ENGINEERS QTIS Three-Year  
 -Old BENCHMARK 65 Handicap - 1200m



28 January 2023 - 14:09

Track Rating: Synthetic, Weather: Fine, Rail Position: True Entire

Section	Overall	1000m	800m	600m	400m	200m
Section Times	1:13.43 [5] (0:13.58)	0:59.85 [3] (0:10.67)	0:49.18 [1] (0:11.19)	0:37.99 [1] (0:11.61)	0:26.38 [3] (0:12.74)	0:13.64 [4] (0:13.64)
Average Speed [km/h]	53.0	68.0	64.9	61.8	56.5	53.0
Top Speed [km/h]	68.1	69.3	66.6	65.4	58.4	55.0
Avg. Dist. to Rail [m]	5.8	3.0	1.5	0.6	2.2	5.2
Avg. Stride Freq. [Hz]	2.3	2.4	2.4	2.3	2.3	2.2
Avg. Stride Length [m]	5.3	7.8	7.5	7.4	7.0	6.7



- [ ] Ranking at each section and finish
- .-.- No data available at this section
- NA No data available



Horse/Jockey Name	Betterdeel
Final Rank	6
Fastest Section Time (Section)	0:10.73 (1000m)
Top Speed [km/h] (Section)	69.3 (1000m)
Race State	Finished



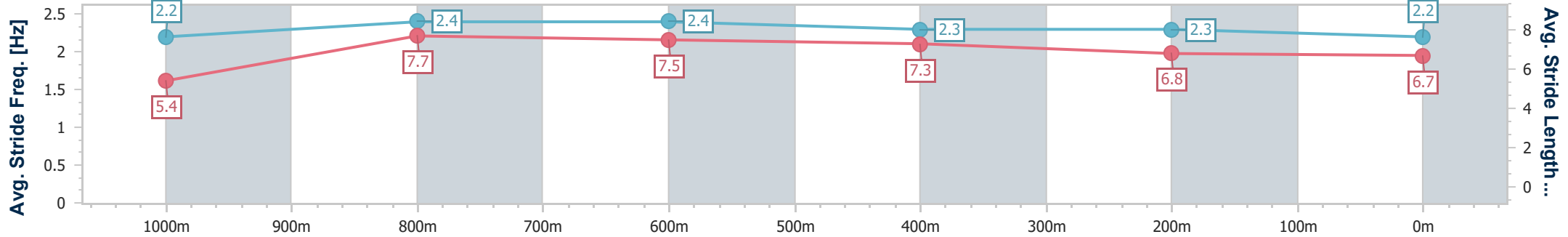
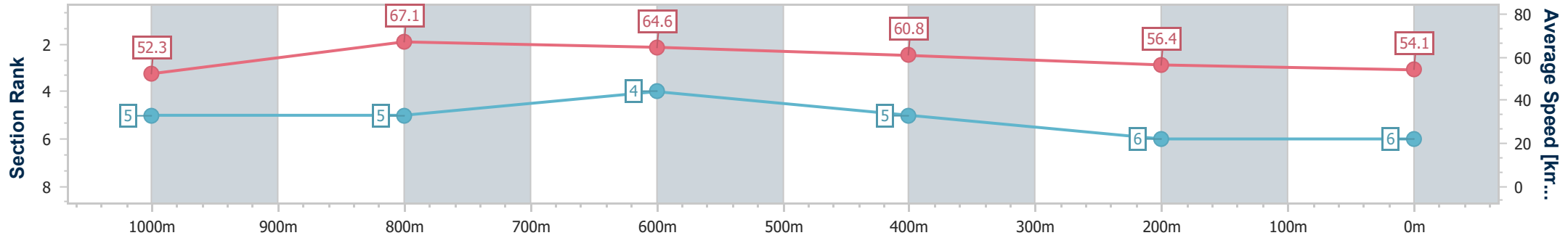
Aquis Park Gold Coast Poly QLD Professional  
 Race 3: CONTOUR CONSULTING ENGINEERS QTIS Three-Year  
 -Old BENCHMARK 65 Handicap - 1200m



28 January 2023 - 14:09

Track Rating: Synthetic, Weather: Fine, Rail Position: True Entire

Section	Overall	1000m	800m	600m	400m	200m
Section Times	1:13.91 [6] (0:13.79)	1:00.12 [5] (0:10.73)	0:49.39 [5] (0:11.22)	0:38.17 [4] (0:11.91)	0:26.26 [5] (0:12.90)	0:13.36 [6] (0:13.36)
Average Speed [km/h]	52.3	67.1	64.6	60.8	56.4	54.1
Top Speed [km/h]	68.7	69.3	65.9	64.3	57.8	56.3
Avg. Dist. to Rail [m]	2.5	0.8	1.4	1.6	6.3	8.5
Avg. Stride Freq. [Hz]	2.2	2.4	2.4	2.3	2.3	2.2
Avg. Stride Length [m]	5.4	7.7	7.5	7.3	6.8	6.7



- [ ] Ranking at each section and finish
- .-.- No data available at this section
- NA No data available



Horse/Jockey Name	Mishani Persuasion
Final Rank	7
Fastest Section Time (Section)	0:11.22 (1000m)
Top Speed [km/h] (Section)	66.2 (1000m)
Race State	Finished



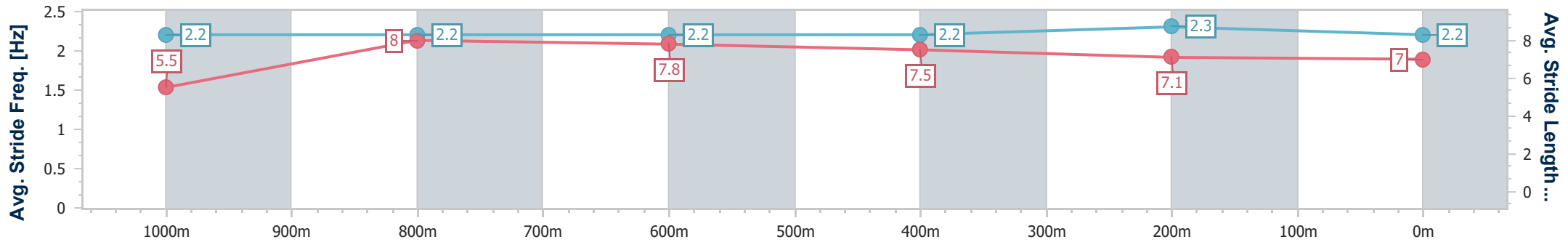
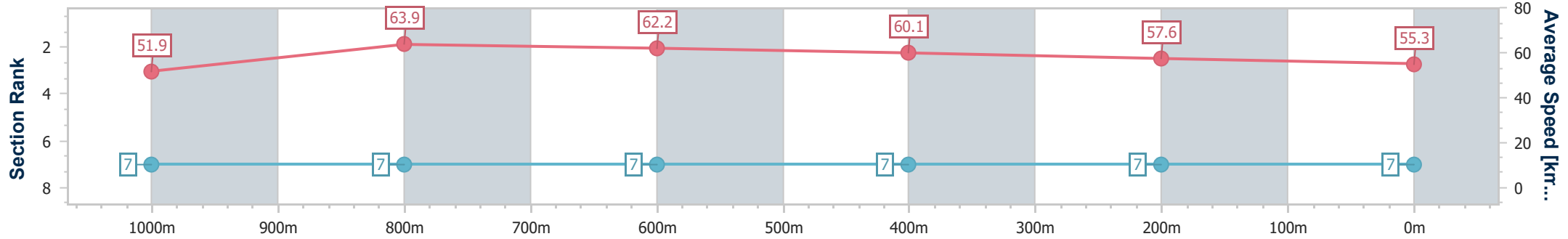
Aquis Park Gold Coast Poly QLD Professional  
 Race 3: CONTOUR CONSULTING ENGINEERS QTIS Three-Year  
 -Old BENCHMARK 65 Handicap - 1200m



28 January 2023 - 14:09

Track Rating: Synthetic, Weather: Fine, Rail Position: True Entire

Section	Overall	1000m	800m	600m	400m	200m
Section Times	1:14.19 [7] (0:13.87)	1:00.32 [7] (0:11.22)	0:49.10 [7] (0:11.52)	0:37.58 [7] (0:11.95)	0:25.63 [7] (0:12.57)	0:13.06 [7] (0:13.06)
Average Speed [km/h]	51.9	63.9	62.2	60.1	57.6	55.3
Top Speed [km/h]	65.7	66.2	62.8	62.6	58.2	57.5
Avg. Dist. to Rail [m]	0.7	1.3	1.0	0.4	2.3	2.9
Avg. Stride Freq. [Hz]	2.2	2.2	2.2	2.2	2.3	2.2
Avg. Stride Length [m]	5.5	8.0	7.8	7.5	7.1	7.0



- [ ] Ranking at each section and finish
- .-.- No data available at this section
- NA No data available