

Track Rating: Synthetic, Weather: Fine, Rail Position: True Entire

Section		Overall	1000m	800m	600m	400m	200m	Last 600m					
Field Times		1:11.23 (0:13.41)	0:57.82 (0:10.88)	0:46.94 (0:11.33)	0:35.61 (0:11.48)	0:24.13 (0:11.81)	0:12.32 (0:12.32)	0:35.61					
Rank	TAB Horse/Jockey	Barrier	Top Speed [km/h]	Fastest Section	Margin						Distance Travelled [m]		
1	5 MOSCINI Alisha Donald	1	68.6 1000m	0:10.91 1000m	1:11.23 [1] (0:13.53)	0:57.70 [3] (0:10.91)	0:46.79 [2] (0:11.21)	0:35.58 [1] (0:11.45)	0:24.13 [1] (0:11.81)	0:12.32 [1] (0:12.32)	1:11.23	0:35.58	
2	4 PIVOTAL MOTION Andrew Spinks	4	67.5 1000m	0:10.88 1000m	1:11.97 [2] (0:13.41)	0:58.56 [1] (0:10.88)	0:47.68 [1] (0:11.33)	0:36.35 [2] (0:11.50)	0:24.85 [2] (0:12.12)	0:12.73 [2] (0:12.73)	4.3L	0:36.35	+4
3	3 BOLD WARRIOR Micheal Hellyer	5	66.6 1000m	0:10.98 1000m	1:12.16 [3] (0:13.51)	0:58.65 [2] (0:10.98)	0:47.67 [3] (0:11.37)	0:36.30 [3] (0:11.60)	0:24.70 [3] (0:12.03)	0:12.67 [3] (0:12.67)	5.3L	0:36.30	+4
4	2 CRISTAL BREEZE Sean Cormack	3	66.8 1000m	0:11.10 1000m	1:12.47 [4] (0:13.62)	0:58.85 [5] (0:11.10)	0:47.75 [4] (0:11.30)	0:36.45 [4] (0:11.64)	0:24.81 [4] (0:12.06)	0:12.75 [4] (0:12.75)	7.1L	0:36.45	+9
5	6 DARING BELLE Rikki Jamieson	6	66.3 1000m	0:11.03 1000m	1:13.15 [5] (0:13.91)	0:59.24 [6] (0:11.03)	0:48.21 [6] (0:11.39)	0:36.82 [6] (0:11.76)	0:25.06 [6] (0:12.30)	0:12.76 [6] (0:12.76)	10.9L	0:36.82	+0
6	1 THAT'S JUSTIFIED Yvette Lewis	2	66.0 1000m	0:11.25 1000m	1:13.17 [6] (0:13.67)	0:59.50 [4] (0:11.25)	0:48.25 [5] (0:11.32)	0:36.93 [5] (0:11.70)	0:25.23 [5] (0:12.39)	0:12.84 [5] (0:12.84)	11L	0:36.93	-2



Horse/Jockey Name	Moscini
Final Rank	1
Fastest Section Time (Section)	0:10.91 (1000m)
Top Speed [km/h] (Section)	68.6 (1000m)
Race State	Finished



Aquis Park Gold Coast Poly QLD Professional

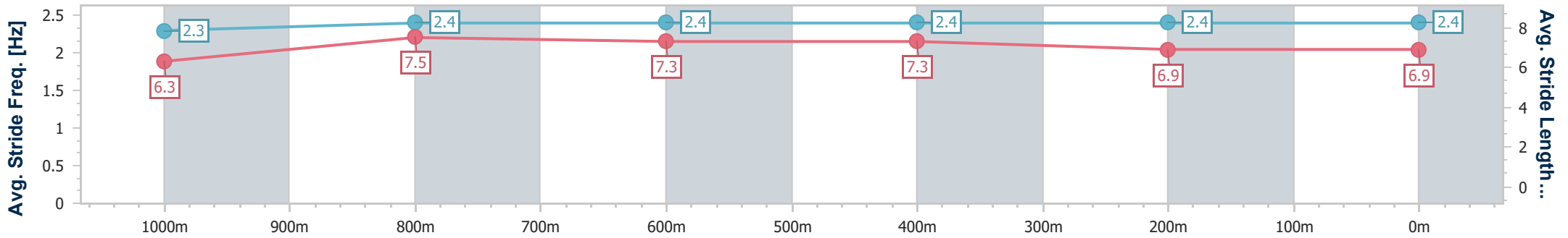
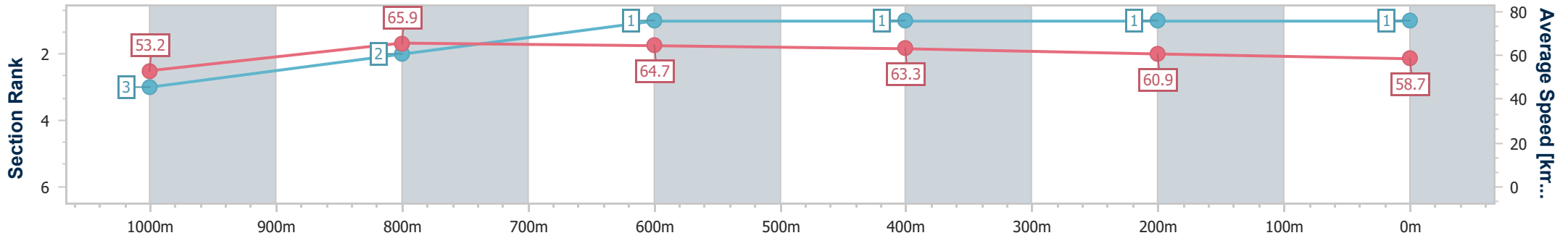
Race 2: SALTY BARNACLES OPEN Handicap - 1200m



28 January 2023 - 13:30

Track Rating: Synthetic, Weather: Fine, Rail Position: True Entire

Section	Overall	1000m	800m	600m	400m	200m
Section Times	1:11.23 [1] (0:13.53)	0:57.70 [3] (0:10.91)	0:46.79 [2] (0:11.21)	0:35.58 [1] (0:11.45)	0:24.13 [1] (0:11.81)	0:12.32 [1] (0:12.32)
Average Speed [km/h]	53.2	65.9	64.7	63.3	60.9	58.7
Top Speed [km/h]	65.6	68.6	66.4	65.5	62.7	61.1
Avg. Dist. to Rail [m]	1.0	0.3	1.4	1.5	0.9	3.0
Avg. Stride Freq. [Hz]	2.3	2.4	2.4	2.4	2.4	2.4
Avg. Stride Length [m]	6.3	7.5	7.3	7.3	6.9	6.9



- [] Ranking at each section and finish
- .-.- No data available at this section
- NA No data available



Horse/Jockey Name	Pivotal Motion
Final Rank	2
Fastest Section Time (Section)	0:10.88 (1000m)
Top Speed [km/h] (Section)	67.5 (1000m)
Race State	Finished



Aquis Park Gold Coast Poly QLD Professional

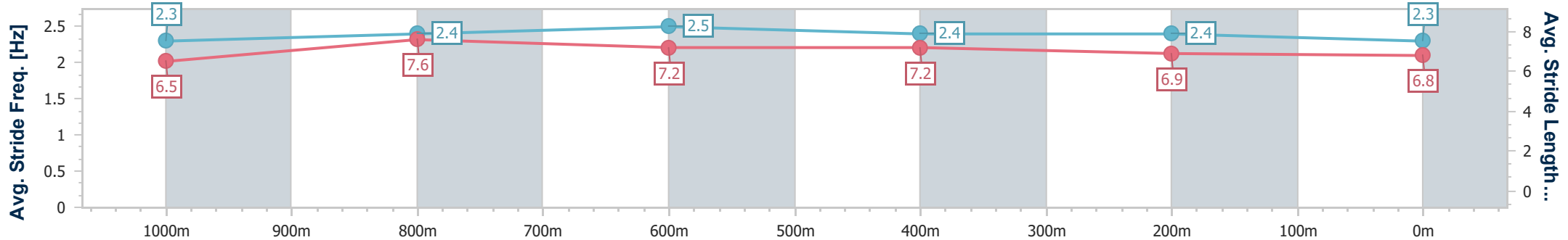
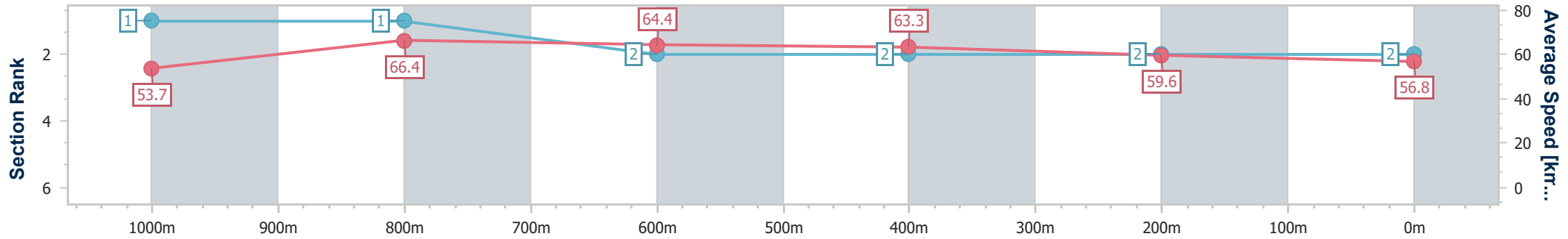
Race 2: SALTY BARNACLES OPEN Handicap - 1200m



28 January 2023 - 13:30

Track Rating: Synthetic, Weather: Fine, Rail Position: True Entire

Section	Overall	1000m	800m	600m	400m	200m
Section Times	1:11.97 [2] (0:13.41)	0:58.56 [1] (0:10.88)	0:47.68 [1] (0:11.33)	0:36.35 [2] (0:11.50)	0:24.85 [2] (0:12.12)	0:12.73 [2] (0:12.73)
Average Speed [km/h]	53.7	66.4	64.4	63.3	59.6	56.8
Top Speed [km/h]	65.4	67.5	65.8	65.3	61.5	60.2
Avg. Dist. to Rail [m]	3.8	1.2	2.6	2.5	2.7	4.6
Avg. Stride Freq. [Hz]	2.3	2.4	2.5	2.4	2.4	2.3
Avg. Stride Length [m]	6.5	7.6	7.2	7.2	6.9	6.8



- [] Ranking at each section and finish
- .-.- No data available at this section
- NA No data available



Horse/Jockey Name	Bold Warrior
Final Rank	3
Fastest Section Time (Section)	0:10.98 (1000m)
Top Speed [km/h] (Section)	66.6 (1000m)
Race State	Finished



Aquis Park Gold Coast Poly QLD Professional

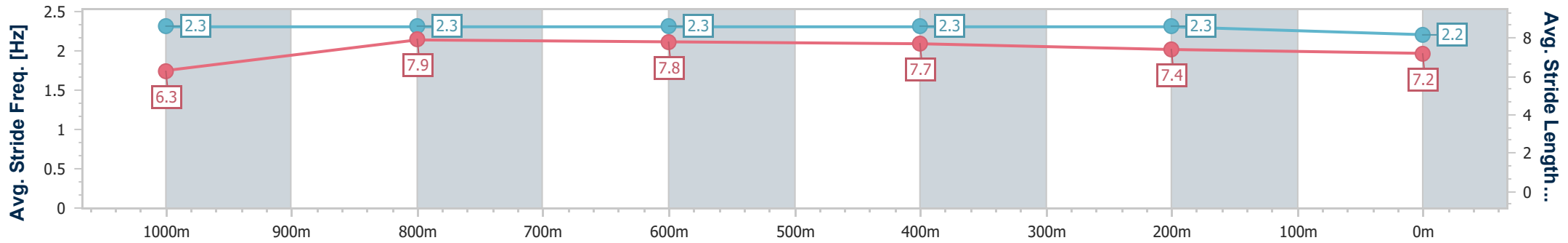
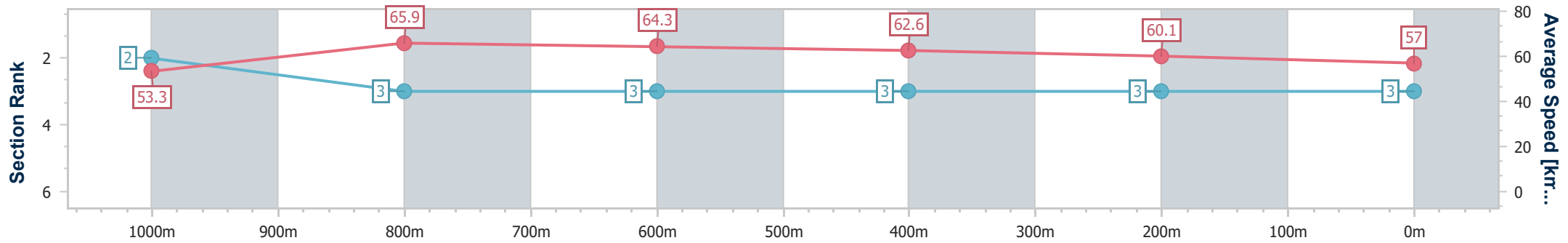
Race 2: SALTY BARNACLES OPEN Handicap - 1200m

28 January 2023 - 13:30

Track Rating: Synthetic, Weather: Fine, Rail Position: True Entire



Section	Overall	1000m	800m	600m	400m	200m
Section Times	1:12.16 [3] (0:13.51)	0:58.65 [2] (0:10.98)	0:47.67 [3] (0:11.37)	0:36.30 [3] (0:11.60)	0:24.70 [3] (0:12.03)	0:12.67 [3] (0:12.67)
Average Speed [km/h]	53.3	65.9	64.3	62.6	60.1	57.0
Top Speed [km/h]	66.1	66.6	66.4	64.9	61.0	59.0
Avg. Dist. to Rail [m]	4.5	2.3	2.7	2.5	2.7	5.1
Avg. Stride Freq. [Hz]	2.3	2.3	2.3	2.3	2.3	2.2
Avg. Stride Length [m]	6.3	7.9	7.8	7.7	7.4	7.2



- [] Ranking at each section and finish
- .-.- No data available at this section
- NA No data available



Horse/Jockey Name	Cristal Breeze
Final Rank	4
Fastest Section Time (Section)	0:11.10 (1000m)
Top Speed [km/h] (Section)	66.8 (1000m)
Race State	Finished



Aquis Park Gold Coast Poly QLD Professional

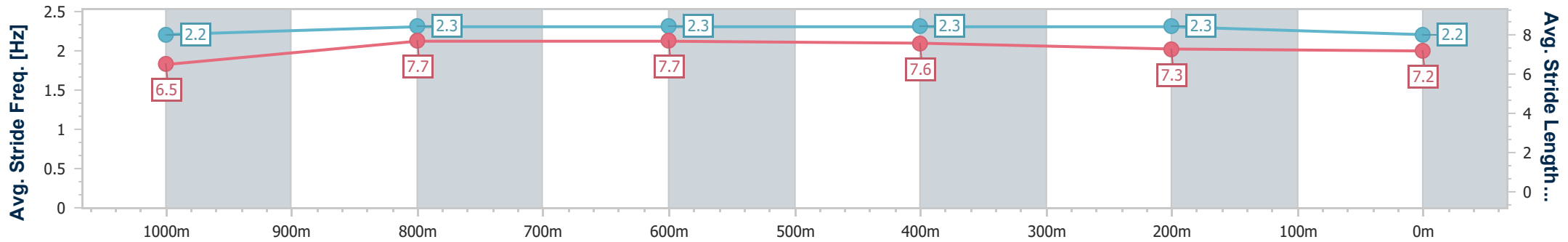
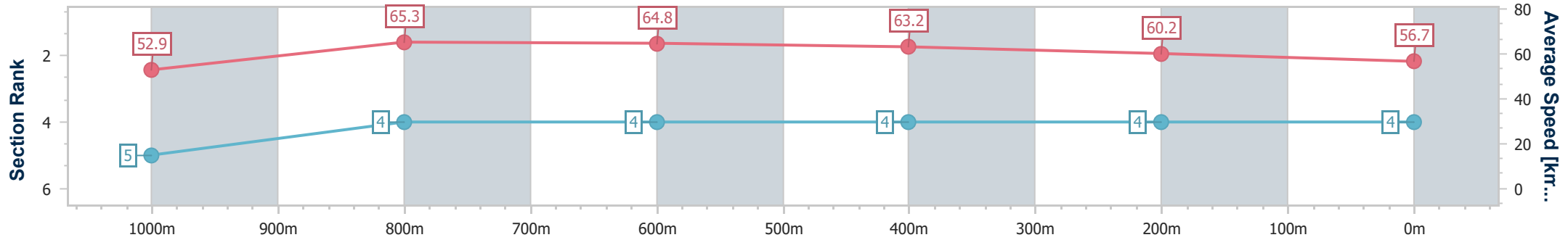
Race 2: SALTY BARNACLES OPEN Handicap - 1200m

28 January 2023 - 13:30

Track Rating: Synthetic, Weather: Fine, Rail Position: True Entire



Section	Overall	1000m	800m	600m	400m	200m
Section Times	1:12.47 [4] (0:13.62)	0:58.85 [5] (0:11.10)	0:47.75 [4] (0:11.30)	0:36.45 [4] (0:11.64)	0:24.81 [4] (0:12.06)	0:12.75 [4] (0:12.75)
Average Speed [km/h]	52.9	65.3	64.8	63.2	60.2	56.7
Top Speed [km/h]	64.6	66.8	66.3	64.6	61.6	59.0
Avg. Dist. to Rail [m]	3.1	1.9	3.4	3.9	5.6	6.6
Avg. Stride Freq. [Hz]	2.2	2.3	2.3	2.3	2.3	2.2
Avg. Stride Length [m]	6.5	7.7	7.7	7.6	7.3	7.2



- [] Ranking at each section and finish
- .-.- No data available at this section
- NA No data available



Horse/Jockey Name	Daring Belle
Final Rank	5
Fastest Section Time (Section)	0:11.03 (1000m)
Top Speed [km/h] (Section)	66.3 (1000m)
Race State	Finished



Aquis Park Gold Coast Poly QLD Professional

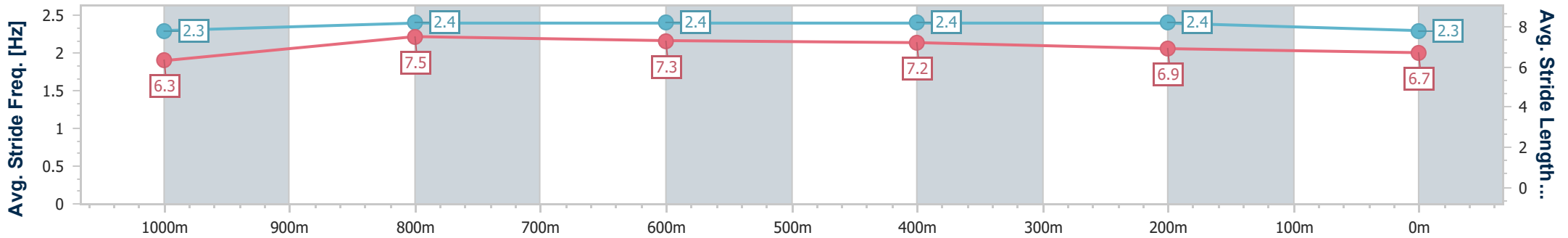
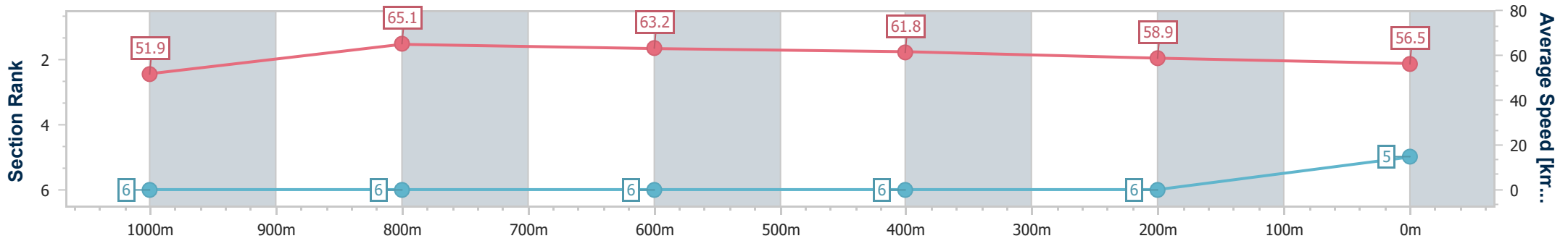
Race 2: SALTY BARNACLES OPEN Handicap - 1200m

28 January 2023 - 13:30

Track Rating: Synthetic, Weather: Fine, Rail Position: True Entire



Section	Overall	1000m	800m	600m	400m	200m
Section Times	1:13.15 [5] (0:13.91)	0:59.24 [6] (0:11.03)	0:48.21 [6] (0:11.39)	0:36.82 [6] (0:11.76)	0:25.06 [6] (0:12.30)	0:12.76 [6] (0:12.76)
Average Speed [km/h]	51.9	65.1	63.2	61.8	58.9	56.5
Top Speed [km/h]	65.1	66.3	64.1	64.5	59.8	58.8
Avg. Dist. to Rail [m]	5.0	0.6	0.8	1.6	3.4	5.1
Avg. Stride Freq. [Hz]	2.3	2.4	2.4	2.4	2.4	2.3
Avg. Stride Length [m]	6.3	7.5	7.3	7.2	6.9	6.7



- [] Ranking at each section and finish
- .-.- No data available at this section
- NA No data available



Horse/Jockey Name	That's Justified
Final Rank	6
Fastest Section Time (Section)	0:11.25 (1000m)
Top Speed [km/h] (Section)	66.0 (1000m)
Race State	Finished



Aquis Park Gold Coast Poly QLD Professional

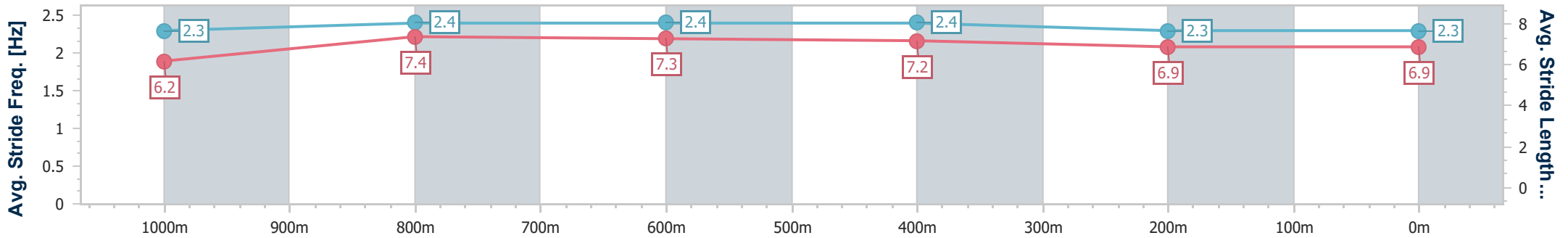
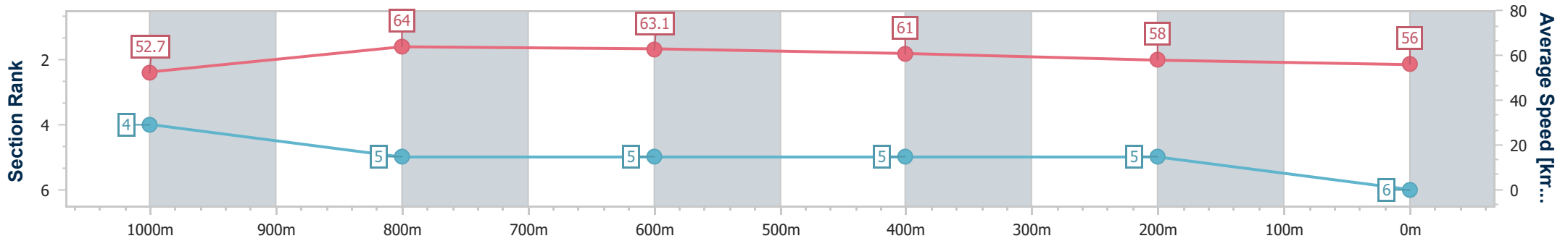
Race 2: SALTY BARNACLES OPEN Handicap - 1200m

28 January 2023 - 13:30

Track Rating: Synthetic, Weather: Fine, Rail Position: True Entire



Section	Overall	1000m	800m	600m	400m	200m								
Section Times	1:13.17 [6] (0:13.67)	0:59.50 [4] (0:11.25)	0:48.25 [5] (0:11.32)	0:36.93 [5] (0:11.70)	0:25.23 [5] (0:12.39)	0:12.84 [5] (0:12.84)								
Average Speed [km/h]	52.7	64.0	63.1	61.0	58.0	56.0								
Top Speed [km/h]	64.5	66.0	65.8	63.5	59.2	57.5								
Avg. Dist. to Rail [m]	1.4	0.2	1.3	1.3	1.3	4.1								
Avg. Stride Freq. [Hz]	2.3	2.4	2.4	2.4	2.3	2.3								
Avg. Stride Length [m]	6.2	7.4	7.3	7.2	6.9	6.9								



- [] Ranking at each section and finish
- .-.- No data available at this section
- NA No data available