



Doomben QLD Professional

Race 7: XXXX DRY BENCHMARK 70 Handicap - 1200m

25 January 2023 - 16:08



BRISBANE
RACING CLUB

Track Rating: Good 4, Weather: Fine, Rail Position: +8.5m Entire Course

Section		Field Times										Last 600m	
		Overall	1000m	800m	600m	400m	200m						
		1:09.79 (0:13.60)	0:56.19 (0:11.13)	0:45.06 (0:11.37)	0:33.69 (0:11.36)	0:22.33 (0:10.87)	0:11.46 (0:11.46)						1:09.79
Rank	TAB Horse/Jockey	Barrier	Top Speed [km/h]	Fastest Section						Margin	Margin	Distance Travelled [m]	
1	7 MY SNOW QUEEN Ryan Maloney	6	68.5 400m	0:10.87 400m	1:09.79 [1] (0:13.60)	0:56.19 [1] (0:11.13)	0:45.06 [1] (0:11.37)	0:33.69 [1] (0:11.36)	0:22.33 [1] (0:10.87)	0:11.46 [1] (0:11.46)	1:09.79	0:33.69	
2	8 MAGNITUDO Michael Murphy	8	Data was not able to be tracked for this horse		----	----	----	----	----	----	0.25L	----	----
3	2 BEAU IDEAL Georgina Cartwright	5	67.4 400m	0:10.83 400m	1:10.26 [3] (0:14.33)	0:55.93 [5] (0:11.20)	0:44.73 [6] (0:11.06)	0:33.67 [5] (0:11.24)	0:22.43 [5] (0:10.83)	0:11.60 [3] (0:11.60)	2.77L	0:33.67	+0
4	11 DIVINE COURAGE Andrew Mallyon	4	Data was not able to be tracked for this horse		----	----	----	----	----	----	3.25L	----	----
5	4 CLYDE Marnu Potgieter	1	67.1 1000m	0:10.93 400m	1:10.35 [5] (0:13.92)	0:56.43 [2] (0:11.13)	0:45.30 [3] (0:11.31)	0:33.99 [3] (0:11.36)	0:22.63 [2] (0:10.93)	0:11.70 [2] (0:11.70)	3.32L	0:33.99	-4
6	3 ORLEANS ROCK Yvette Lewis	2	67.3 400m	0:11.02 400m	1:10.44 [6] (0:14.36)	0:56.08 [6] (0:11.15)	0:44.93 [5] (0:11.25)	0:33.68 [6] (0:11.30)	0:22.38 [6] (0:11.02)	0:11.36 [6] (0:11.36)	3.8L	0:33.68	-1
7	5 HE KNOWS Chris Meehan	3	67.6 400m	0:11.04 400m	1:10.49 [7] (0:14.21)	0:56.28 [4] (0:11.15)	0:45.13 [4] (0:11.16)	0:33.97 [4] (0:11.31)	0:22.66 [4] (0:11.04)	0:11.62 [4] (0:11.62)	4.1L	0:33.97	-2
8	6 EXPECTANT Jaden Lloyd	7	Data was not able to be tracked for this horse		----	----	----	----	----	----	5.09L	----	----
9	1 VAINLY Angela Jones	11	67.9 400m	0:11.07 1000m	1:10.76 [9] (0:13.92)	0:56.84 [3] (0:11.07)	0:45.77 [2] (0:11.27)	0:34.50 [2] (0:11.46)	0:23.04 [3] (0:11.12)	0:11.92 [5] (0:11.92)	5.67L	0:34.50	+4

Scratched: Lucifer's Reward (#9), Vetta Velocita (#10)



Horse/Jockey Name	My Snow Queen
Final Rank	1
Fastest Section Time (Section)	0:10.87 (400m)
Top Speed [km/h] (Section)	68.5 (400m)
Race State	Finished



Doomben QLD Professional

Race 7: XXXX DRY BENCHMARK 70 Handicap - 1200m

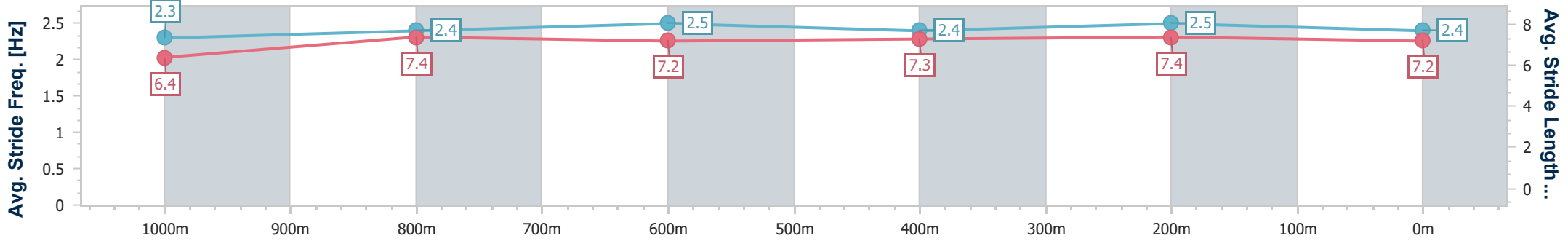
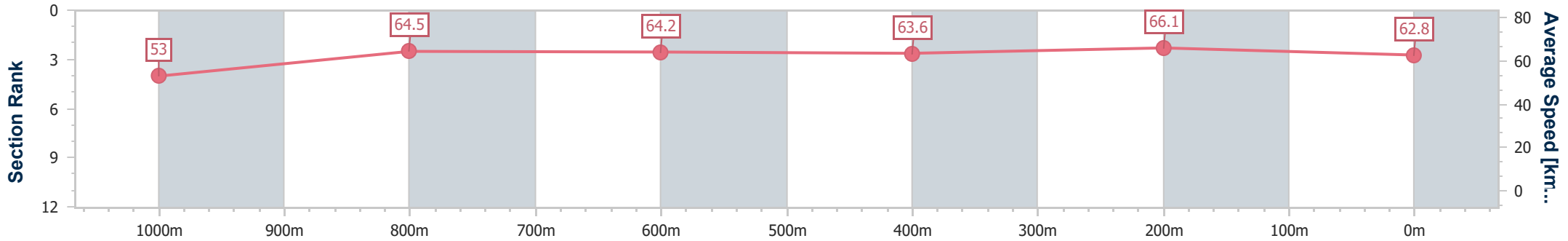
25 January 2023 - 16:08

Track Rating: Good 4, Weather: Fine, Rail Position: +8.5m Entire Course



BRISBANE RACING CLUB

Section	Overall	1000m	800m	600m	400m	200m
Section Times	1:09.79 [1] (0:13.60)	0:56.19 [1] (0:11.13)	0:45.06 [1] (0:11.37)	0:33.69 [1] (0:11.36)	0:22.33 [1] (0:10.87)	0:11.46 [1] (0:11.46)
Average Speed [km/h]	53.0	64.5	64.2	63.6	66.1	62.8
Top Speed [km/h]	65.3	65.6	66.1	66.2	68.5	65.2
Avg. Dist. to Rail [m]	3.1	1.3	2.7	1.0	1.9	3.6
Avg. Stride Freq. [Hz]	2.3	2.4	2.5	2.4	2.5	2.4
Avg. Stride Length [m]	6.4	7.4	7.2	7.3	7.4	7.2



- [] Ranking at each section and finish
- .-.- No data available at this section
- NA No data available



Horse/Jockey Name	Beau Ideal
Final Rank	3
Fastest Section Time (Section)	0:10.83 (400m)
Top Speed [km/h] (Section)	67.4 (400m)
Race State	Finished



Doomben QLD Professional

Race 7: XXXX DRY BENCHMARK 70 Handicap - 1200m

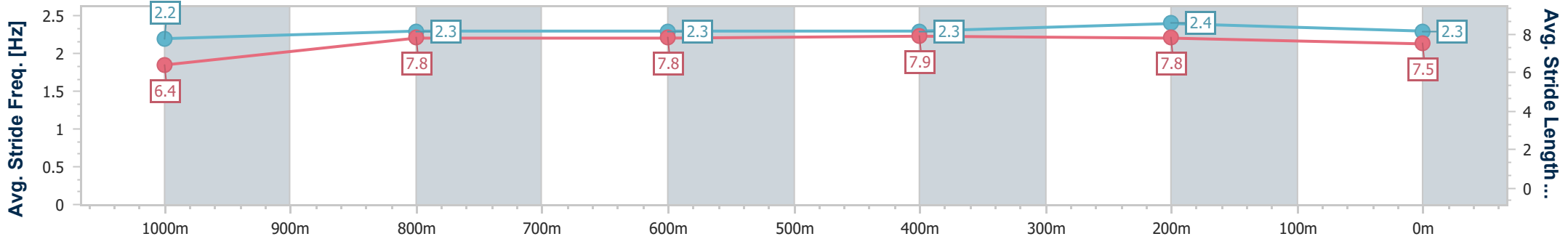
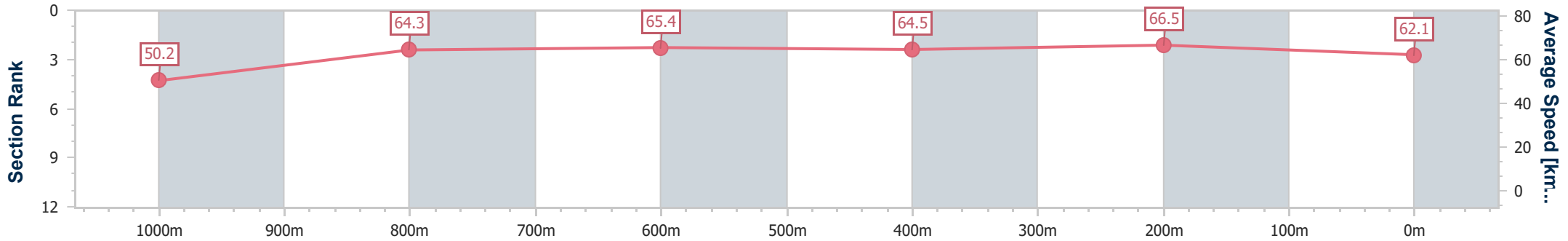
25 January 2023 - 16:08

Track Rating: Good 4, Weather: Fine, Rail Position: +8.5m Entire Course



BRISBANE RACING CLUB

Section	Overall	1000m	800m	600m	400m	200m
Section Times	1:10.26 [3] (0:14.33)	0:55.93 [5] (0:11.20)	0:44.73 [6] (0:11.06)	0:33.67 [5] (0:11.24)	0:22.43 [5] (0:10.83)	0:11.60 [3] (0:11.60)
Average Speed [km/h]	50.2	64.3	65.4	64.5	66.5	62.1
Top Speed [km/h]	63.7	65.3	66.3	66.0	67.4	65.7
Avg. Dist. to Rail [m]	1.8	0.3	1.3	1.2	0.8	0.9
Avg. Stride Freq. [Hz]	2.2	2.3	2.3	2.3	2.4	2.3
Avg. Stride Length [m]	6.4	7.8	7.8	7.9	7.8	7.5



- [] Ranking at each section and finish
- .-.- No data available at this section
- NA No data available



Horse/Jockey Name	Clyde
Final Rank	5
Fastest Section Time (Section)	0:10.93 (400m)
Top Speed [km/h] (Section)	67.1 (1000m)
Race State	Finished



Doomben QLD Professional

Race 7: XXXX DRY BENCHMARK 70 Handicap - 1200m

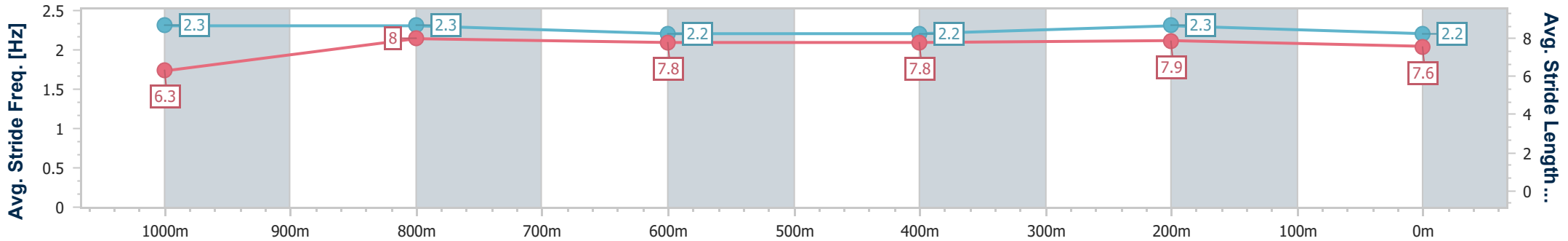
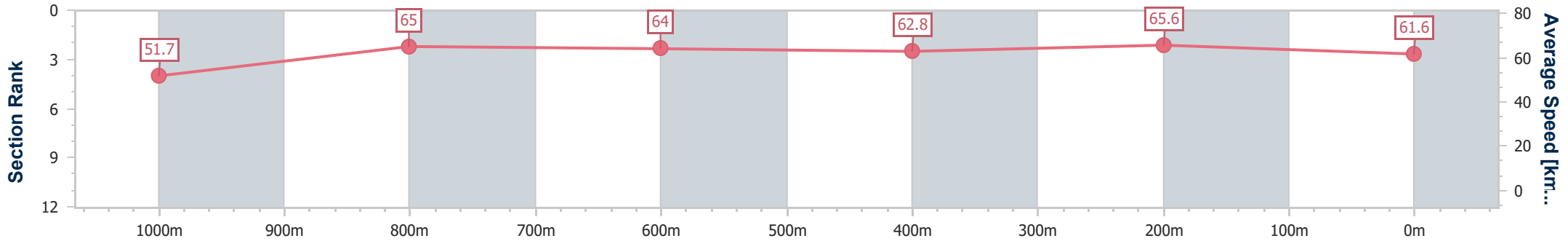
25 January 2023 - 16:08

Track Rating: Good 4, Weather: Fine, Rail Position: +8.5m Entire Course



BRISBANE RACING CLUB

Section	Overall	1000m	800m	600m	400m	200m
Section Times	1:10.35 [5] (0:13.92)	0:56.43 [2] (0:11.13)	0:45.30 [3] (0:11.31)	0:33.99 [3] (0:11.36)	0:22.63 [2] (0:10.93)	0:11.70 [2] (0:11.70)
Average Speed [km/h]	51.7	65.0	64.0	62.8	65.6	61.6
Top Speed [km/h]	64.2	67.1	65.2	65.2	66.8	63.7
Avg. Dist. to Rail [m]	1.0	0.8	1.1	1.6	1.7	5.4
Avg. Stride Freq. [Hz]	2.3	2.3	2.2	2.2	2.3	2.2
Avg. Stride Length [m]	6.3	8.0	7.8	7.8	7.9	7.6



- [] Ranking at each section and finish
- .-.-.- No data available at this section
- NA No data available



Horse/Jockey Name	Orleans Rock
Final Rank	6
Fastest Section Time (Section)	0:11.02 (400m)
Top Speed [km/h] (Section)	67.3 (400m)
Race State	Finished



Doomben QLD Professional

Race 7: XXXX DRY BENCHMARK 70 Handicap - 1200m

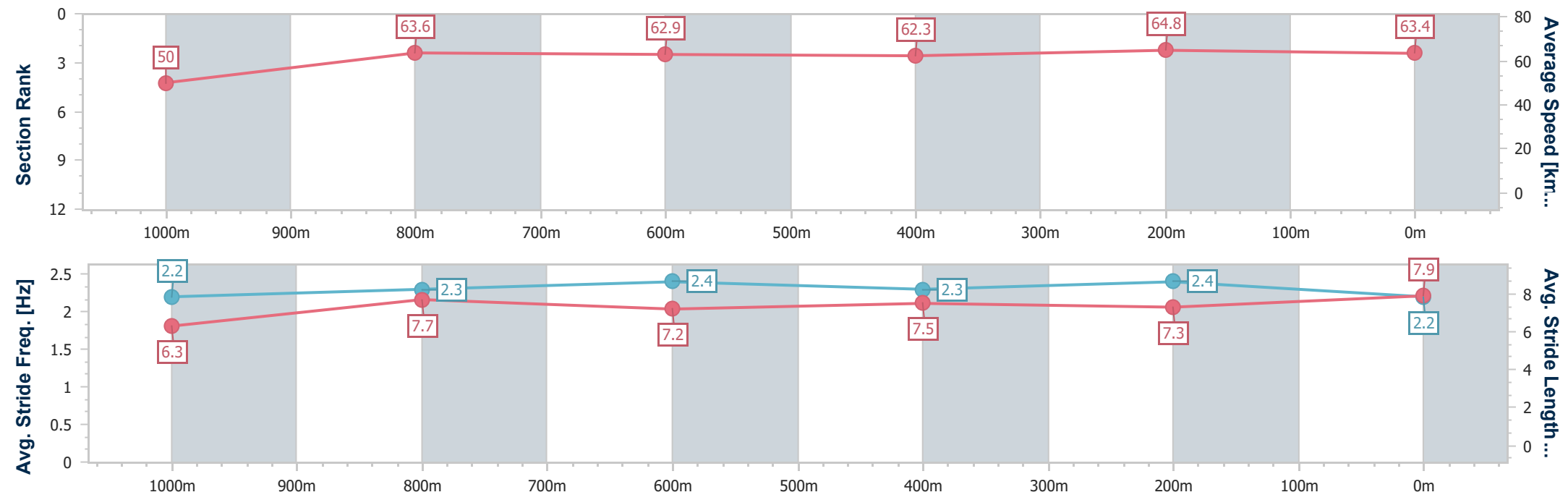
25 January 2023 - 16:08

Track Rating: Good 4, Weather: Fine, Rail Position: +8.5m Entire Course



BRISBANE RACING CLUB

Section	Overall	1000m	800m	600m	400m	200m
Section Times	1:10.44 [6] (0:14.36)	0:56.08 [6] (0:11.15)	0:44.93 [5] (0:11.25)	0:33.68 [6] (0:11.30)	0:22.38 [6] (0:11.02)	0:11.36 [6] (0:11.36)
Average Speed [km/h]	50.0	63.6	62.9	62.3	64.8	63.4
Top Speed [km/h]	63.5	65.8	65.3	65.1	67.3	66.0
Avg. Dist. to Rail [m]	3.0	4.8	3.5	4.1	2.3	2.7
Avg. Stride Freq. [Hz]	2.2	2.3	2.4	2.3	2.4	2.2
Avg. Stride Length [m]	6.3	7.7	7.2	7.5	7.3	7.9



- [] Ranking at each section and finish
- .-.- No data available at this section
- NA No data available



Horse/Jockey Name	He Knows
Final Rank	7
Fastest Section Time (Section)	0:11.04 (400m)
Top Speed [km/h] (Section)	67.6 (400m)
Race State	Finished



Doomben QLD Professional

Race 7: XXXX DRY BENCHMARK 70 Handicap - 1200m

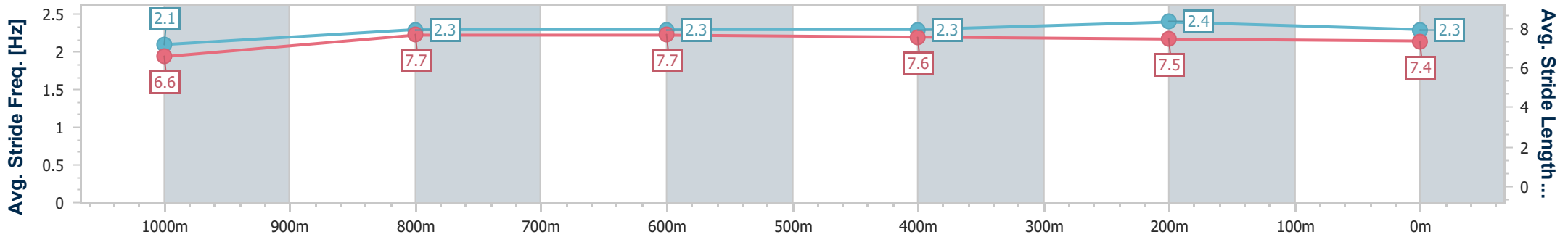
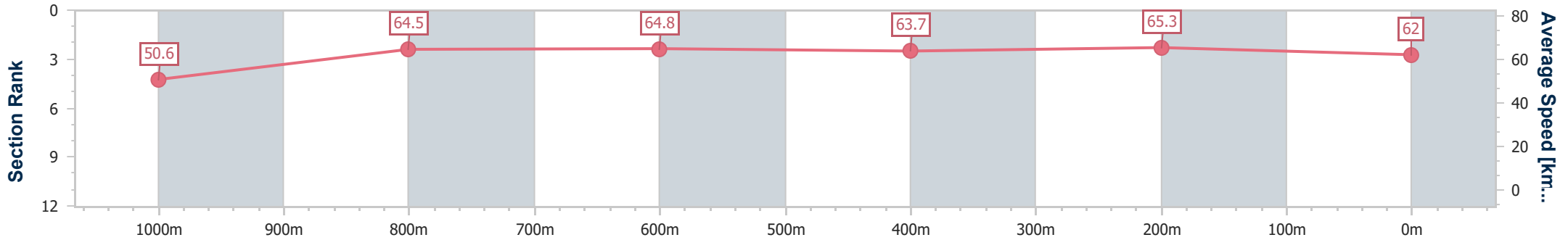
25 January 2023 - 16:08

Track Rating: Good 4, Weather: Fine, Rail Position: +8.5m Entire Course



BRISBANE RACING CLUB

Section	Overall	1000m	800m	600m	400m	200m
Section Times	1:10.49 [7] (0:14.21)	0:56.28 [4] (0:11.15)	0:45.13 [4] (0:11.16)	0:33.97 [4] (0:11.31)	0:22.66 [4] (0:11.04)	0:11.62 [4] (0:11.62)
Average Speed [km/h]	50.6	64.5	64.8	63.7	65.3	62.0
Top Speed [km/h]	63.5	66.7	66.3	65.7	67.6	64.7
Avg. Dist. to Rail [m]	0.7	0.3	0.7	0.3	1.1	2.3
Avg. Stride Freq. [Hz]	2.1	2.3	2.3	2.3	2.4	2.3
Avg. Stride Length [m]	6.6	7.7	7.7	7.6	7.5	7.4



- [] Ranking at each section and finish
- .-.- No data available at this section
- NA No data available



Horse/Jockey Name	Vainly
Final Rank	9
Fastest Section Time (Section)	0:11.07 (1000m)
Top Speed [km/h] (Section)	67.9 (400m)
Race State	Finished



Doomben QLD Professional

Race 7: XXXX DRY BENCHMARK 70 Handicap - 1200m

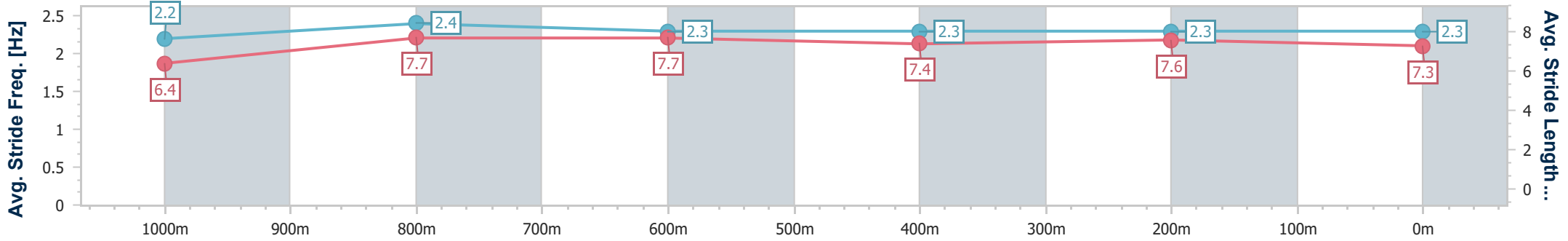
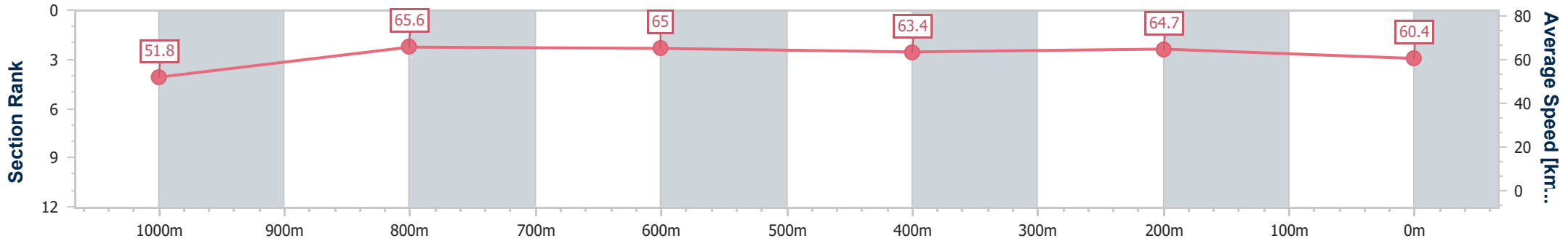
25 January 2023 - 16:08

Track Rating: Good 4, Weather: Fine, Rail Position: +8.5m Entire Course



BRISBANE RACING CLUB

Section	Overall	1000m	800m	600m	400m	200m
Section Times	1:10.76 [9] (0:13.92)	0:56.84 [3] (0:11.07)	0:45.77 [2] (0:11.27)	0:34.50 [2] (0:11.46)	0:23.04 [3] (0:11.12)	0:11.92 [5] (0:11.92)
Average Speed [km/h]	51.8	65.6	65.0	63.4	64.7	60.4
Top Speed [km/h]	66.3	67.2	66.1	65.5	67.9	63.2
Avg. Dist. to Rail [m]	6.8	2.4	3.4	1.4	2.9	7.1
Avg. Stride Freq. [Hz]	2.2	2.4	2.3	2.3	2.3	2.3
Avg. Stride Length [m]	6.4	7.7	7.7	7.4	7.6	7.3



- [] Ranking at each section and finish
- .-.- No data available at this section
- NA No data available



Horse/Jockey Name	Expectant
Final Rank	8
Fastest Section Time (Section)	-:--:--
Top Speed [km/h] (Section)	--.-
Race State	DidNotTrack



Doomben QLD Professional

Race 7: XXXX DRY BENCHMARK 70 Handicap - 1200m

25 January 2023 - 16:08

Track Rating: Good 4, Weather: Fine, Rail Position: +8.5m Entire Course



BRISBANE RACING CLUB

Section	Overall	1000m	800m	600m	400m	200m								
Section Times	-:--:--	-:--:--	-:--:--	-:--:--	-:--:--	-:--:--								
Average Speed [km/h]	--.-	--.-	--.-	--.-	--.-	--.-								
Top Speed [km/h]	--.-	--.-	--.-	--.-	--.-	--.-								
Avg. Dist. to Rail [m]	--	--	--	--	--	--								
Avg. Stride Freq. [Hz]	--.-	--.-	--.-	--.-	--.-	--.-								
Avg. Stride Length [m]	--.-	--.-	--.-	--.-	--.-	--.-								

- [] Ranking at each section and finish
- :--:-- No data available at this section
- NA No data available



Horse/Jockey Name	Magnitudo
Final Rank	2
Fastest Section Time (Section)	-:--:--
Top Speed [km/h] (Section)	--.-
Race State	DidNotTrack



Doomben QLD Professional

Race 7: XXXX DRY BENCHMARK 70 Handicap - 1200m

25 January 2023 - 16:08

Track Rating: Good 4, Weather: Fine, Rail Position: +8.5m Entire Course



BRISBANE RACING CLUB

Section	Overall	1000m	800m	600m	400m	200m								
Section Times	-:--:--	-:--:--	-:--:--	-:--:--	-:--:--	-:--:--								
Average Speed [km/h]	--.-	--.-	--.-	--.-	--.-	--.-								
Top Speed [km/h]	--.-	--.-	--.-	--.-	--.-	--.-								
Avg. Dist. to Rail [m]	--	--	--	--	--	--								
Avg. Stride Freq. [Hz]	--.-	--.-	--.-	--.-	--.-	--.-								
Avg. Stride Length [m]	--.-	--.-	--.-	--.-	--.-	--.-								

- [] Ranking at each section and finish
- :--:-- No data available at this section
- NA No data available



Horse/Jockey Name	Divine Courage
Final Rank	4
Fastest Section Time (Section)	-:--:--
Top Speed [km/h] (Section)	--.-
Race State	DidNotTrack



Doomben QLD Professional

Race 7: XXXX DRY BENCHMARK 70 Handicap - 1200m

25 January 2023 - 16:08

Track Rating: Good 4, Weather: Fine, Rail Position: +8.5m Entire Course



BRISBANE RACING CLUB

Section	Overall	1000m	800m	600m	400m	200m								
Section Times	-:--:--	-:--:--	-:--:--	-:--:--	-:--:--	-:--:--								
Average Speed [km/h]	--.-	--.-	--.-	--.-	--.-	--.-								
Top Speed [km/h]	--.-	--.-	--.-	--.-	--.-	--.-								
Avg. Dist. to Rail [m]	--	--	--	--	--	--								
Avg. Stride Freq. [Hz]	--.-	--.-	--.-	--.-	--.-	--.-								
Avg. Stride Length [m]	--.-	--.-	--.-	--.-	--.-	--.-								

- [] Ranking at each section and finish
- :--:-- No data available at this section
- NA No data available