



Doomben QLD Professional

Race 6: LADBROKES MATES MODE BENCHMARK 68 Handicap - 1650m

25 January 2023 - 15:38



BRISBANE
RACING CLUB

Track Rating: Soft 6, Weather: Fine, Rail Position: +8.5 metres Entire Course.

Section		Field Times												
Overall	1400m	1200m	1000m	800m	600m	400m	Last 600m							
1:38.78 (0:17.21)	1:21.57 (0:11.64)	1:09.93 (0:11.64)	0:58.29 (0:11.93)	0:46.36 (0:11.88)	0:34.48 (0:11.46)	0:23.02 (0:11.21)	0:34.48							
Rank	TAB	Horse/Jockey	Barrier	Top Speed [km/h]	Fastest Section								Distance Travelled [m]	
1	3	TIDAL CREEK Angela Jones	10	65.3 400m	0:11.20 400m	1:38.78 [1] (0:17.21)	1:21.57 [1] (0:11.64)	1:09.93 [1] (0:11.64)	0:58.29 [1] (0:11.93)	0:46.36 [1] (0:11.88)	0:34.48 [1] (0:11.47)	0:23.01 [2] (0:11.20)	0:34.48	
2	5	BULLOO Justin Huxtable	11	64.8 400m	0:11.33 400m	1:39.23 [2] (0:17.39)	1:21.84 [4] (0:11.53)	1:10.31 [2] (0:11.71)	0:58.60 [2] (0:11.95)	0:46.65 [2] (0:11.84)	0:34.81 [2] (0:11.34)	0:23.47 [1] (0:11.33)	0:34.81	+2
3	7	SIR WILLIAM BRUCE James Orman	2	65.7 400m	0:11.22 400m	1:39.37 [3] (0:17.56)	1:21.81 [6] (0:11.80)	1:10.01 [6] (0:11.68)	0:58.33 [5] (0:11.99)	0:46.34 [5] (0:11.76)	0:34.58 [5] (0:11.46)	0:23.12 [5] (0:11.22)	0:34.58	-4
4	6	HE IS Tegan Harrison	1	65.2 400m	0:11.39 400m	1:39.49 [4] (0:17.32)	1:22.17 [3] (0:11.79)	1:10.38 [3] (0:11.64)	0:58.74 [3] (0:11.95)	0:46.79 [3] (0:11.85)	0:34.94 [4] (0:11.55)	0:23.39 [4] (0:11.39)	0:34.94	+0
5	4	TWO SMOKIN BARRELS Ryan Wiggins	3	64.4 400m	0:11.42 400m	1:40.07 [5] (0:17.51)	1:22.56 [5] (0:11.82)	1:10.74 [5] (0:11.68)	0:59.06 [6] (0:12.04)	0:47.02 [6] (0:11.77)	0:35.25 [6] (0:11.52)	0:23.73 [6] (0:11.42)	0:35.25	+2
6	1	RHYME TIME Yvette Lewis	6	65.1 400m	0:11.45 400m	1:40.25 [6] (0:17.31)	1:22.94 [2] (0:11.88)	1:11.06 [4] (0:11.69)	0:59.37 [4] (0:11.94)	0:47.43 [4] (0:11.82)	0:35.61 [3] (0:11.49)	0:24.12 [3] (0:11.45)	0:35.61	+1
7	11	FIRSTLUV Samantha Collett	5	65.6 400m	0:11.24 400m	1:40.26 [7] (0:17.84)	1:22.42 [7] (0:11.93)	1:10.49 [8] (0:11.66)	0:58.83 [7] (0:11.90)	0:46.93 [7] (0:11.74)	0:35.19 [8] (0:11.54)	0:23.65 [7] (0:11.24)	0:35.19	+0
8	13	SEEFELD Kyle Wilson-Taylor	7	65.6 400m	0:11.31 400m	1:40.28 [8] (0:17.93)	1:22.35 [8] (0:11.83)	1:10.52 [7] (0:11.68)	0:58.84 [8] (0:11.93)	0:46.91 [8] (0:11.69)	0:35.22 [7] (0:11.61)	0:23.61 [8] (0:11.31)	0:35.22	+0
9	8	TOP BOY Paul Hammersley	9	63.8 400m	0:11.49 400m	1:40.98 [9] (0:18.02)	1:22.96 [9] (0:12.08)	1:10.88 [9] (0:11.69)	0:59.19 [9] (0:11.83)	0:47.36 [9] (0:11.59)	0:35.77 [9] (0:11.72)	0:24.05 [9] (0:11.49)	0:35.77	+1
10	10	THE LOVE ROCKET Corey Bayliss	8	63.6 1200m	0:11.57 400m	1:41.28 [10] (0:18.17)	1:23.11 [10] (0:12.10)	1:11.01 [10] (0:11.67)	0:59.34 [10] (0:11.90)	0:47.44 [10] (0:11.75)	0:35.69 [10] (0:11.68)	0:24.01 [10] (0:11.57)	0:35.69	+1

Scratched: Savvy Lad (#2), Danezel (#9), Giveitallali (#12)

[] Ranking at each section and finish
 -:-:- No data available at this section
 NA No data available

SCN Saddle cloth number
 DNF Did not finish
 DNT Did not track



Doomben QLD Professional

Race 6: LADBROKES MATES MODE BENCHMARK 68 Handicap - 1650m

25 January 2023 - 15:38



BRISBANE
RACING CLUB

Track Rating: Soft 6, Weather: Fine, Rail Position: +8.5 metres Entire Course.

Section				200m				Last 600m	
Field Times				0:11.81 (0:11.81)				0:34.48	
Rank	TAB	Horse/Jockey	Barrier	Top Speed [km/h]	Fastest Section	Margin			Distance Travelled [m]
1	3	TIDAL CREEK Angela Jones	10	65.3 400m	0:11.20 400m	0:11.81 [1] (0:11.81)	1:38.78		0:34.48
2	5	BULLOO Justin Huxtable	11	64.8 400m	0:11.33 400m	0:12.14 [2] (0:12.14)	2.71L		0:34.81 +2
3	7	SIR WILLIAM BRUCE James Orman	2	65.7 400m	0:11.22 400m	0:11.90 [3] (0:11.90)	3.48L		0:34.58 -4
4	6	HE IS Tegan Harrison	1	65.2 400m	0:11.39 400m	0:12.00 [5] (0:12.00)	4.14L		0:34.94 +0
5	4	TWO SMOKIN BARRELS Ryan Wiggins	3	64.4 400m	0:11.42 400m	0:12.31 [6] (0:12.31)	7.56L		0:35.25 +2
6	1	RHYME TIME Yvette Lewis	6	65.1 400m	0:11.45 400m	0:12.67 [4] (0:12.67)	8.71L		0:35.61 +1
7	11	FIRSTLUV Samantha Collett	5	65.6 400m	0:11.24 400m	0:12.41 [7] (0:12.41)	8.74L		0:35.19 +0
8	13	SEEFELD Kyle Wilson-Taylor	7	65.6 400m	0:11.31 400m	0:12.30 [8] (0:12.30)	8.87L		0:35.22 +0
9	8	TOP BOY Paul Hammersley	9	63.8 400m	0:11.49 400m	0:12.56 [9] (0:12.56)	12.9L		0:35.77 +1
10	10	THE LOVE ROCKET Corey Bayliss	8	63.6 1200m	0:11.57 400m	0:12.44 [10] (0:12.44)	14.68L		0:35.69 +1

Scratched: Savvy Lad (#2), Danezel (#9), Giveitallali (#12)

Report Created: Wed 25 January 2023 16:06 GMT+ (Note: Timing is based on position data)

Page 2/12

[] Ranking at each section and finish
 -:-:- No data available at this section
 NA No data available

SCN Saddle cloth number
 DNF Did not finish
 DNT Did not track

data processed by  **TRIPLES DATA**



Horse/Jockey Name	Tidal Creek
Final Rank	1
Fastest Section Time (Section)	0:11.20 (400m)
Top Speed [km/h] (Section)	65.3 (400m)
Race State	Finished



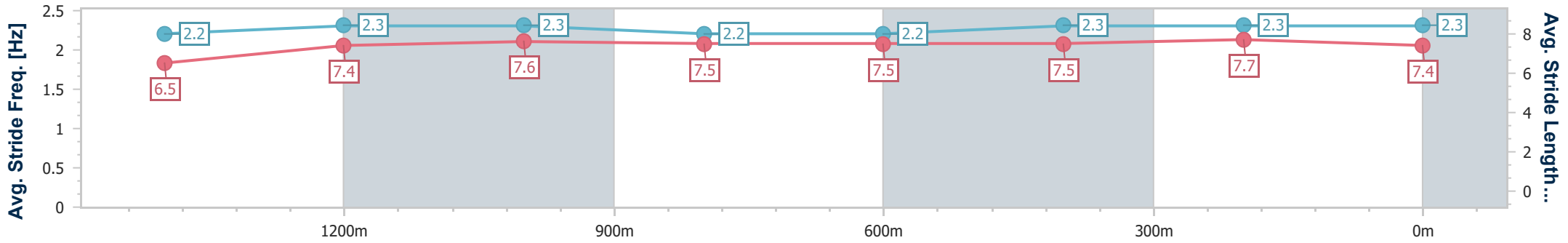
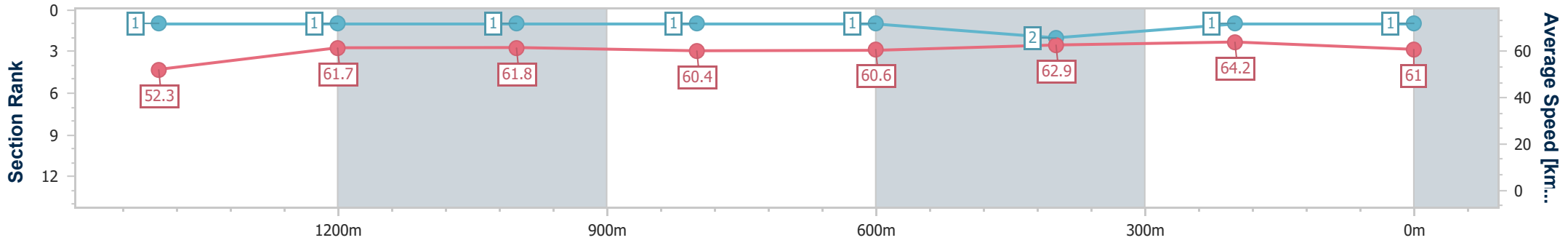
Doomben QLD Professional
Race 6: LADBROKES MATES MODE BENCHMARK 68
 Handicap - 1650m



BRISBANE
 RACING CLUB

25 January 2023 - 15:38
 Track Rating: Soft 6, Weather: Fine, Rail Position: +8.5 metres
 Entire Course.

Section	Overall	1400m	1200m	1000m	800m	600m	400m	200m						
Section Times	1:38.78 [1] (0:17.21)	1:21.57 [1] (0:11.64)	1:09.93 [1] (0:11.64)	0:58.29 [1] (0:11.93)	0:46.36 [1] (0:11.88)	0:34.48 [1] (0:11.47)	0:23.01 [2] (0:11.20)	0:11.81 [1] (0:11.81)						
Average Speed [km/h]	52.3	61.7	61.8	60.4	60.6	62.9	64.2	61.0						
Top Speed [km/h]	64.9	63.2	62.8	61.4	62.6	64.7	65.3	63.9						
Avg. Dist. to Rail [m]	2.2	0.5	0.1	0.2	0.2	0.6	0.4	1.6						
Avg. Stride Freq. [Hz]	2.2	2.3	2.3	2.2	2.2	2.3	2.3	2.3						
Avg. Stride Length [m]	6.5	7.4	7.6	7.5	7.5	7.5	7.7	7.4						



- [] Ranking at each section and finish
- .-.- No data available at this section
- NA No data available



Horse/Jockey Name	Bulloo
Final Rank	2
Fastest Section Time (Section)	0:11.33 (400m)
Top Speed [km/h] (Section)	64.8 (400m)
Race State	Finished



Doomben QLD Professional
Race 6: LADBROKES MATES MODE BENCHMARK 68
 Handicap - 1650m

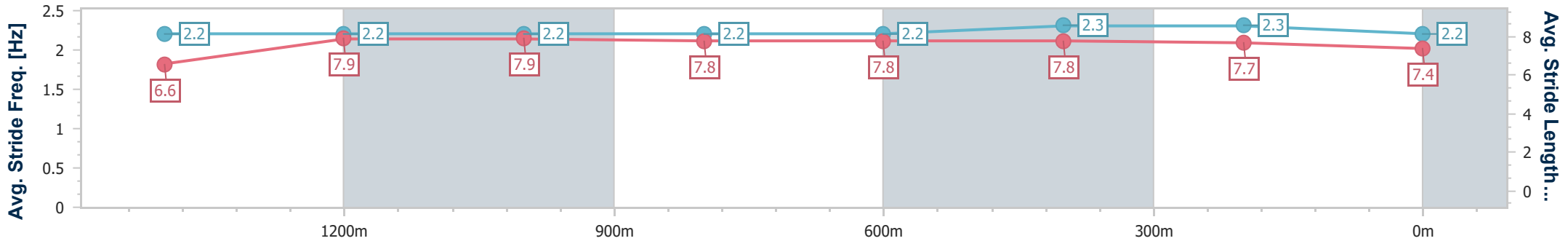
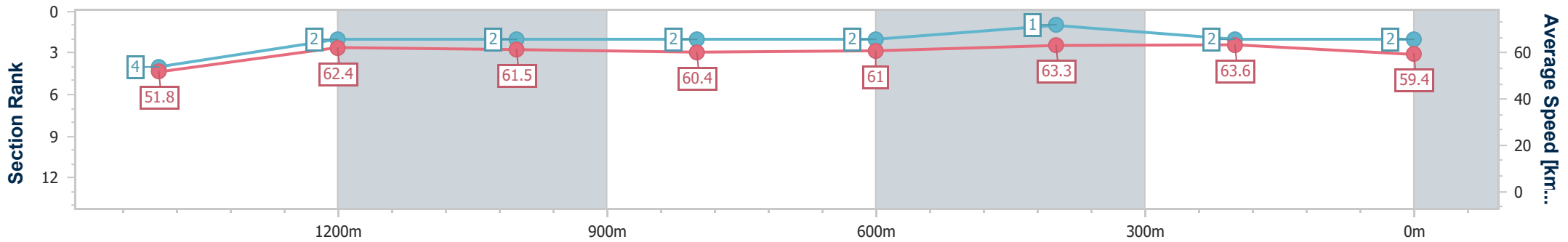
25 January 2023 - 15:38

Track Rating: Soft 6, Weather: Fine, Rail Position: +8.5 metres
 Entire Course.



BRISBANE
 RACING CLUB

Section	Overall	1400m	1200m	1000m	800m	600m	400m	200m						
Section Times	1:39.23 [2] (0:17.39)	1:21.84 [4] (0:11.53)	1:10.31 [2] (0:11.71)	0:58.60 [2] (0:11.95)	0:46.65 [2] (0:11.84)	0:34.81 [2] (0:11.34)	0:23.47 [1] (0:11.33)	0:12.14 [2] (0:12.14)						
Average Speed [km/h]	51.8	62.4	61.5	60.4	61.0	63.3	63.6	59.4						
Top Speed [km/h]	63.5	63.3	62.7	61.3	62.9	64.1	64.8	62.2						
Avg. Dist. to Rail [m]	3.3	0.4	0.4	1.1	0.6	0.2	1.2	3.1						
Avg. Stride Freq. [Hz]	2.2	2.2	2.2	2.2	2.2	2.3	2.3	2.2						
Avg. Stride Length [m]	6.6	7.9	7.9	7.8	7.8	7.8	7.7	7.4						



- [] Ranking at each section and finish
- .-.- No data available at this section
- NA No data available



Horse/Jockey Name	Sir William Bruce
Final Rank	3
Fastest Section Time (Section)	0:11.22 (400m)
Top Speed [km/h] (Section)	65.7 (400m)
Race State	Finished



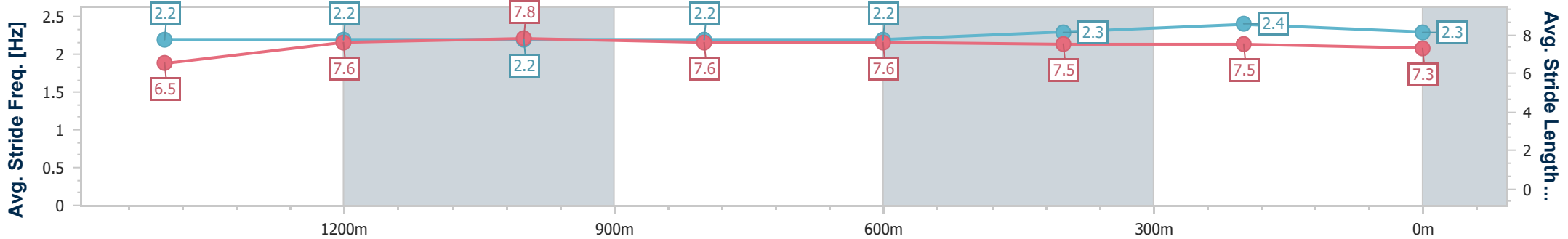
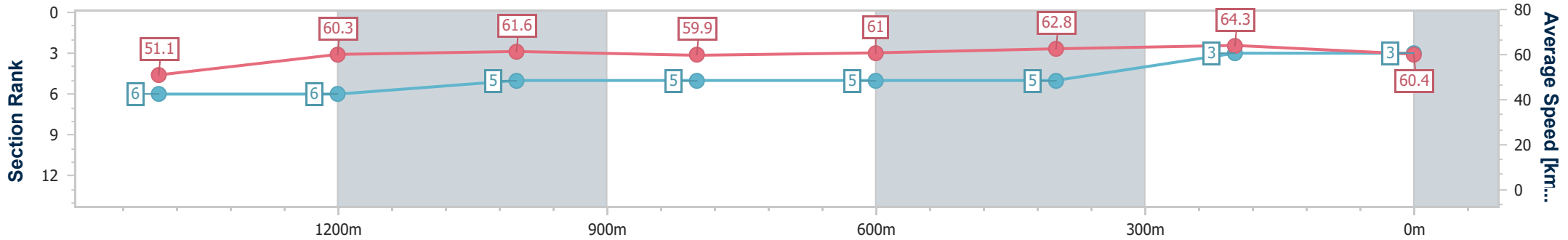
Doomben QLD Professional
Race 6: LADBROKES MATES MODE BENCHMARK 68
 Handicap - 1650m



BRISBANE
 RACING CLUB

25 January 2023 - 15:38
 Track Rating: Soft 6, Weather: Fine, Rail Position: +8.5 metres
 Entire Course.

Section	Overall	1400m	1200m	1000m	800m	600m	400m	200m						
Section Times	1:39.37 [3] (0:17.56)	1:21.81 [6] (0:11.80)	1:10.01 [6] (0:11.68)	0:58.33 [5] (0:11.99)	0:46.34 [5] (0:11.76)	0:34.58 [5] (0:11.46)	0:23.12 [5] (0:11.22)	0:11.90 [3] (0:11.90)						
Average Speed [km/h]	51.1	60.3	61.6	59.9	61.0	62.8	64.3	60.4						
Top Speed [km/h]	62.3	61.4	62.6	61.4	61.6	64.3	65.7	64.1						
Avg. Dist. to Rail [m]	1.4	1.9	1.3	0.9	0.6	0.5	1.2	2.7						
Avg. Stride Freq. [Hz]	2.2	2.2	2.2	2.2	2.2	2.3	2.4	2.3						
Avg. Stride Length [m]	6.5	7.6	7.8	7.6	7.6	7.5	7.5	7.3						



- [] Ranking at each section and finish
- .-.- No data available at this section
- NA No data available



Horse/Jockey Name	He Is
Final Rank	4
Fastest Section Time (Section)	0:11.39 (400m)
Top Speed [km/h] (Section)	65.2 (400m)
Race State	Finished



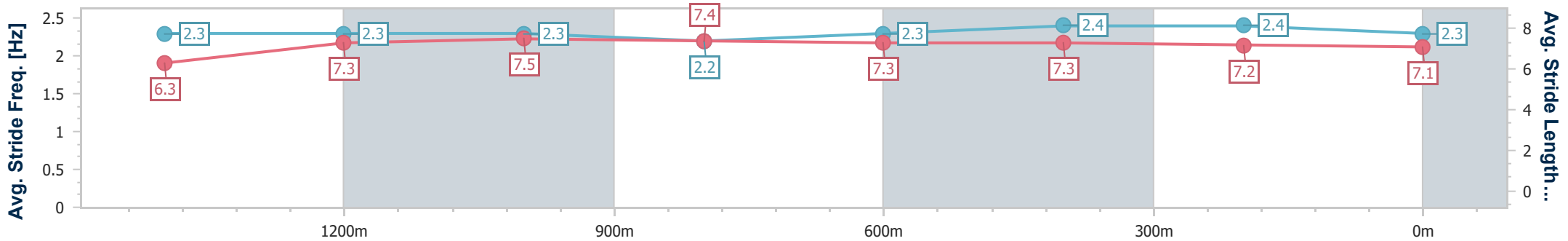
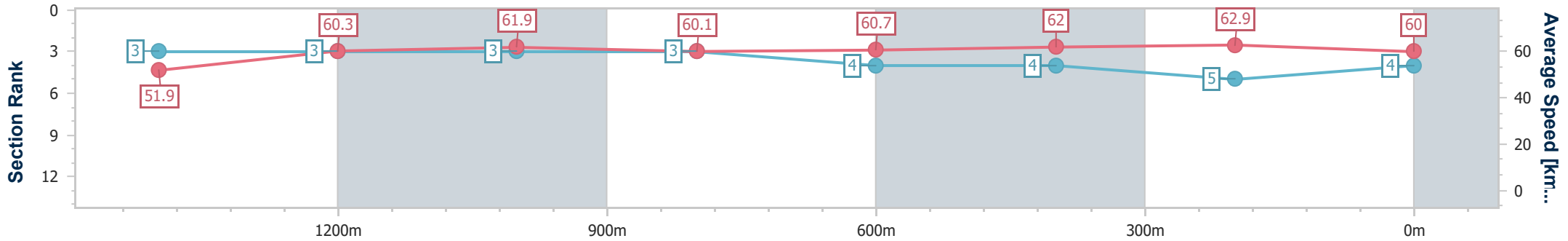
Doomben QLD Professional
Race 6: LADBROKES MATES MODE BENCHMARK 68
Handicap - 1650m



BRISBANE
RACING CLUB

25 January 2023 - 15:38
Track Rating: Soft 6, Weather: Fine, Rail Position: +8.5 metres
Entire Course.

Section	Overall	1400m	1200m	1000m	800m	600m	400m	200m						
Section Times	1:39.49 [4] (0:17.32)	1:22.17 [3] (0:11.79)	1:10.38 [3] (0:11.64)	0:58.74 [3] (0:11.95)	0:46.79 [3] (0:11.85)	0:34.94 [4] (0:11.55)	0:23.39 [4] (0:11.39)	0:12.00 [5] (0:12.00)						
Average Speed [km/h]	51.9	60.3	61.9	60.1	60.7	62.0	62.9	60.0						
Top Speed [km/h]	63.5	61.7	63.2	61.8	61.8	63.5	65.2	63.4						
Avg. Dist. to Rail [m]	1.9	2.0	1.3	0.5	0.4	0.8	1.9	1.6						
Avg. Stride Freq. [Hz]	2.3	2.3	2.3	2.2	2.3	2.4	2.4	2.3						
Avg. Stride Length [m]	6.3	7.3	7.5	7.4	7.3	7.3	7.2	7.1						



- [] Ranking at each section and finish
- .-.- No data available at this section
- NA No data available



Horse/Jockey Name	Two Smokin Barrels
Final Rank	5
Fastest Section Time (Section)	0:11.42 (400m)
Top Speed [km/h] (Section)	64.4 (400m)
Race State	Finished



Doomben QLD Professional
Race 6: LADBROKES MATES MODE BENCHMARK 68
Handicap - 1650m

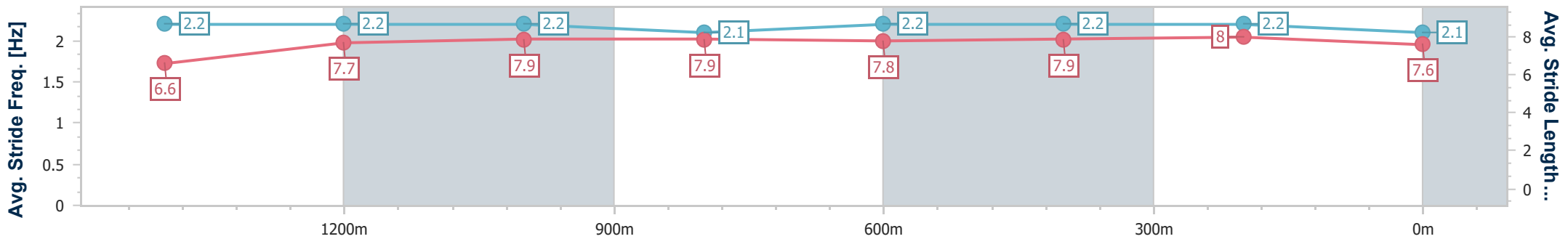
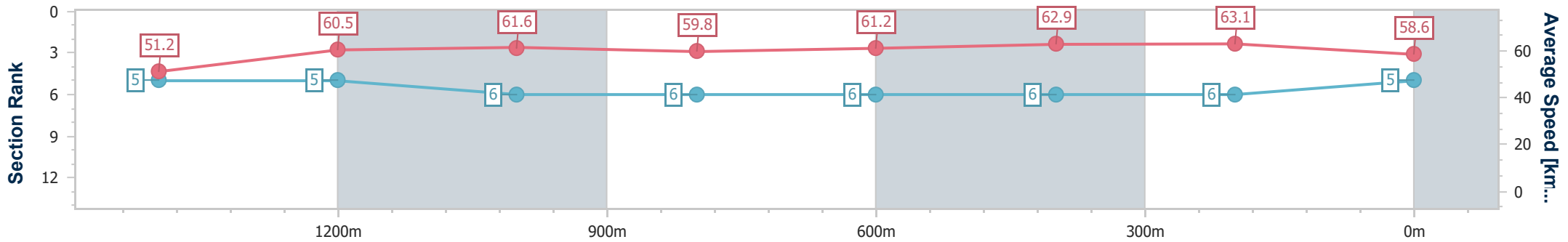
25 January 2023 - 15:38

Track Rating: Soft 6, Weather: Fine, Rail Position: +8.5 metres
Entire Course.



BRISBANE
RACING CLUB

Section	Overall	1400m	1200m	1000m	800m	600m	400m	200m						
Section Times	1:40.07 [5] (0:17.51)	1:22.56 [5] (0:11.82)	1:10.74 [5] (0:11.68)	0:59.06 [6] (0:12.04)	0:47.02 [6] (0:11.77)	0:35.25 [6] (0:11.52)	0:23.73 [6] (0:11.42)	0:12.31 [6] (0:12.31)						
Average Speed [km/h]	51.2	60.5	61.6	59.8	61.2	62.9	63.1	58.6						
Top Speed [km/h]	61.9	61.2	63.0	61.5	62.1	63.4	64.4	62.1						
Avg. Dist. to Rail [m]	1.0	1.5	0.2	0.2	0.4	1.0	1.8	3.1						
Avg. Stride Freq. [Hz]	2.2	2.2	2.2	2.1	2.2	2.2	2.2	2.1						
Avg. Stride Length [m]	6.6	7.7	7.9	7.9	7.8	7.9	8.0	7.6						



- [] Ranking at each section and finish
- .-.- No data available at this section
- NA No data available



Horse/Jockey Name	Rhyme Time
Final Rank	6
Fastest Section Time (Section)	0:11.45 (400m)
Top Speed [km/h] (Section)	65.1 (400m)
Race State	Finished



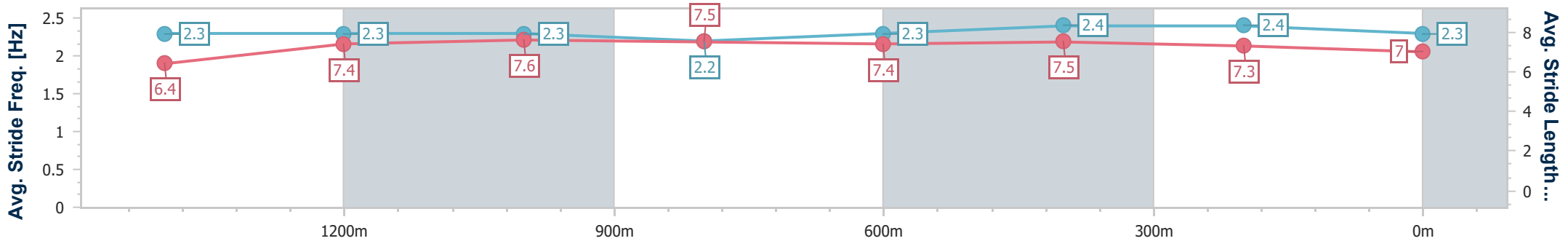
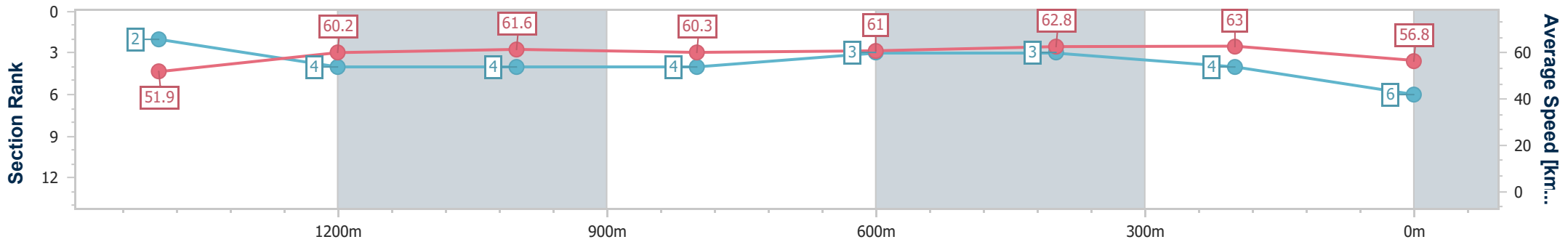
Doomben QLD Professional
Race 6: LADBROKES MATES MODE BENCHMARK 68
 Handicap - 1650m



BRISBANE
RACING CLUB

25 January 2023 - 15:38
 Track Rating: Soft 6, Weather: Fine, Rail Position: +8.5 metres
 Entire Course.

Section	Overall	1400m	1200m	1000m	800m	600m	400m	200m						
Section Times	1:40.25 [6] (0:17.31)	1:22.94 [2] (0:11.88)	1:11.06 [4] (0:11.69)	0:59.37 [4] (0:11.94)	0:47.43 [4] (0:11.82)	0:35.61 [3] (0:11.49)	0:24.12 [3] (0:11.45)	0:12.67 [4] (0:12.67)						
Average Speed [km/h]	51.9	60.2	61.6	60.3	61.0	62.8	63.0	56.8						
Top Speed [km/h]	63.2	61.2	63.1	61.4	62.4	63.6	65.1	60.5						
Avg. Dist. to Rail [m]	0.9	1.3	0.6	0.1	0.2	0.6	1.5	1.7						
Avg. Stride Freq. [Hz]	2.3	2.3	2.3	2.2	2.3	2.4	2.4	2.3						
Avg. Stride Length [m]	6.4	7.4	7.6	7.5	7.4	7.5	7.3	7.0						



- [] Ranking at each section and finish
- .-.- No data available at this section
- NA No data available



Horse/Jockey Name	Firstluv
Final Rank	7
Fastest Section Time (Section)	0:11.24 (400m)
Top Speed [km/h] (Section)	65.6 (400m)
Race State	Finished



Doomben QLD Professional
Race 6: LADBROKES MATES MODE BENCHMARK 68
Handicap - 1650m

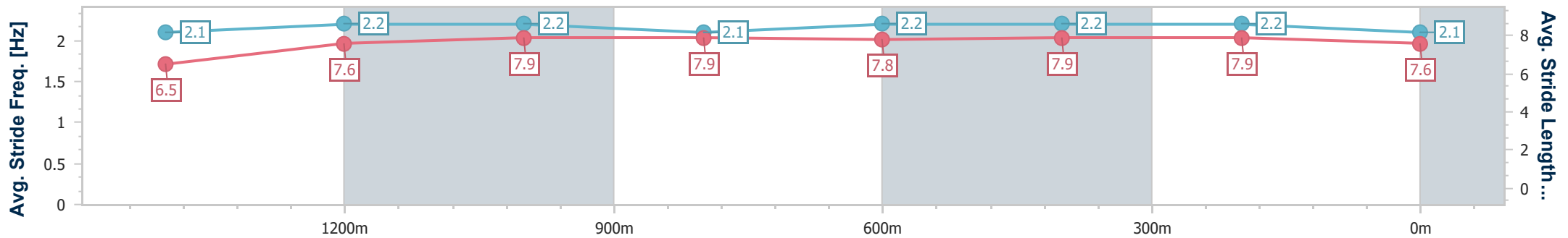
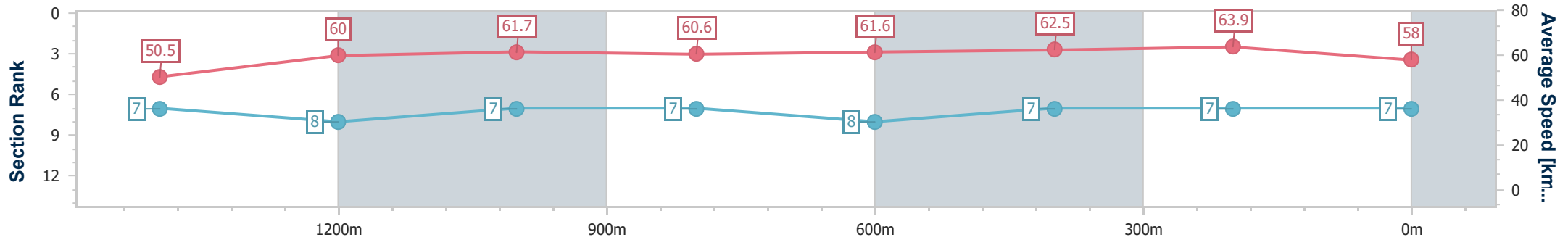
25 January 2023 - 15:38

Track Rating: Soft 6, Weather: Fine, Rail Position: +8.5 metres
Entire Course.



BRISBANE
RACING CLUB

Section	Overall	1400m	1200m	1000m	800m	600m	400m	200m						
Section Times	1:40.26 [7] (0:17.84)	1:22.42 [7] (0:11.93)	1:10.49 [8] (0:11.66)	0:58.83 [7] (0:11.90)	0:46.93 [7] (0:11.74)	0:35.19 [8] (0:11.54)	0:23.65 [7] (0:11.24)	0:12.41 [7] (0:12.41)						
Average Speed [km/h]	50.5	60.0	61.7	60.6	61.6	62.5	63.9	58.0						
Top Speed [km/h]	61.7	62.1	62.9	62.3	62.8	63.9	65.6	61.8						
Avg. Dist. to Rail [m]	0.6	0.9	0.2	0.3	0.9	0.4	0.7	1.2						
Avg. Stride Freq. [Hz]	2.1	2.2	2.2	2.1	2.2	2.2	2.2	2.1						
Avg. Stride Length [m]	6.5	7.6	7.9	7.9	7.8	7.9	7.9	7.6						



- [] Ranking at each section and finish
- .-.- No data available at this section
- NA No data available



Horse/Jockey Name	Seefeld
Final Rank	8
Fastest Section Time (Section)	0:11.31 (400m)
Top Speed [km/h] (Section)	65.6 (400m)
Race State	Finished



Doomben QLD Professional
Race 6: LADBROKES MATES MODE BENCHMARK 68
 Handicap - 1650m

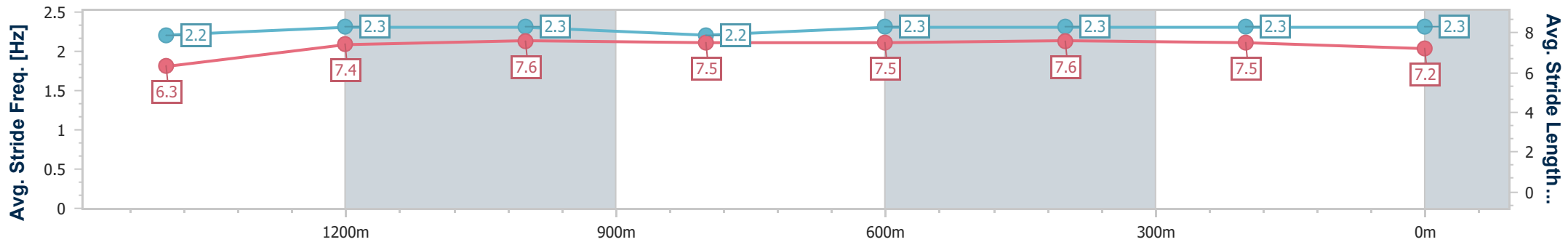
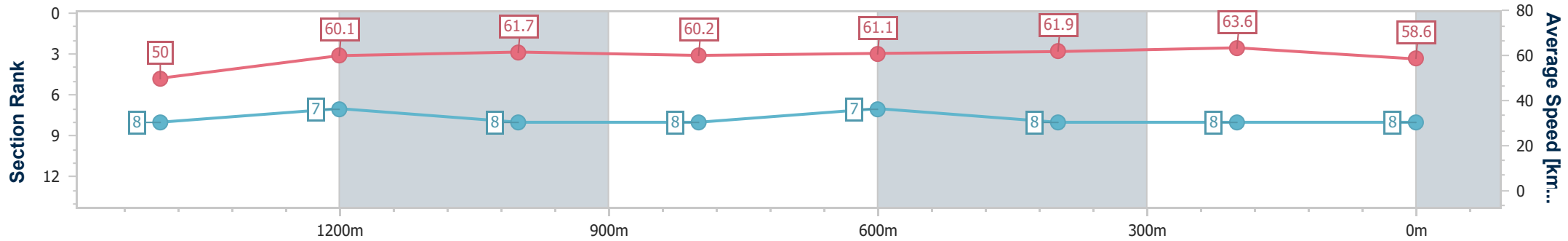
25 January 2023 - 15:38

Track Rating: Soft 6, Weather: Fine, Rail Position: +8.5 metres
 Entire Course.



BRISBANE
 RACING CLUB

Section	Overall	1400m	1200m	1000m	800m	600m	400m	200m						
Section Times	1:40.28 [8] (0:17.93)	1:22.35 [8] (0:11.83)	1:10.52 [7] (0:11.68)	0:58.84 [8] (0:11.93)	0:46.91 [8] (0:11.69)	0:35.22 [7] (0:11.61)	0:23.61 [8] (0:11.31)	0:12.30 [8] (0:12.30)						
Average Speed [km/h]	50.0	60.1	61.7	60.2	61.1	61.9	63.6	58.6						
Top Speed [km/h]	61.8	62.0	62.5	61.9	62.7	62.7	65.6	62.1						
Avg. Dist. to Rail [m]	1.6	1.9	1.2	1.0	1.4	0.6	0.2	0.4						
Avg. Stride Freq. [Hz]	2.2	2.3	2.3	2.2	2.3	2.3	2.3	2.3						
Avg. Stride Length [m]	6.3	7.4	7.6	7.5	7.5	7.6	7.5	7.2						



- [] Ranking at each section and finish
- .-.- No data available at this section
- NA No data available



Horse/Jockey Name	Top Boy
Final Rank	9
Fastest Section Time (Section)	0:11.49 (400m)
Top Speed [km/h] (Section)	63.8 (400m)
Race State	Finished



Doomben QLD Professional
Race 6: LADBROKES MATES MODE BENCHMARK 68
 Handicap - 1650m

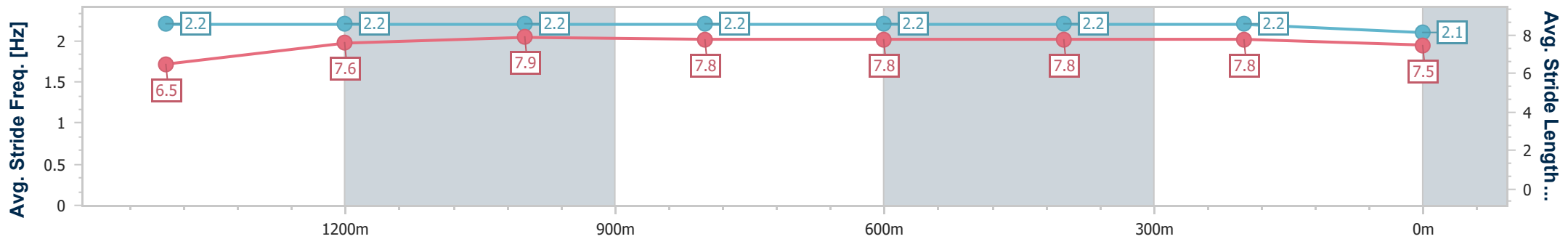
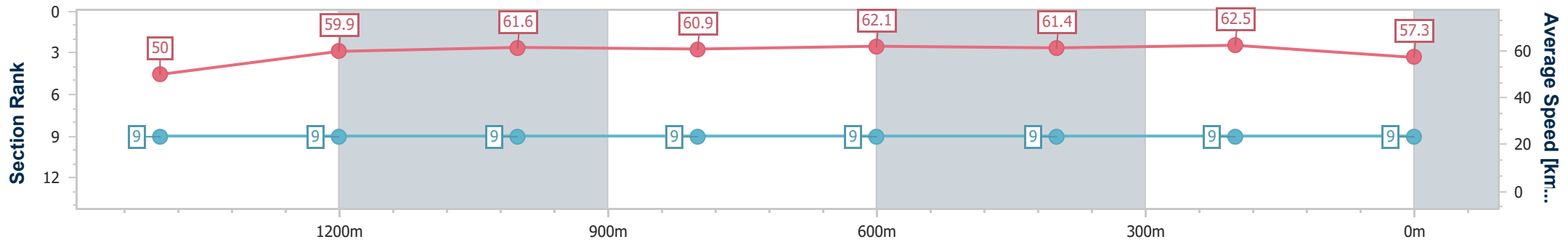
25 January 2023 - 15:38

Track Rating: Soft 6, Weather: Fine, Rail Position: +8.5 metres
 Entire Course.



BRISBANE
 RACING CLUB

Section	Overall	1400m	1200m	1000m	800m	600m	400m	200m					
Section Times	1:40.98 [9] (0:18.02)	1:22.96 [9] (0:12.08)	1:10.88 [9] (0:11.69)	0:59.19 [9] (0:11.83)	0:47.36 [9] (0:11.59)	0:35.77 [9] (0:11.72)	0:24.05 [9] (0:11.49)	0:12.56 [9] (0:12.56)					
Average Speed [km/h]	50.0	59.9	61.6	60.9	62.1	61.4	62.5	57.3					
Top Speed [km/h]	61.5	61.6	62.1	63.5	63.3	62.2	63.8	61.5					
Avg. Dist. to Rail [m]	3.6	1.0	0.9	0.6	0.1	0.2	1.2	2.2					
Avg. Stride Freq. [Hz]	2.2	2.2	2.2	2.2	2.2	2.2	2.2	2.1					
Avg. Stride Length [m]	6.5	7.6	7.9	7.8	7.8	7.8	7.8	7.5					



- [] Ranking at each section and finish
- .-.- No data available at this section
- NA No data available



Horse/Jockey Name	The Love Rocket
Final Rank	10
Fastest Section Time (Section)	0:11.57 (400m)
Top Speed [km/h] (Section)	63.6 (1200m)
Race State	Finished



Doomben QLD Professional
Race 6: LADBROKES MATES MODE BENCHMARK 68
Handicap - 1650m

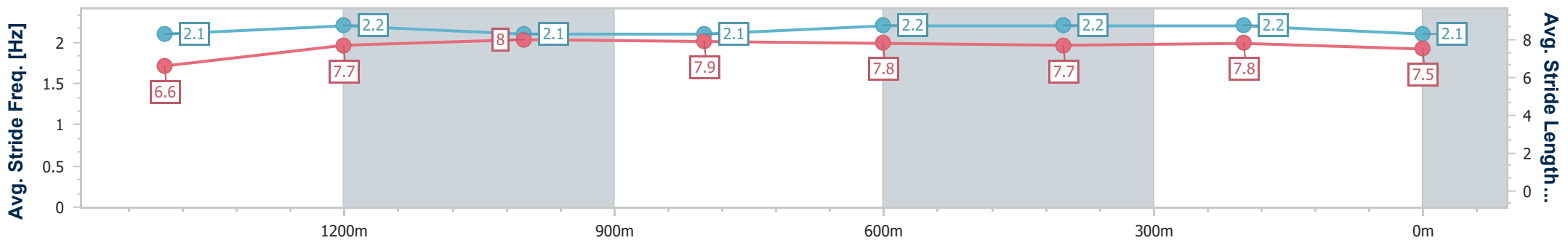
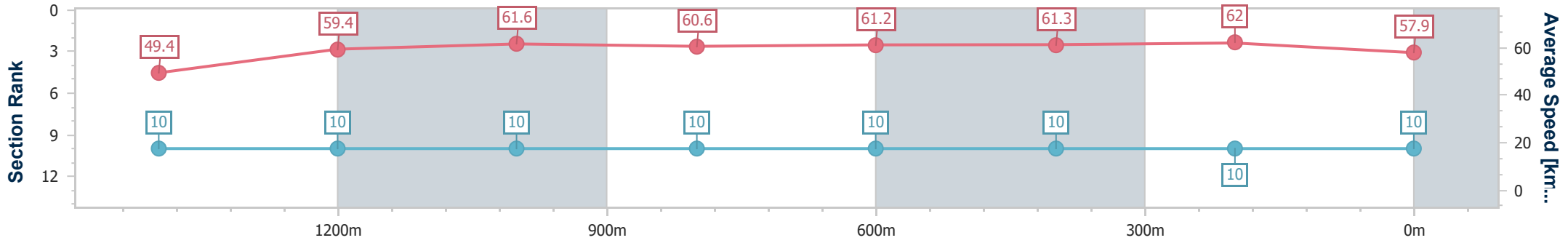
25 January 2023 - 15:38

Track Rating: Soft 6, Weather: Fine, Rail Position: +8.5 metres
Entire Course.



BRISBANE
RACING CLUB

Section	Overall	1400m	1200m	1000m	800m	600m	400m	200m						
Section Times	1:41.28 [10] (0:18.17)	1:23.11 [10] (0:12.10)	1:11.01 [10] (0:11.67)	0:59.34 [10] (0:11.90)	0:47.44 [10] (0:11.75)	0:35.69 [10] (0:11.68)	0:24.01 [10] (0:11.57)	0:12.44 [10] (0:12.44)						
Average Speed [km/h]	49.4	59.4	61.6	60.6	61.2	61.3	62.0	57.9						
Top Speed [km/h]	62.0	60.4	63.6	62.6	62.8	62.8	62.8	62.1						
Avg. Dist. to Rail [m]	1.8	0.6	0.2	0.3	0.2	1.0	1.7	1.7						
Avg. Stride Freq. [Hz]	2.1	2.2	2.1	2.1	2.2	2.2	2.2	2.1						
Avg. Stride Length [m]	6.6	7.7	8.0	7.9	7.8	7.7	7.8	7.5						



- [] Ranking at each section and finish
- .-.- No data available at this section
- NA No data available