



Doomben QLD Professional

Race 4: SKY RACING Maiden Plate - 1110m

25 January 2023 - 14:27



BRISBANE
RACING CLUB

Track Rating: Soft 6, Weather: Fine, Rail Position: +8.5 metres Entire Course.

Section												Last 600m		
Field Times		Overall	1000m	800m	600m	400m	200m						0:34.45	
		1:04.15 (0:08.52)	0:55.63 (0:10.50)	0:45.13 (0:10.68)	0:34.45 (0:11.17)	0:23.28 (0:11.58)	0:11.70 (0:11.70)							
Rank	TAB	Horse/Jockey	Barrier	Top Speed [km/h]	Fastest Section							Margin	Distance Travelled [m]	
1	14	RADIANT REMI Angela Jones	8	70.2	0:08.63	1:04.15 [1] (0:08.63)	0:55.52 [3] (0:10.51)	0:45.01 [5] (0:10.78)	0:34.23 [3] (0:11.33)	0:22.90 [3] (0:11.27)	0:11.63 [2] (0:11.63)	1:04.15	0:34.23	
2	1	BRONZE DRAGON Justin Huxtable	4	69.7	0:08.90	1:04.33 [2] (0:08.90)	0:55.43 [9] (0:10.45)	0:44.98 [7] (0:10.88)	0:34.10 [7] (0:11.39)	0:22.71 [9] (0:11.07)	0:11.64 [3] (0:11.64)	1.11L	0:34.10	+0
3	4	JACKSON ON TIME Jim Byrne	16	68.0	0:08.91	1:04.83 [3] (0:08.91)	0:55.92 [10] (0:10.89)	0:45.03 [10] (0:10.76)	0:34.27 [9] (0:11.06)	0:23.21 [8] (0:11.14)	0:12.07 [4] (0:12.07)	4.08L	0:34.27	+5
4	11	MAID TO FIT James Orman	6	70.6	0:08.69	1:05.03 [4] (0:08.69)	0:56.34 [5] (0:10.37)	0:45.97 [1] (0:10.64)	0:35.33 [1] (0:11.17)	0:24.16 [1] (0:11.58)	0:12.58 [1] (0:12.58)	5.25L	0:35.33	+1
5	12	SERIGALA Nozi Tomizawa	3	69.5	0:08.62	1:05.10 [5] (0:08.62)	0:56.48 [4] (0:10.50)	0:45.98 [6] (0:10.94)	0:35.04 [5] (0:11.31)	0:23.73 [4] (0:11.35)	0:12.38 [5] (0:12.38)	5.58L	0:35.04	+1
6	3	HYPERVELOCITY Kyle Wilson-Taylor	10	68.7	0:09.23	1:05.16 [6] (0:09.23)	0:55.93 [12] (0:10.95)	0:44.98 [12] (0:10.59)	0:34.39 [11] (0:11.01)	0:23.38 [10] (0:11.30)	0:12.08 [10] (0:12.08)	5.93L	0:34.39	+1
7	10	LISAILI Melea Castle	5	68.8	0:08.87	1:05.46 [7] (0:08.87)	0:56.59 [7] (0:10.54)	0:46.05 [8] (0:10.87)	0:35.18 [8] (0:11.23)	0:23.95 [6] (0:11.43)	0:12.52 [7] (0:12.52)	7.77L	0:35.18	+2
8	7	MAGURO Ben Thompson	12	69.1	0:08.98	1:05.61 [8] (0:08.98)	0:56.63 [11] (0:11.08)	0:45.55 [11] (0:10.74)	0:34.81 [10] (0:11.04)	0:23.77 [11] (0:11.23)	0:12.54 [9] (0:12.54)	8.64L	0:34.81	+7
9	2	CAREFUL MISSILE Georgina Cartwright	13	69.8	0:08.62	1:06.08 [9] (0:08.62)	0:57.46 [2] (0:10.54)	0:46.92 [3] (0:11.04)	0:35.88 [6] (0:11.45)	0:24.43 [7] (0:11.49)	0:12.94 [8] (0:12.94)	11.4L	0:35.88	+7
10	5	WINDSHADOW Ryan Maloney	15	69.8	0:08.52	1:06.40 [10] (0:08.52)	0:57.88 [1] (0:10.50)	0:47.38 [2] (0:10.71)	0:36.67 [2] (0:11.23)	0:25.44 [2] (0:11.81)	0:13.63 [6] (0:13.63)	13.23L	0:36.67	+7

Scratched: A Lot Of Booty (#6), Tereshkova (#13), Bubbles 'N' More (#15), Ready Azz Eva (#16), Phosphor Bronze (#17)



Doomben QLD Professional
Race 4: SKY RACING Maiden Plate - 1110m
 25 January 2023 - 14:27



Track Rating: Soft 6, Weather: Fine, Rail Position: +8.5 metres Entire Course.

Section		Overall	1000m	800m	600m	400m	200m	Last 600m	
Field Times		1:04.15 (0:08.52)	0:55.63 (0:10.50)	0:45.13 (0:10.68)	0:34.45 (0:11.17)	0:23.28 (0:11.58)	0:11.70 (0:11.70)	0:34.45	

Rank	TAB	Horse/Jockey	Barrier	Top Speed [km/h]	Fastest Section	Overall	1000m	800m	600m	400m	200m	Margin	Distance Travelled [m]
11	8	WHATTA WHITT Corey Bayliss	1	69.8	0:08.68	1:06.73 [11] (0:08.68)	0:58.05 [5] (0:10.47)	0:47.58 [4] (0:10.86)	0:36.72 [4] (0:11.52)	0:25.20 [5] (0:12.03)	0:13.17 [11] (0:13.17)	15.25L	0:36.72 -2
12	9	GOODSCENT Tiffani Brooker	7	69.0	0:08.88	1:06.93 [12] (0:08.88)	0:58.05 [8] (0:10.89)	0:47.16 [9] (0:11.05)	0:36.11 [12] (0:11.06)	0:25.05 [12] (0:11.91)	0:13.14 [12] (0:13.14)	16.44L	0:36.11 +1

Scratched: A Lot Of Booty (#6), Tereshkova (#13), Bubbles 'N' More (#15), Ready Azz Eva (#16), Phosphor Bronze (#17)



Horse/Jockey Name	Radiant Remi
Final Rank	1
Fastest Section Time (Section)	0:08.63 (Overall)
Top Speed [km/h] (Section)	70.2 (1000m)
Race State	Finished



Doomben QLD Professional

Race 4: SKY RACING Maiden Plate - 1110m

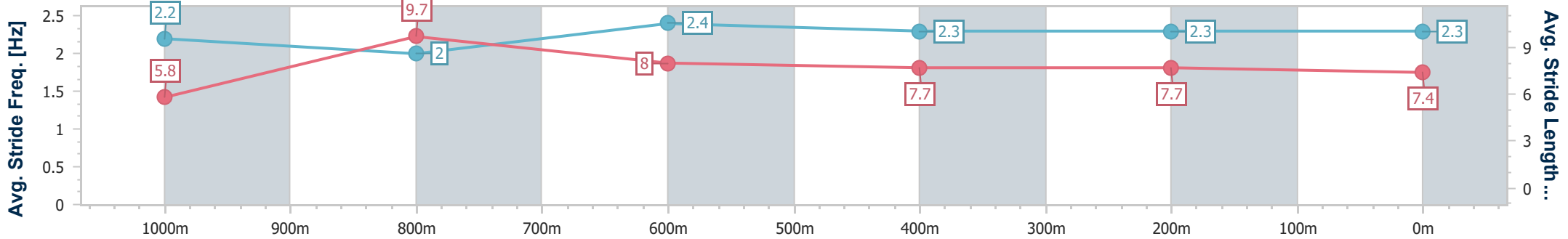
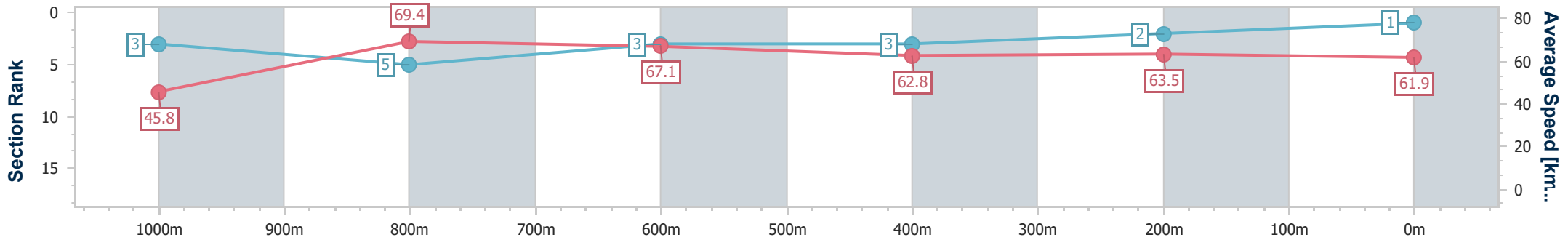
25 January 2023 - 14:27

Track Rating: Soft 6, Weather: Fine, Rail Position: +8.5 metres Entire Course.



BRISBANE RACING CLUB

Section	Overall	1000m	800m	600m	400m	200m
Section Times	1:04.15 [1] (0:08.63)	0:55.52 [3] (0:10.51)	0:45.01 [5] (0:10.78)	0:34.23 [3] (0:11.33)	0:22.90 [3] (0:11.27)	0:11.63 [2] (0:11.63)
Average Speed [km/h]	45.8	69.4	67.1	62.8	63.5	61.9
Top Speed [km/h]	66.1	70.2	68.8	64.6	65.7	64.5
Avg. Dist. to Rail [m]	5.9	4.6	1.3	1.9	2.4	1.6
Avg. Stride Freq. [Hz]	2.2	2.0	2.4	2.3	2.3	2.3
Avg. Stride Length [m]	5.8	9.7	8.0	7.7	7.7	7.4



- [] Ranking at each section and finish
- .-.- No data available at this section
- NA No data available



Horse/Jockey Name	Bronze Dragon
Final Rank	2
Fastest Section Time (Section)	0:08.90 (Overall)
Top Speed [km/h] (Section)	69.7 (1000m)
Race State	Finished



Doomben QLD Professional

Race 4: SKY RACING Maiden Plate - 1110m

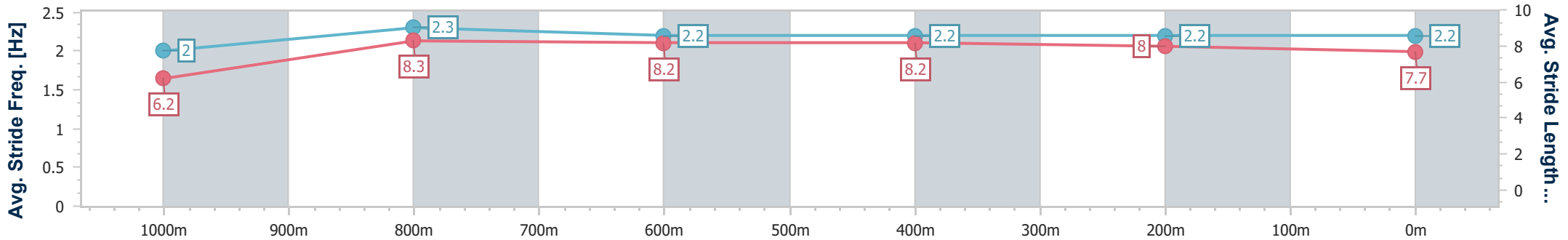
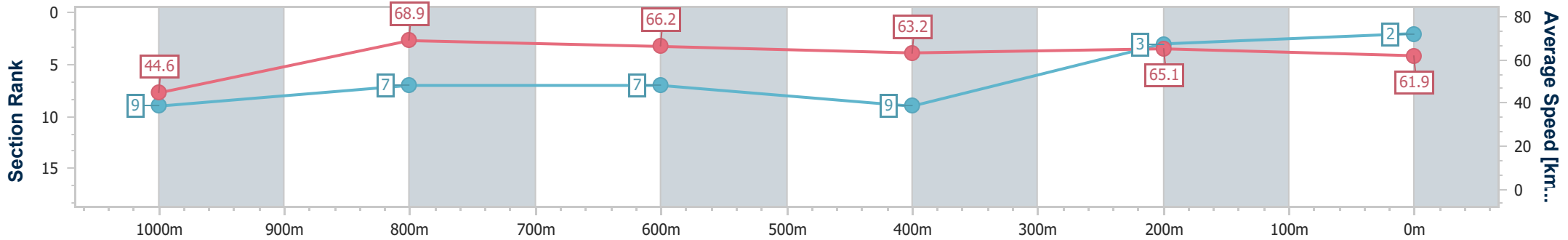
25 January 2023 - 14:27

Track Rating: Soft 6, Weather: Fine, Rail Position: +8.5 metres Entire Course.



BRISBANE RACING CLUB

Section	Overall	1000m	800m	600m	400m	200m
Section Times	1:04.33 [2] (0:08.90)	0:55.43 [9] (0:10.45)	0:44.98 [7] (0:10.88)	0:34.10 [7] (0:11.39)	0:22.71 [9] (0:11.07)	0:11.64 [3] (0:11.64)
Average Speed [km/h]	44.6	68.9	66.2	63.2	65.1	61.9
Top Speed [km/h]	67.6	69.7	68.3	65.2	66.9	65.4
Avg. Dist. to Rail [m]	2.1	0.5	0.1	0.1	0.2	1.0
Avg. Stride Freq. [Hz]	2.0	2.3	2.2	2.2	2.2	2.2
Avg. Stride Length [m]	6.2	8.3	8.2	8.2	8.0	7.7



- [] Ranking at each section and finish
- .-.- No data available at this section
- NA No data available



Horse/Jockey Name	Jackson On Time
Final Rank	3
Fastest Section Time (Section)	0:08.91 (Overall)
Top Speed [km/h] (Section)	68.0 (800m)
Race State	Finished



Doomben QLD Professional

Race 4: SKY RACING Maiden Plate - 1110m

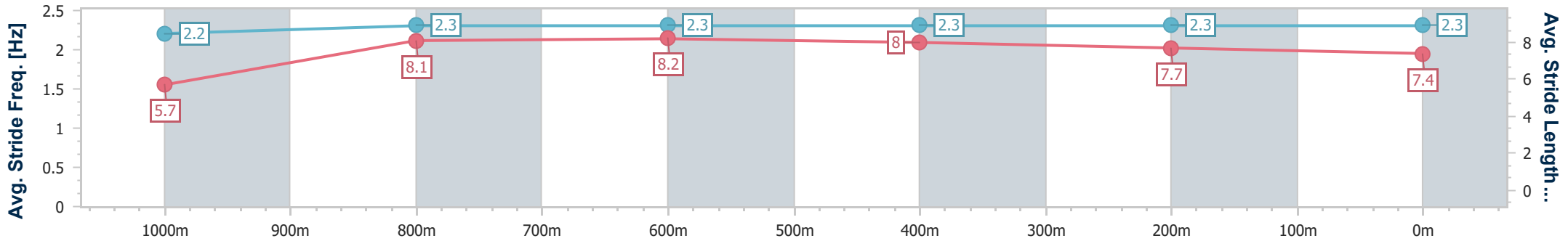
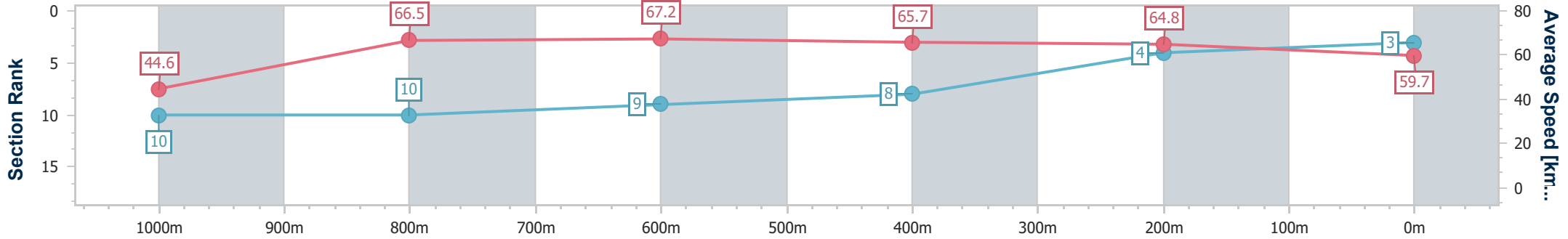
25 January 2023 - 14:27

Track Rating: Soft 6, Weather: Fine, Rail Position: +8.5 metres Entire Course.



BRISBANE RACING CLUB

Section	Overall	1000m	800m	600m	400m	200m
Section Times	1:04.83 [3] (0:08.91)	0:55.92 [10] (0:10.89)	0:45.03 [10] (0:10.76)	0:34.27 [9] (0:11.06)	0:23.21 [8] (0:11.14)	0:12.07 [4] (0:12.07)
Average Speed [km/h]	44.6	66.5	67.2	65.7	64.8	59.7
Top Speed [km/h]	63.7	67.6	68.0	67.1	66.6	63.3
Avg. Dist. to Rail [m]	9.5	2.8	1.2	1.2	2.7	3.6
Avg. Stride Freq. [Hz]	2.2	2.3	2.3	2.3	2.3	2.3
Avg. Stride Length [m]	5.7	8.1	8.2	8.0	7.7	7.4



- [] Ranking at each section and finish
- .-.- No data available at this section
- NA No data available



Horse/Jockey Name	Maid To Fit
Final Rank	4
Fastest Section Time (Section)	0:08.69 (Overall)
Top Speed [km/h] (Section)	70.6 (1000m)
Race State	Finished



Doomben QLD Professional

Race 4: SKY RACING Maiden Plate - 1110m

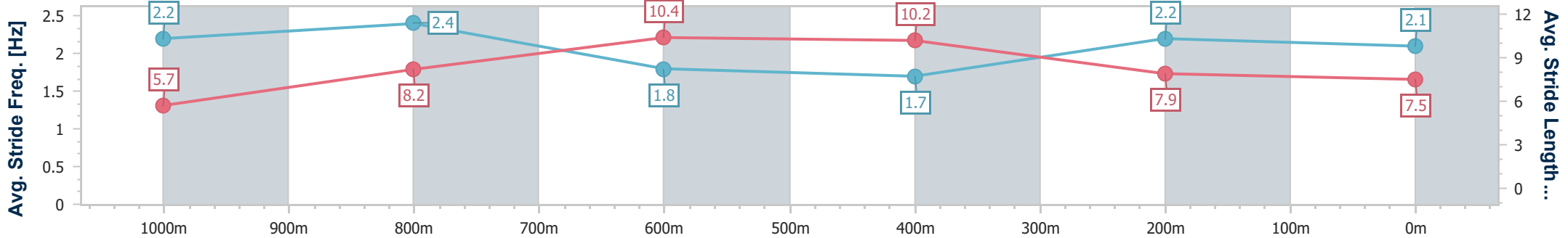
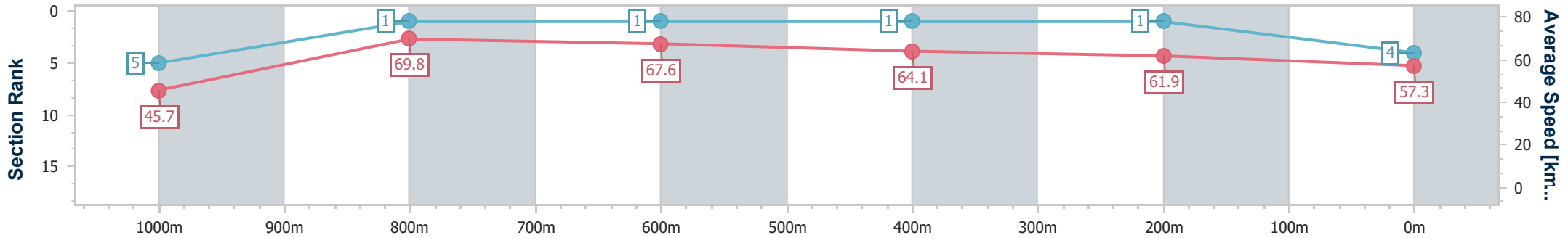
25 January 2023 - 14:27

Track Rating: Soft 6, Weather: Fine, Rail Position: +8.5 metres Entire Course.



BRISBANE RACING CLUB

Section	Overall	1000m	800m	600m	400m	200m
Section Times	1:05.03 [4] (0:08.69)	0:56.34 [5] (0:10.37)	0:45.97 [1] (0:10.64)	0:35.33 [1] (0:11.17)	0:24.16 [1] (0:11.58)	0:12.58 [1] (0:12.58)
Average Speed [km/h]	45.7	69.8	67.6	64.1	61.9	57.3
Top Speed [km/h]	67.9	70.6	69.8	66.6	62.8	60.2
Avg. Dist. to Rail [m]	4.0	1.9	0.8	1.1	1.5	0.8
Avg. Stride Freq. [Hz]	2.2	2.4	1.8	1.7	2.2	2.1
Avg. Stride Length [m]	5.7	8.2	10.4	10.2	7.9	7.5



- [] Ranking at each section and finish
- .-.- No data available at this section
- NA No data available



Horse/Jockey Name	Serigala
Final Rank	5
Fastest Section Time (Section)	0:08.62 (Overall)
Top Speed [km/h] (Section)	69.5 (1000m)
Race State	Finished

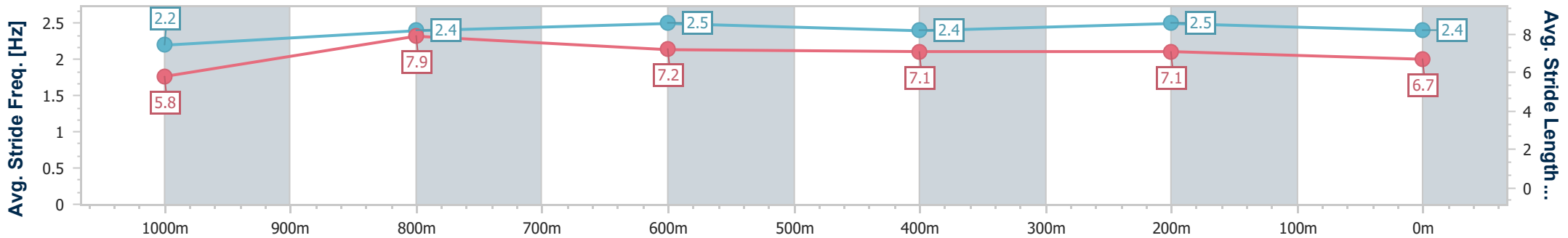
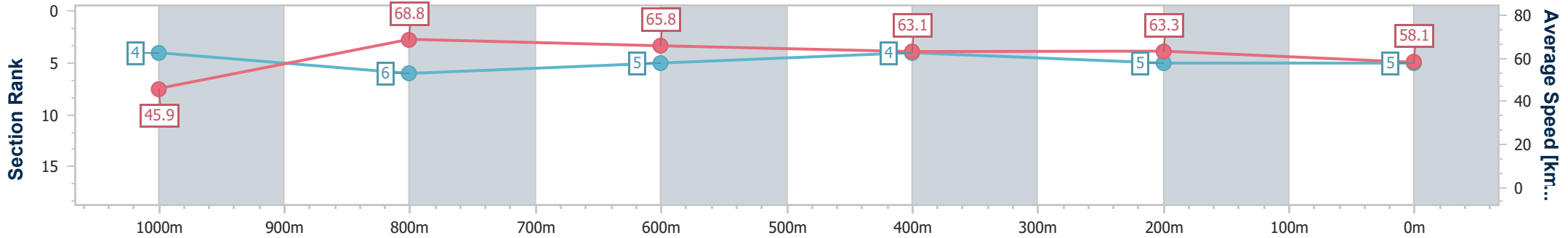


Doomben QLD Professional
Race 4: SKY RACING Maiden Plate - 1110m
 25 January 2023 - 14:27
 Track Rating: Soft 6, Weather: Fine, Rail Position: +8.5 metres
 Entire Course.



BRISBANE
RACING CLUB

Section	Overall	1000m	800m	600m	400m	200m
Section Times	1:05.10 [5] (0:08.62)	0:56.48 [4] (0:10.50)	0:45.98 [6] (0:10.94)	0:35.04 [5] (0:11.31)	0:23.73 [4] (0:11.35)	0:12.38 [5] (0:12.38)
Average Speed [km/h]	45.9	68.8	65.8	63.1	63.3	58.1
Top Speed [km/h]	66.2	69.5	68.0	65.8	64.8	62.2
Avg. Dist. to Rail [m]	2.0	1.6	0.8	1.3	1.3	2.8
Avg. Stride Freq. [Hz]	2.2	2.4	2.5	2.4	2.5	2.4
Avg. Stride Length [m]	5.8	7.9	7.2	7.1	7.1	6.7



- [] Ranking at each section and finish
- .-.- No data available at this section
- NA No data available



Horse/Jockey Name	Hypervelocity
Final Rank	6
Fastest Section Time (Section)	0:09.23 (Overall)
Top Speed [km/h] (Section)	68.7 (800m)
Race State	Finished



Doomben QLD Professional

Race 4: SKY RACING Maiden Plate - 1110m

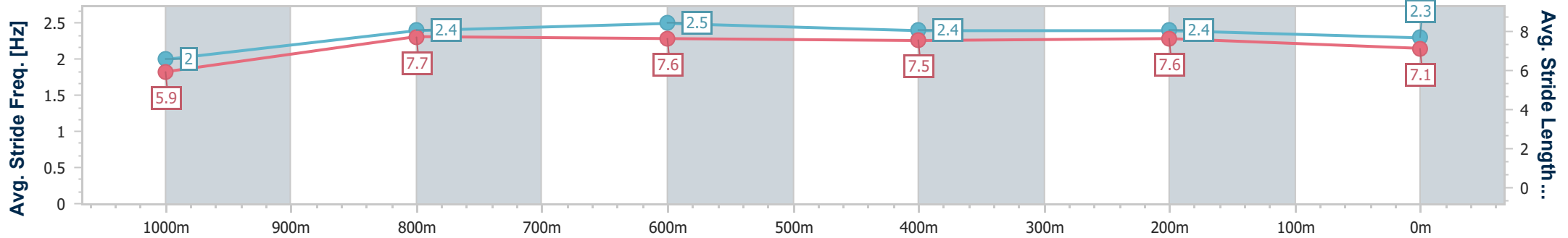
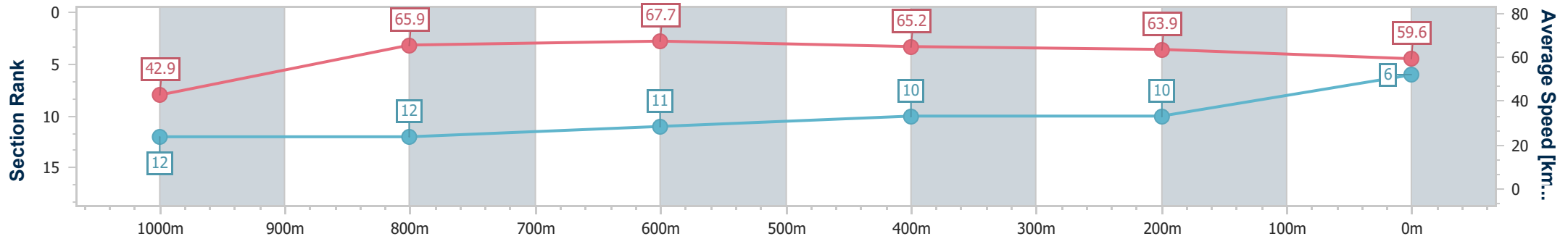
25 January 2023 - 14:27

Track Rating: Soft 6, Weather: Fine, Rail Position: +8.5 metres Entire Course.



BRISBANE RACING CLUB

Section	Overall	1000m	800m	600m	400m	200m
Section Times	1:05.16 [6] (0:09.23)	0:55.93 [12] (0:10.95)	0:44.98 [12] (0:10.59)	0:34.39 [11] (0:11.01)	0:23.38 [10] (0:11.30)	0:12.08 [10] (0:12.08)
Average Speed [km/h]	42.9	65.9	67.7	65.2	63.9	59.6
Top Speed [km/h]	63.8	68.0	68.7	67.9	65.7	63.2
Avg. Dist. to Rail [m]	6.6	1.1	0.6	0.6	2.4	5.8
Avg. Stride Freq. [Hz]	2.0	2.4	2.5	2.4	2.4	2.3
Avg. Stride Length [m]	5.9	7.7	7.6	7.5	7.6	7.1



- [] Ranking at each section and finish
- .-.- No data available at this section
- NA No data available



Horse/Jockey Name	Lisaili
Final Rank	7
Fastest Section Time (Section)	0:08.87 (Overall)
Top Speed [km/h] (Section)	68.8 (1000m)
Race State	Finished



Doomben QLD Professional

Race 4: SKY RACING Maiden Plate - 1110m

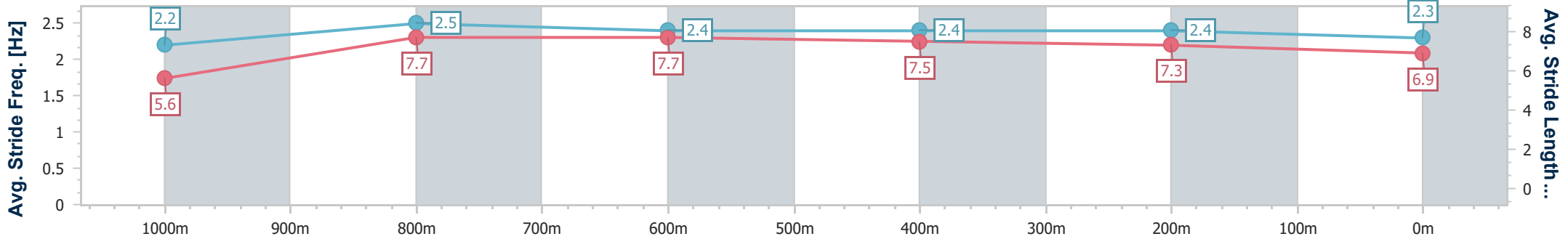
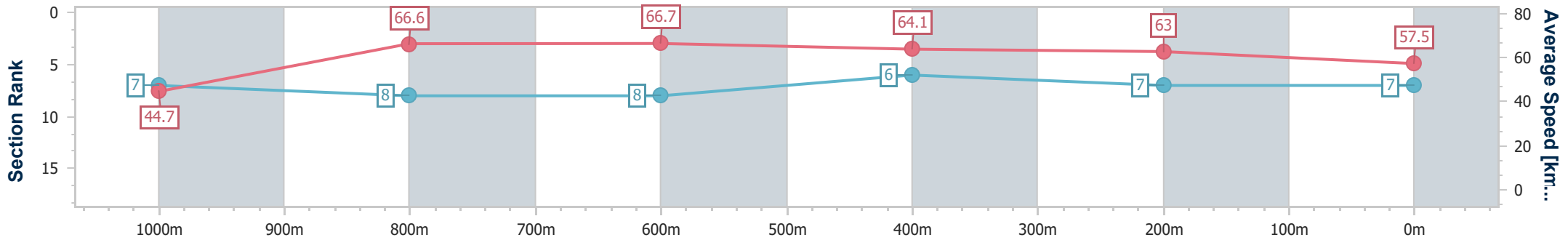
25 January 2023 - 14:27

Track Rating: Soft 6, Weather: Fine, Rail Position: +8.5 metres Entire Course.



BRISBANE RACING CLUB

Section	Overall	1000m	800m	600m	400m	200m
Section Times	1:05.46 [7] (0:08.87)	0:56.59 [7] (0:10.54)	0:46.05 [8] (0:10.87)	0:35.18 [8] (0:11.23)	0:23.95 [6] (0:11.43)	0:12.52 [7] (0:12.52)
Average Speed [km/h]	44.7	66.6	66.7	64.1	63.0	57.5
Top Speed [km/h]	65.1	68.8	68.6	67.1	64.2	61.9
Avg. Dist. to Rail [m]	2.8	1.6	1.3	0.5	0.4	1.9
Avg. Stride Freq. [Hz]	2.2	2.5	2.4	2.4	2.4	2.3
Avg. Stride Length [m]	5.6	7.7	7.7	7.5	7.3	6.9



- [] Ranking at each section and finish
- .-.- No data available at this section
- NA No data available



Horse/Jockey Name	Maguro
Final Rank	8
Fastest Section Time (Section)	0:08.98 (Overall)
Top Speed [km/h] (Section)	69.1 (600m)
Race State	Finished



Doomben QLD Professional

Race 4: SKY RACING Maiden Plate - 1110m

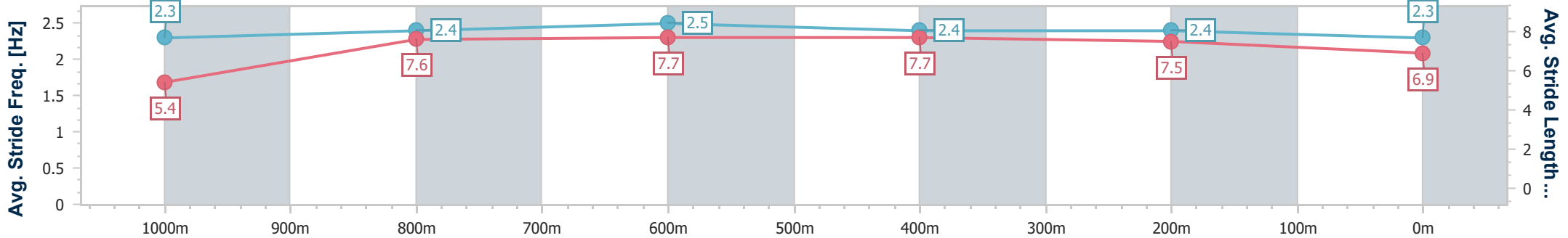
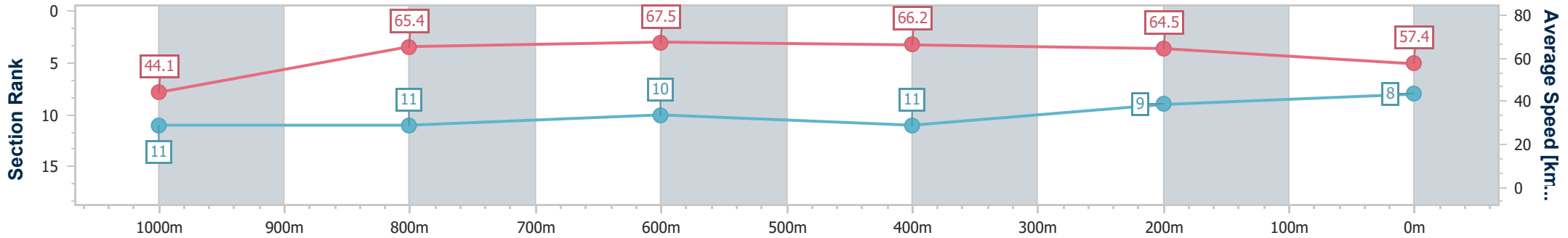
25 January 2023 - 14:27

Track Rating: Soft 6, Weather: Fine, Rail Position: +8.5 metres Entire Course.



BRISBANE RACING CLUB

Section	Overall	1000m	800m	600m	400m	200m
Section Times	1:05.61 [8] (0:08.98)	0:56.63 [11] (0:11.08)	0:45.55 [11] (0:10.74)	0:34.81 [10] (0:11.04)	0:23.77 [11] (0:11.23)	0:12.54 [9] (0:12.54)
Average Speed [km/h]	44.1	65.4	67.5	66.2	64.5	57.4
Top Speed [km/h]	63.5	67.4	68.8	69.1	66.5	62.5
Avg. Dist. to Rail [m]	6.9	2.0	1.9	2.6	4.3	6.7
Avg. Stride Freq. [Hz]	2.3	2.4	2.5	2.4	2.4	2.3
Avg. Stride Length [m]	5.4	7.6	7.7	7.7	7.5	6.9



- [] Ranking at each section and finish
- .-.- No data available at this section
- NA No data available



Horse/Jockey Name	Careful Missile
Final Rank	9
Fastest Section Time (Section)	0:08.62 (Overall)
Top Speed [km/h] (Section)	69.8 (1000m)
Race State	Finished



Doomben QLD Professional

Race 4: SKY RACING Maiden Plate - 1110m

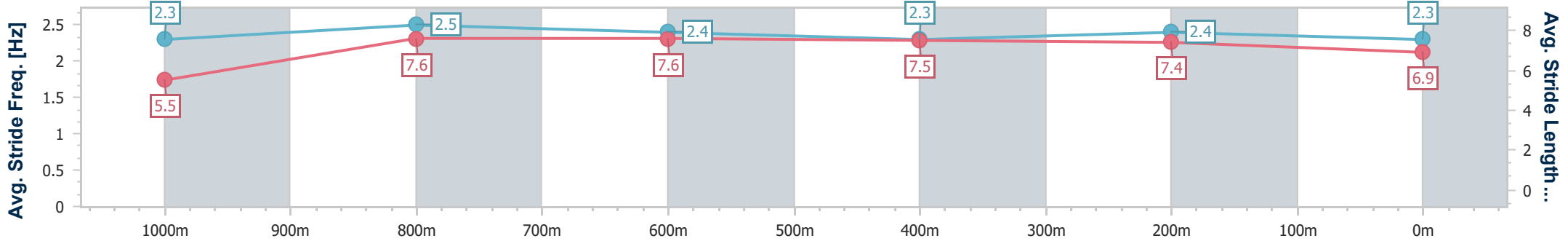
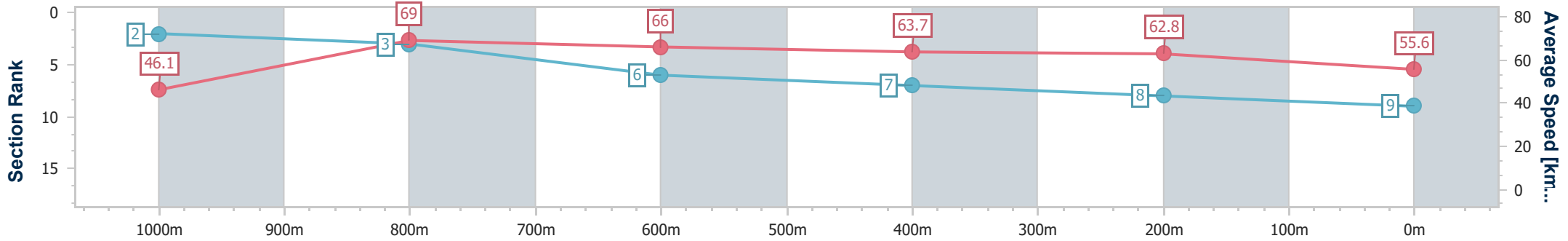
25 January 2023 - 14:27

Track Rating: Soft 6, Weather: Fine, Rail Position: +8.5 metres Entire Course.



BRISBANE RACING CLUB

Section	Overall	1000m	800m	600m	400m	200m
Section Times	1:06.08 [9] (0:08.62)	0:57.46 [2] (0:10.54)	0:46.92 [3] (0:11.04)	0:35.88 [6] (0:11.45)	0:24.43 [7] (0:11.49)	0:12.94 [8] (0:12.94)
Average Speed [km/h]	46.1	69.0	66.0	63.7	62.8	55.6
Top Speed [km/h]	66.8	69.8	68.3	66.1	64.7	60.9
Avg. Dist. to Rail [m]	7.8	3.7	2.5	2.0	1.7	2.2
Avg. Stride Freq. [Hz]	2.3	2.5	2.4	2.3	2.4	2.3
Avg. Stride Length [m]	5.5	7.6	7.6	7.5	7.4	6.9



- [] Ranking at each section and finish
- .-.- No data available at this section
- NA No data available



Horse/Jockey Name	Windshadow
Final Rank	10
Fastest Section Time (Section)	0:08.52 (Overall)
Top Speed [km/h] (Section)	69.8 (1000m)
Race State	Finished



Doomben QLD Professional

Race 4: SKY RACING Maiden Plate - 1110m

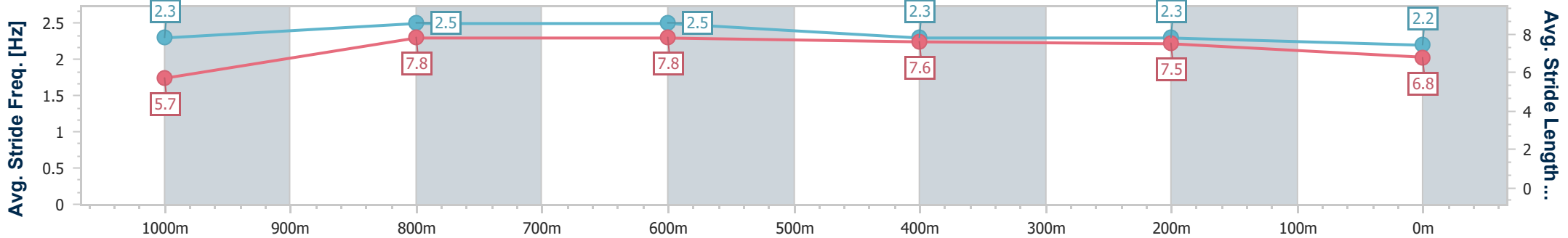
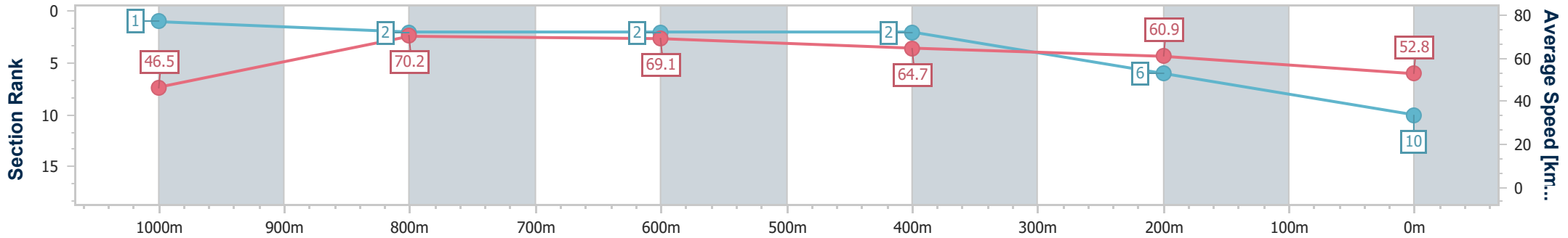
25 January 2023 - 14:27

Track Rating: Soft 6, Weather: Fine, Rail Position: +8.5 metres Entire Course.



BRISBANE RACING CLUB

Section	Overall	1000m	800m	600m	400m	200m
Section Times	1:06.40 [10] (0:08.52)	0:57.88 [1] (0:10.50)	0:47.38 [2] (0:10.71)	0:36.67 [2] (0:11.23)	0:25.44 [2] (0:11.81)	0:13.63 [6] (0:13.63)
Average Speed [km/h]	46.5	70.2	69.1	64.7	60.9	52.8
Top Speed [km/h]	68.3	69.8	69.8	66.8	62.4	58.8
Avg. Dist. to Rail [m]	10.5	7.6	5.3	1.7	0.4	0.8
Avg. Stride Freq. [Hz]	2.3	2.5	2.5	2.3	2.3	2.2
Avg. Stride Length [m]	5.7	7.8	7.8	7.6	7.5	6.8



- [] Ranking at each section and finish
- .-.- No data available at this section
- NA No data available



Horse/Jockey Name	Whatta Whitt
Final Rank	11
Fastest Section Time (Section)	0:08.68 (Overall)
Top Speed [km/h] (Section)	69.8 (1000m)
Race State	Finished



Doomben QLD Professional

Race 4: SKY RACING Maiden Plate - 1110m

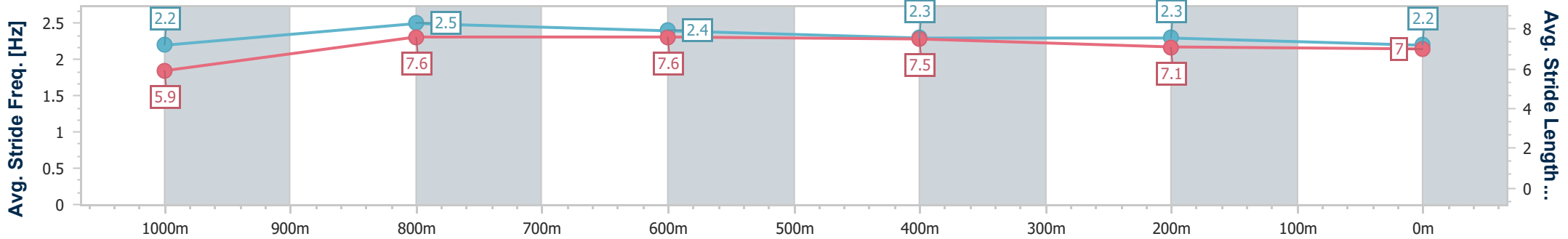
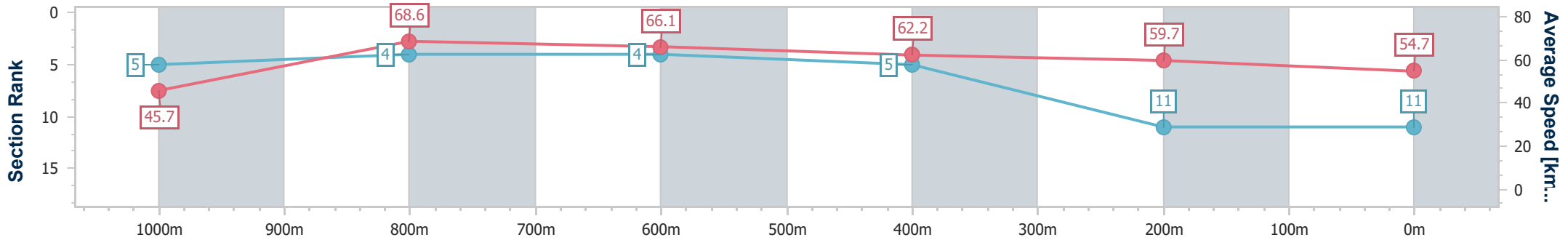
25 January 2023 - 14:27

Track Rating: Soft 6, Weather: Fine, Rail Position: +8.5 metres Entire Course.



BRISBANE RACING CLUB

Section	Overall	1000m	800m	600m	400m	200m
Section Times	1:06.73 [11] (0:08.68)	0:58.05 [5] (0:10.47)	0:47.58 [4] (0:10.86)	0:36.72 [4] (0:11.52)	0:25.20 [5] (0:12.03)	0:13.17 [11] (0:13.17)
Average Speed [km/h]	45.7	68.6	66.1	62.2	59.7	54.7
Top Speed [km/h]	67.1	69.8	68.1	65.6	62.0	58.0
Avg. Dist. to Rail [m]	0.9	0.4	0.8	0.7	1.4	0.2
Avg. Stride Freq. [Hz]	2.2	2.5	2.4	2.3	2.3	2.2
Avg. Stride Length [m]	5.9	7.6	7.6	7.5	7.1	7.0



- [] Ranking at each section and finish
- .-.- No data available at this section
- NA No data available



Horse/Jockey Name	Goodscot
Final Rank	12
Fastest Section Time (Section)	0:08.88 (Overall)
Top Speed [km/h] (Section)	69.0 (1000m)
Race State	Finished



Doomben QLD Professional

Race 4: SKY RACING Maiden Plate - 1110m

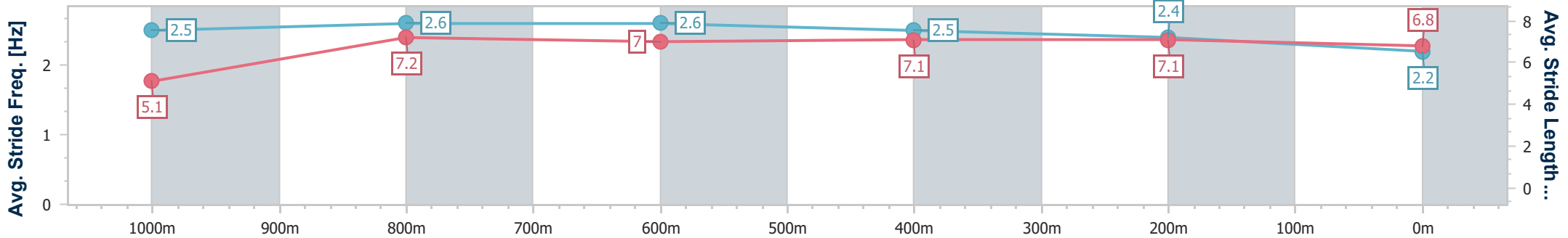
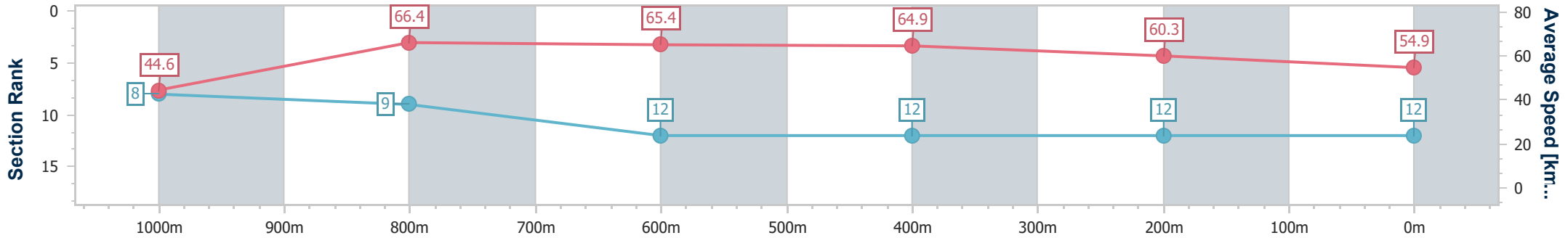
25 January 2023 - 14:27

Track Rating: Soft 6, Weather: Fine, Rail Position: +8.5 metres Entire Course.



BRISBANE RACING CLUB

Section	Overall	1000m	800m	600m	400m	200m
Section Times	1:06.93 [12] (0:08.88)	0:58.05 [8] (0:10.89)	0:47.16 [9] (0:11.05)	0:36.11 [12] (0:11.06)	0:25.05 [12] (0:11.91)	0:13.14 [12] (0:13.14)
Average Speed [km/h]	44.6	66.4	65.4	64.9	60.3	54.9
Top Speed [km/h]	62.4	69.0	67.5	67.9	61.9	59.2
Avg. Dist. to Rail [m]	5.0	1.9	0.7	1.0	1.1	2.0
Avg. Stride Freq. [Hz]	2.5	2.6	2.6	2.5	2.4	2.2
Avg. Stride Length [m]	5.1	7.2	7.0	7.1	7.1	6.8



- [] Ranking at each section and finish
- .-.- No data available at this section
- NA No data available