



Doomben QLD Professional

Race 8: LADBROKE IT! Class 6 Plate - 1350m



BRISBANE
RACING CLUB

21 January 2023 - 16:32

Track Rating: Good 3, Weather: Fine, Rail Position: +2.5m Entire Course

Section												Last 600m	
Field Times		Overall	1200m	1000m	800m	600m	400m						
		1:18.42 (0:11.12)	1:07.30 (0:10.99)	0:56.31 (0:11.17)	0:45.14 (0:11.44)	0:33.70 (0:11.26)	0:22.44 (0:10.96)						0:33.70
Rank	TAB Horse/Jockey	Barrier	Top Speed [km/h]	Fastest Section								Distance Travelled [m]	
1	3 ROCK AMORE Ryan Maloney	13	66.8 400m	0:10.96 1200m	1:18.42 [1] (0:11.18)	1:07.24 [2] (0:10.96)	0:56.28 [2] (0:11.21)	0:45.07 [2] (0:11.37)	0:33.70 [2] (0:11.26)	0:22.44 [1] (0:10.96)	0:33.70		
2	13 TILIANAM Angela Jones	2	67.1 400m	0:10.93 400m	1:18.50 [2] (0:11.28)	1:07.22 [3] (0:11.14)	0:56.08 [4] (0:11.15)	0:44.93 [4] (0:11.41)	0:33.52 [3] (0:11.27)	0:22.25 [3] (0:10.93)	0:33.52 +1		
3	9 ROGUE ROCKER Justin Huxtable	15	69.5 400m	0:10.66 400m	1:18.56 [3] (0:11.98)	1:06.58 [11] (0:11.30)	0:55.28 [11] (0:11.14)	0:44.14 [10] (0:11.29)	0:32.85 [10] (0:11.18)	0:21.67 [11] (0:10.66)	0:32.85 -1		
4	6 PETUNIA Kyle Wilson-Taylor	4	67.7 400m	0:10.78 400m	1:18.62 [4] (0:11.82)	1:06.80 [9] (0:11.13)	0:55.67 [8] (0:11.30)	0:44.37 [9] (0:11.30)	0:33.07 [9] (0:11.17)	0:21.90 [10] (0:10.78)	0:33.07 +3		
5	1 HILO Ryan Wiggins	6	66.8 1200m	0:11.01 400m	1:18.65 [5] (0:11.55)	1:07.10 [6] (0:11.13)	0:55.97 [7] (0:11.13)	0:44.84 [7] (0:11.39)	0:33.45 [7] (0:11.22)	0:22.23 [6] (0:11.01)	0:33.45 -1		
6	12 EURO BELLE Brodie Loy	7	67.5 1200m	0:10.93 400m	1:18.84 [6] (0:11.57)	1:07.27 [7] (0:11.07)	0:56.20 [6] (0:11.16)	0:45.04 [6] (0:11.34)	0:33.70 [6] (0:11.34)	0:22.36 [7] (0:10.93)	0:33.70 +4		
7	7 ALBURQ Boris Thornton	8	66.7 1200m	0:11.03 400m	1:19.05 [7] (0:11.34)	1:07.71 [4] (0:11.13)	0:56.58 [5] (0:11.20)	0:45.38 [5] (0:11.46)	0:33.92 [5] (0:11.26)	0:22.66 [5] (0:11.03)	0:33.92 -1		
8	5 OCEAN TREATY Ben Thompson	12	67.0 400m	0:10.98 400m	1:19.45 [8] (0:11.90)	1:07.55 [10] (0:11.34)	0:56.21 [10] (0:11.16)	0:45.05 [11] (0:11.29)	0:33.76 [11] (0:11.03)	0:22.73 [9] (0:10.98)	0:33.76 +2		
9	8 FIELD REGIMENT Les Tilley	11	66.7 1200m	0:10.99 1200m	1:19.86 [9] (0:11.12)	1:08.74 [1] (0:10.99)	0:57.75 [1] (0:11.17)	0:46.58 [1] (0:11.48)	0:35.10 [1] (0:11.30)	0:23.80 [2] (0:11.28)	0:35.10 -1		
10	10 THE CULLINAN Samantha Collett	1	67.3 400m	0:10.90 400m	1:19.88 [10] (0:11.61)	1:08.27 [8] (0:11.35)	0:56.92 [9] (0:11.18)	0:45.74 [8] (0:11.30)	0:34.44 [8] (0:11.18)	0:23.26 [8] (0:10.90)	0:34.44 -1		

Scratched: Magnus Bellagio (#2), Ventura Ocean (#4), Fleetwood Maca (#14), Wealthy Investor (#15)

Report Created: Sat 21 January 2023 17:03 GMT+1 (Note: Timing is based on position data)

Page 1/15

[] Ranking at each section and finish
 -:-:- No data available at this section
 NA No data available

SCN Saddle cloth number
 DNF Did not finish
 DNT Did not track

data processed by TRIPLES DATA



Doomben QLD Professional
Race 8: LADBROKE IT! Class 6 Plate - 1350m
21 January 2023 - 16:32



Track Rating: Good 3, Weather: Fine, Rail Position: +2.5m Entire Course

Section		Overall	1200m	1000m	800m	600m	400m	Last 600m
Field Times		1:18.42 (0:11.12)	1:07.30 (0:10.99)	0:56.31 (0:11.17)	0:45.14 (0:11.44)	0:33.70 (0:11.26)	0:22.44 (0:10.96)	0:33.70

Rank	TAB	Horse/Jockey	Barrier	Top Speed [km/h]	Fastest Section							Distance Travelled [m]	
11	11	CHATTY LADY	10	67.2	0:10.93	1:20.18 [11]	1:08.74 [5]	0:57.81 [3]	0:46.63 [3]	0:35.15 [4]	0:23.85 [4]	0:35.15	+2
		Justin Stanley		1200m	1200m	(0:11.44)	(0:10.93)	(0:11.18)	(0:11.48)	(0:11.30)	(0:11.39)		

Scratched: Magnus Bellagio (#2), Ventura Ocean (#4), Fleetwood Maca (#14), Wealthy Investor (#15)



Doomben QLD Professional
Race 8: LADBROKE IT! Class 6 Plate - 1350m
21 January 2023 - 16:32



Track Rating: Good 3, Weather: Fine, Rail Position: +2.5m Entire Course

Section				200m				Last 600m	
Field Times				0:11.48 (0:11.48)				0:33.70	
Rank	TAB	Horse/Jockey	Barrier	Top Speed [km/h]	Fastest Section	Margin			Distance Travelled [m]
1	3	ROCK AMORE Ryan Maloney	13	66.8 400m	0:10.96 1200m	0:11.48 [1] (0:11.48)	1:18.42		0:33.70
2	13	TILIANAM Angela Jones	2	67.1 400m	0:10.93 400m	0:11.32 [2] (0:11.32)	0.45L		0:33.52 +1
3	9	ROGUE ROCKER Justin Huxtable	15	69.5 400m	0:10.66 400m	0:11.01 [7] (0:11.01)	0.82L		0:32.85 -1
4	6	PETUNIA Kyle Wilson-Taylor	4	67.7 400m	0:10.78 400m	0:11.12 [9] (0:11.12)	1.19L		0:33.07 +3
5	1	HILO Ryan Wiggins	6	66.8 1200m	0:11.01 400m	0:11.22 [6] (0:11.22)	1.31L		0:33.45 -1
6	12	EURO BELLE Brodie Loy	7	67.5 1200m	0:10.93 400m	0:11.43 [5] (0:11.43)	2.47L		0:33.70 +4
7	7	ALBURQ Boris Thornton	8	66.7 1200m	0:11.03 400m	0:11.63 [4] (0:11.63)	3.71L		0:33.92 -1
8	5	OCEAN TREATY Ben Thompson	12	67.0 400m	0:10.98 400m	0:11.75 [11] (0:11.75)	6.03L		0:33.76 +2
9	8	FIELD REGIMENT Les Tilley	11	66.7 1200m	0:10.99 1200m	0:12.52 [3] (0:12.52)	8.44L		0:35.10 -1
10	10	THE CULLINAN Samantha Collett	1	67.3 400m	0:10.90 400m	0:12.36 [8] (0:12.36)	8.59L		0:34.44 -1

Scratched: Magnus Bellagio (#2), Ventura Ocean (#4), Fleetwood Maca (#14), Wealthy Investor (#15)

[] Ranking at each section and finish
 -:-:- No data available at this section
 NA No data available

SCN Saddle cloth number
 DNF Did not finish
 DNT Did not track



Doomben QLD Professional
Race 8: LADBROKE IT! Class 6 Plate - 1350m
21 January 2023 - 16:32



Track Rating: Good 3, Weather: Fine, Rail Position: +2.5m Entire Course

Section		200m		Last 600m		
Field Times		0:11.48 (0:11.48)		0:33.70		
Rank	TAB Horse/Jockey	Barrier	Top Speed [km/h]	Fastest Section	Margin	Distance Travelled [m]
11	11 CHATTY LADY	10	67.2	0:10.93	0:12.46 [10]	10.34L
	Justin Stanley		1200m	1200m	(0:12.46)	
						0:35.15 +2

Scratched: Magnus Bellagio (#2), Ventura Ocean (#4), Fleetwood Maca (#14), Wealthy Investor (#15)

[] Ranking at each section and finish
 -:-:- No data available at this section
 NA No data available

SCN Saddle cloth number
 DNF Did not finish
 DNT Did not track



Horse/Jockey Name	Rock Amore
Final Rank	1
Fastest Section Time (Section)	0:10.96 (1200m)
Top Speed [km/h] (Section)	66.8 (400m)
Race State	Finished



Doomben QLD Professional

Race 8: LADBROKE IT! Class 6 Plate - 1350m

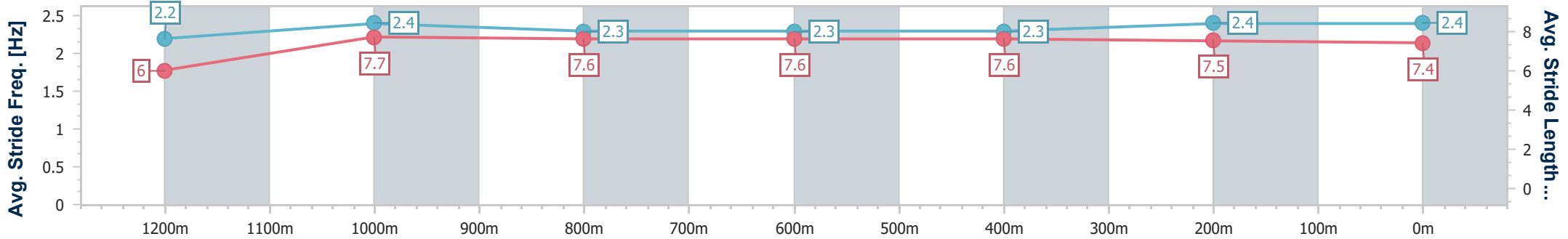
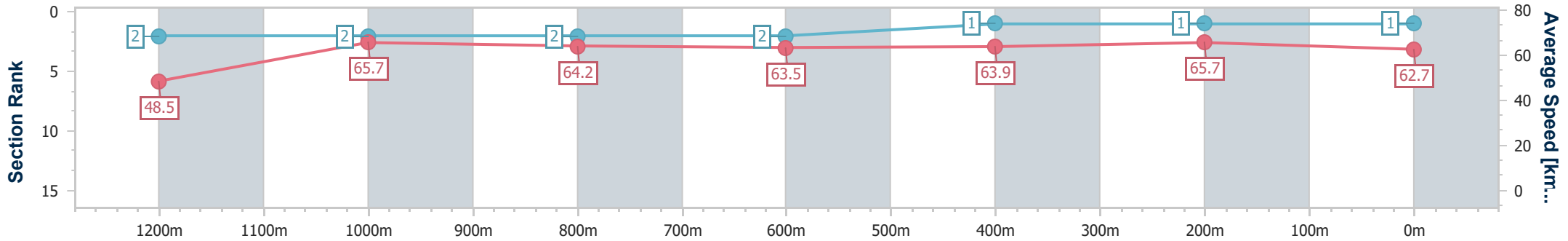
21 January 2023 - 16:32

Track Rating: Good 3, Weather: Fine, Rail Position: +2.5m Entire Course



BRISBANE RACING CLUB

Section	Overall	1200m	1000m	800m	600m	400m	200m
Section Times	1:18.42 [1] (0:11.18)	1:07.24 [2] (0:10.96)	0:56.28 [2] (0:11.21)	0:45.07 [2] (0:11.37)	0:33.70 [2] (0:11.26)	0:22.44 [1] (0:10.96)	0:11.48 [1] (0:11.48)
Average Speed [km/h]	48.5	65.7	64.2	63.5	63.9	65.7	62.7
Top Speed [km/h]	64.7	66.6	65.8	64.9	64.8	66.8	66.2
Avg. Dist. to Rail [m]	9.6	1.4	0.4	0.3	0.2	1.0	0.1
Avg. Stride Freq. [Hz]	2.2	2.4	2.3	2.3	2.3	2.4	2.4
Avg. Stride Length [m]	6.0	7.7	7.6	7.6	7.6	7.5	7.4



- [] Ranking at each section and finish
- .-.- No data available at this section
- NA No data available



Horse/Jockey Name	Tilianam
Final Rank	2
Fastest Section Time (Section)	0:10.93 (400m)
Top Speed [km/h] (Section)	67.1 (400m)
Race State	Finished



Doomben QLD Professional

Race 8: LADBROKE IT! Class 6 Plate - 1350m

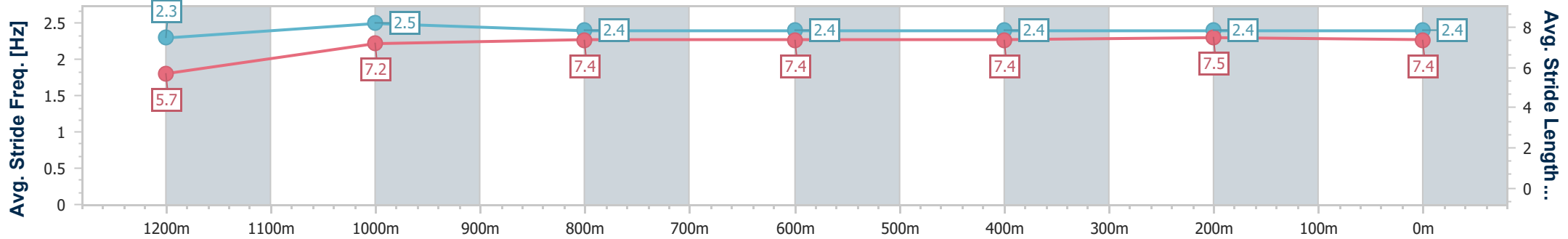
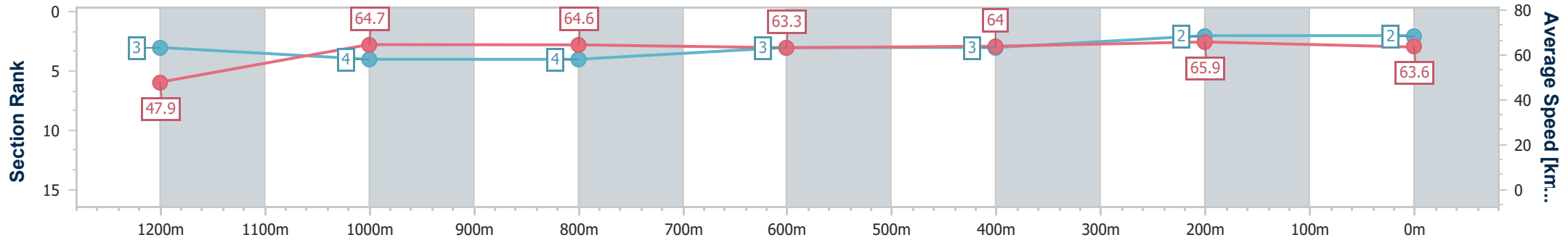
21 January 2023 - 16:32

Track Rating: Good 3, Weather: Fine, Rail Position: +2.5m Entire Course



BRISBANE RACING CLUB

Section	Overall	1200m	1000m	800m	600m	400m	200m
Section Times	1:18.50 [2] (0:11.28)	1:07.22 [3] (0:11.14)	0:56.08 [4] (0:11.15)	0:44.93 [4] (0:11.41)	0:33.52 [3] (0:11.27)	0:22.25 [3] (0:10.93)	0:11.32 [2] (0:11.32)
Average Speed [km/h]	47.9	64.7	64.6	63.3	64.0	65.9	63.6
Top Speed [km/h]	63.2	66.1	66.9	65.0	65.4	67.1	66.3
Avg. Dist. to Rail [m]	3.6	0.7	0.5	0.6	0.3	2.7	3.4
Avg. Stride Freq. [Hz]	2.3	2.5	2.4	2.4	2.4	2.4	2.4
Avg. Stride Length [m]	5.7	7.2	7.4	7.4	7.4	7.5	7.4



- [] Ranking at each section and finish
- .-.- No data available at this section
- NA No data available



Horse/Jockey Name	Rogue Rocker
Final Rank	3
Fastest Section Time (Section)	0:10.66 (400m)
Top Speed [km/h] (Section)	69.5 (400m)
Race State	Finished



Doomben QLD Professional

Race 8: LADBROKE IT! Class 6 Plate - 1350m

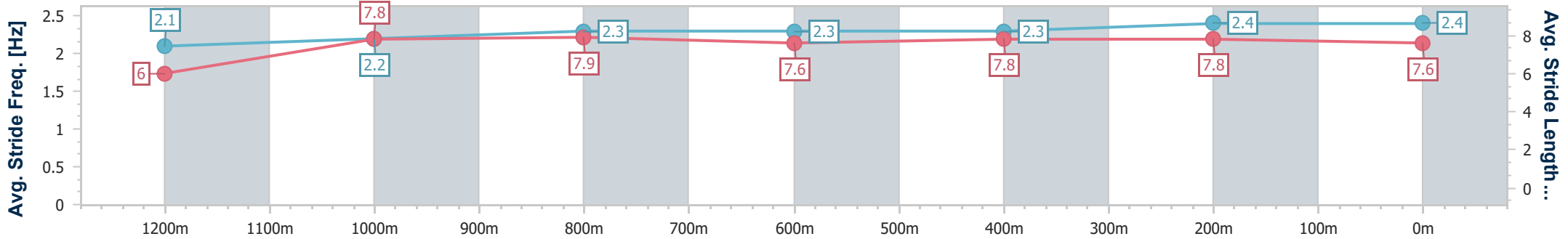
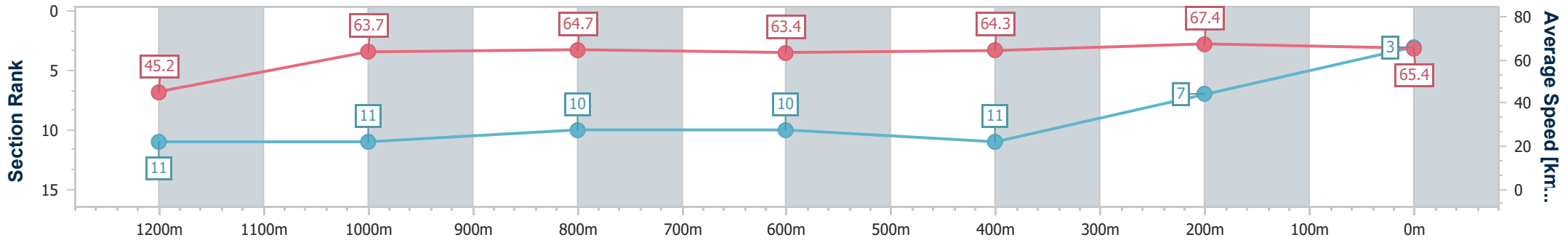
21 January 2023 - 16:32

Track Rating: Good 3, Weather: Fine, Rail Position: +2.5m Entire Course



BRISBANE RACING CLUB

Section	Overall	1200m	1000m	800m	600m	400m	200m
Section Times	1:18.56 [3] (0:11.98)	1:06.58 [11] (0:11.30)	0:55.28 [11] (0:11.14)	0:44.14 [10] (0:11.29)	0:32.85 [10] (0:11.18)	0:21.67 [11] (0:10.66)	0:11.01 [7] (0:11.01)
Average Speed [km/h]	45.2	63.7	64.7	63.4	64.3	67.4	65.4
Top Speed [km/h]	62.7	66.8	66.5	67.2	66.8	69.5	69.0
Avg. Dist. to Rail [m]	8.7	1.2	0.1	0.4	0.7	0.4	0.9
Avg. Stride Freq. [Hz]	2.1	2.2	2.3	2.3	2.3	2.4	2.4
Avg. Stride Length [m]	6.0	7.8	7.9	7.6	7.8	7.8	7.6



- [] Ranking at each section and finish
- .-.- No data available at this section
- NA No data available



Horse/Jockey Name	Petunia
Final Rank	4
Fastest Section Time (Section)	0:10.78 (400m)
Top Speed [km/h] (Section)	67.7 (400m)
Race State	Finished



Doomben QLD Professional

Race 8: LADBROKE IT! Class 6 Plate - 1350m

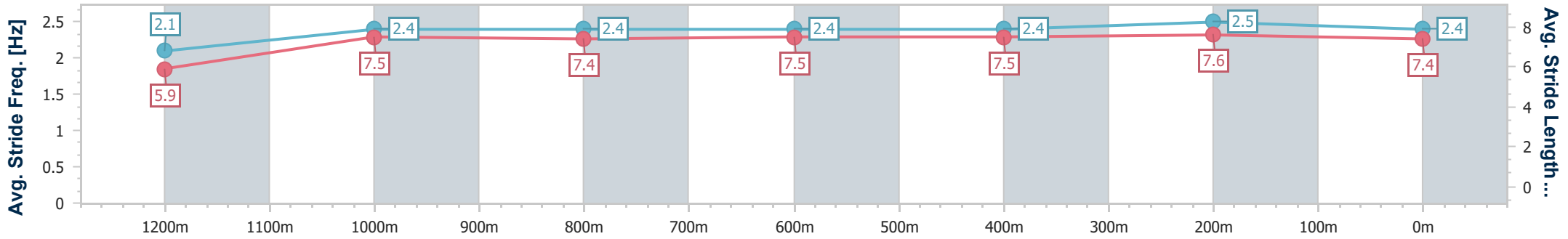
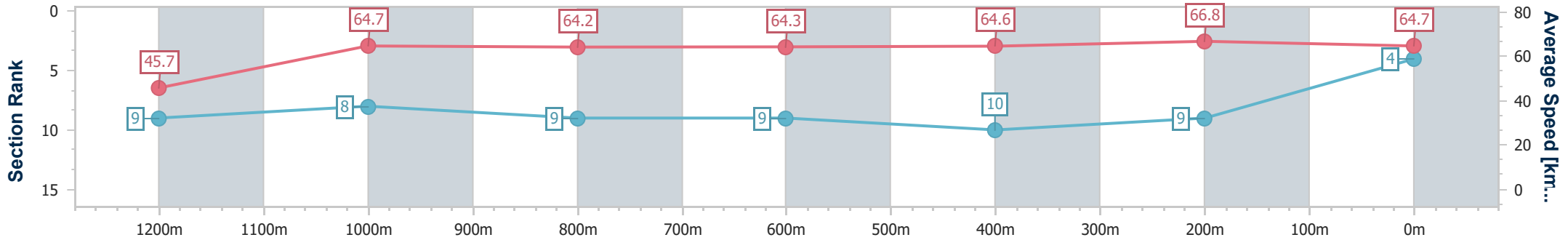
21 January 2023 - 16:32

Track Rating: Good 3, Weather: Fine, Rail Position: +2.5m Entire Course



BRISBANE RACING CLUB

Section	Overall	1200m	1000m	800m	600m	400m	200m
Section Times	1:18.62 [4] (0:11.82)	1:06.80 [9] (0:11.13)	0:55.67 [8] (0:11.30)	0:44.37 [9] (0:11.30)	0:33.07 [9] (0:11.17)	0:21.90 [10] (0:10.78)	0:11.12 [9] (0:11.12)
Average Speed [km/h]	45.7	64.7	64.2	64.3	64.6	66.8	64.7
Top Speed [km/h]	64.0	66.7	66.4	66.2	66.3	67.7	66.6
Avg. Dist. to Rail [m]	3.6	1.4	2.5	1.5	0.4	2.5	4.1
Avg. Stride Freq. [Hz]	2.1	2.4	2.4	2.4	2.4	2.5	2.4
Avg. Stride Length [m]	5.9	7.5	7.4	7.5	7.5	7.6	7.4



- [] Ranking at each section and finish
- .-.- No data available at this section
- NA No data available



Horse/Jockey Name	Hilo
Final Rank	5
Fastest Section Time (Section)	0:11.01 (400m)
Top Speed [km/h] (Section)	66.8 (1200m)
Race State	Finished



Doomben QLD Professional

Race 8: LADBROKE IT! Class 6 Plate - 1350m

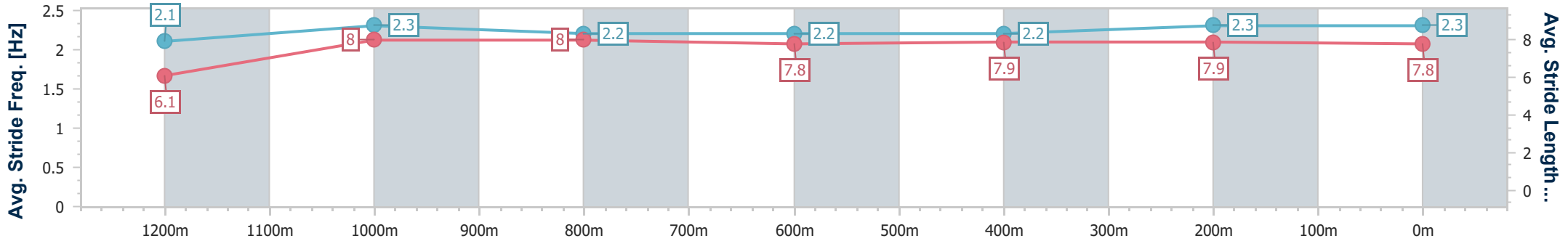
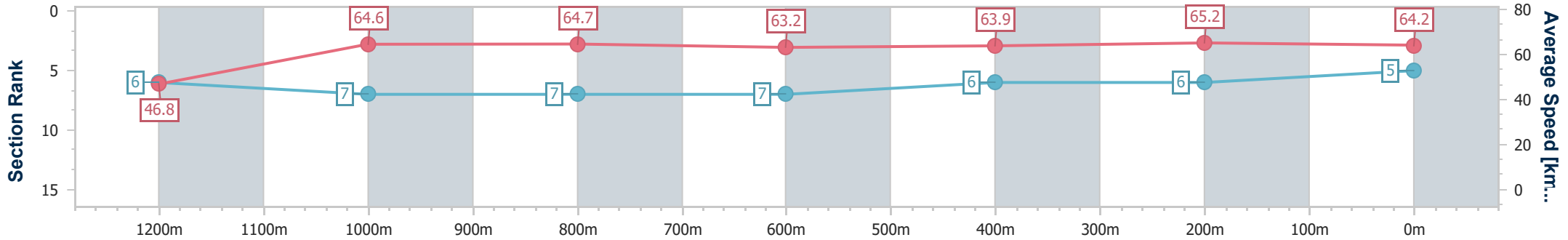
21 January 2023 - 16:32

Track Rating: Good 3, Weather: Fine, Rail Position: +2.5m Entire Course



BRISBANE RACING CLUB

Section	Overall	1200m	1000m	800m	600m	400m	200m
Section Times	1:18.65 [5] (0:11.55)	1:07.10 [6] (0:11.13)	0:55.97 [7] (0:11.13)	0:44.84 [7] (0:11.39)	0:33.45 [7] (0:11.22)	0:22.23 [6] (0:11.01)	0:11.22 [6] (0:11.22)
Average Speed [km/h]	46.8	64.6	64.7	63.2	63.9	65.2	64.2
Top Speed [km/h]	64.6	66.8	66.6	64.5	64.5	66.7	65.6
Avg. Dist. to Rail [m]	4.2	0.6	0.2	0.1	0.8	1.1	2.1
Avg. Stride Freq. [Hz]	2.1	2.3	2.2	2.2	2.2	2.3	2.3
Avg. Stride Length [m]	6.1	8.0	8.0	7.8	7.9	7.9	7.8



- [] Ranking at each section and finish
- .-.- No data available at this section
- NA No data available



Horse/Jockey Name	Euro Belle
Final Rank	6
Fastest Section Time (Section)	0:10.93 (400m)
Top Speed [km/h] (Section)	67.5 (1200m)
Race State	Finished



Doomben QLD Professional

Race 8: LADBROKE IT! Class 6 Plate - 1350m

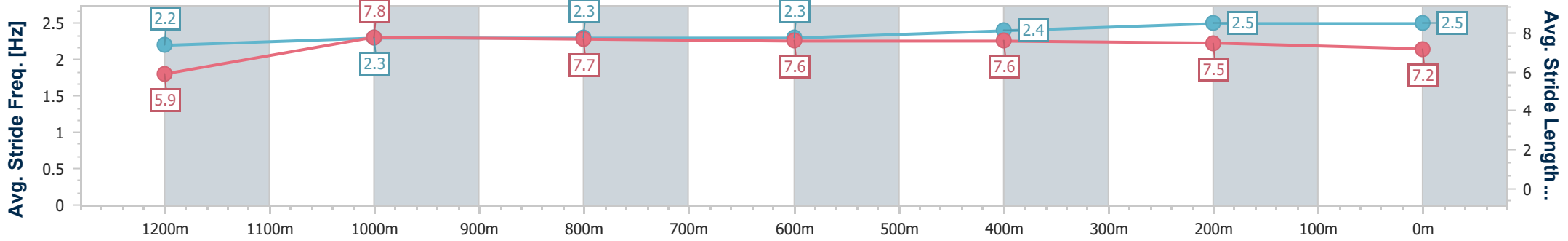
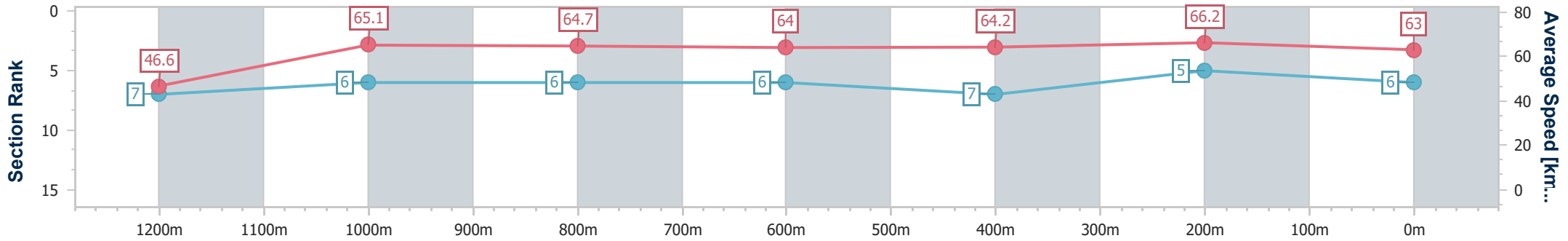
21 January 2023 - 16:32

Track Rating: Good 3, Weather: Fine, Rail Position: +2.5m Entire Course



BRISBANE RACING CLUB

Section	Overall	1200m	1000m	800m	600m	400m	200m
Section Times	1:18.84 [6] (0:11.57)	1:07.27 [7] (0:11.07)	0:56.20 [6] (0:11.16)	0:45.04 [6] (0:11.34)	0:33.70 [6] (0:11.34)	0:22.36 [7] (0:10.93)	0:11.43 [5] (0:11.43)
Average Speed [km/h]	46.6	65.1	64.7	64.0	64.2	66.2	63.0
Top Speed [km/h]	65.0	67.5	66.3	65.6	65.4	67.2	66.0
Avg. Dist. to Rail [m]	5.4	1.6	1.3	1.4	1.9	4.0	4.9
Avg. Stride Freq. [Hz]	2.2	2.3	2.3	2.3	2.4	2.5	2.5
Avg. Stride Length [m]	5.9	7.8	7.7	7.6	7.6	7.5	7.2



- [] Ranking at each section and finish
- .-.- No data available at this section
- NA No data available



Horse/Jockey Name	Alburq
Final Rank	7
Fastest Section Time (Section)	0:11.03 (400m)
Top Speed [km/h] (Section)	66.7 (1200m)
Race State	Finished



Doomben QLD Professional

Race 8: LADBROKE IT! Class 6 Plate - 1350m

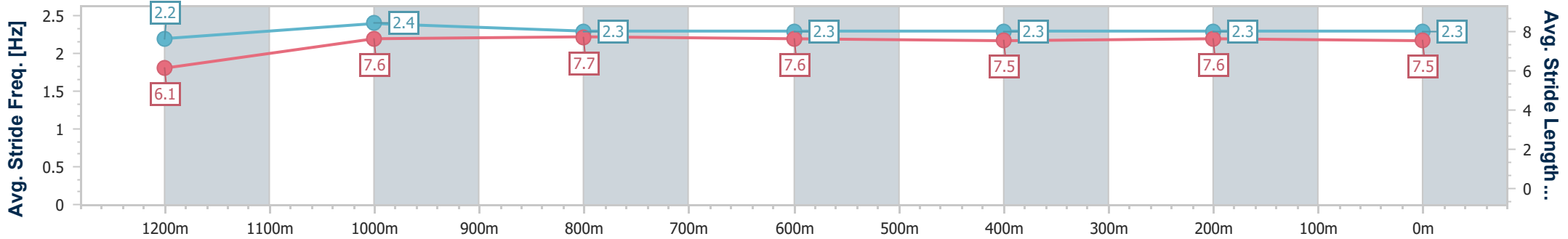
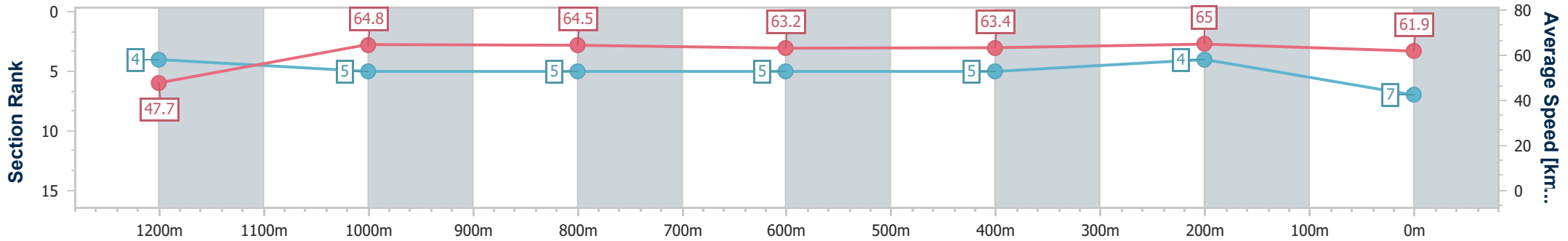
21 January 2023 - 16:32

Track Rating: Good 3, Weather: Fine, Rail Position: +2.5m Entire Course



BRISBANE RACING CLUB

Section	Overall	1200m	1000m	800m	600m	400m	200m
Section Times	1:19.05 [7] (0:11.34)	1:07.71 [4] (0:11.13)	0:56.58 [5] (0:11.20)	0:45.38 [5] (0:11.46)	0:33.92 [5] (0:11.26)	0:22.66 [5] (0:11.03)	0:11.63 [4] (0:11.63)
Average Speed [km/h]	47.7	64.8	64.5	63.2	63.4	65.0	61.9
Top Speed [km/h]	64.0	66.7	66.6	64.4	65.5	66.7	65.3
Avg. Dist. to Rail [m]	5.8	1.1	1.6	0.9	1.4	1.3	1.8
Avg. Stride Freq. [Hz]	2.2	2.4	2.3	2.3	2.3	2.3	2.3
Avg. Stride Length [m]	6.1	7.6	7.7	7.6	7.5	7.6	7.5



- [] Ranking at each section and finish
- .-.- No data available at this section
- NA No data available



Horse/Jockey Name	Ocean Treaty
Final Rank	8
Fastest Section Time (Section)	0:10.98 (400m)
Top Speed [km/h] (Section)	67.0 (400m)
Race State	Finished



Doomben QLD Professional

Race 8: LADBROKE IT! Class 6 Plate - 1350m

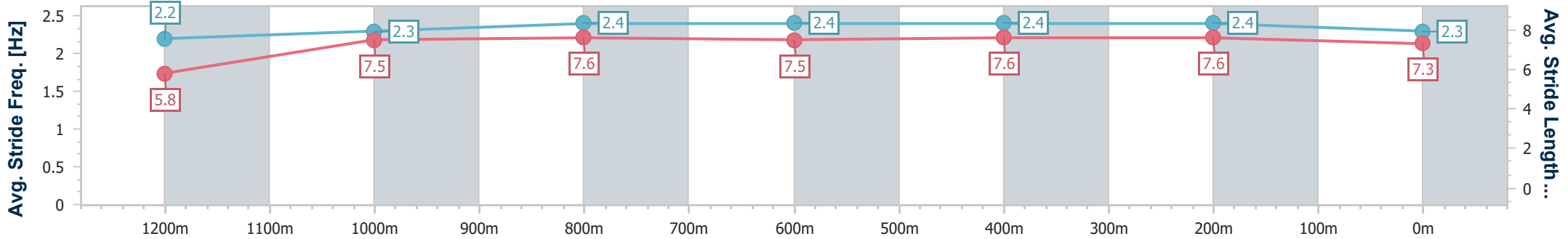
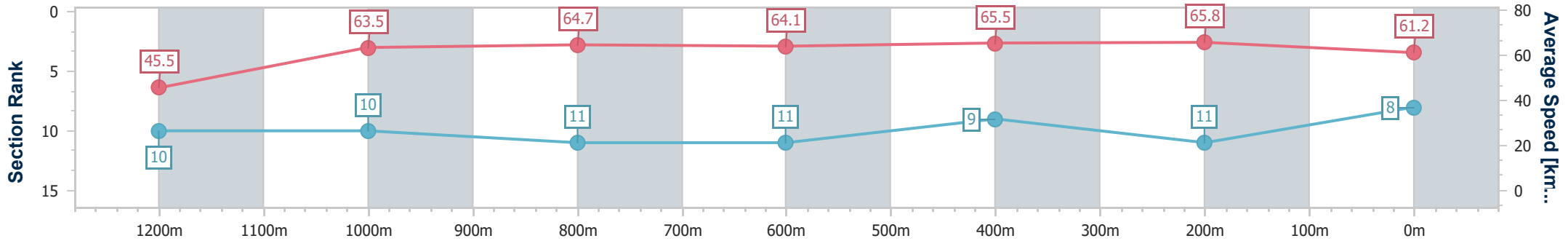
21 January 2023 - 16:32

Track Rating: Good 3, Weather: Fine, Rail Position: +2.5m Entire Course



BRISBANE RACING CLUB

Section	Overall	1200m	1000m	800m	600m	400m	200m
Section Times	1:19.45 [8] (0:11.90)	1:07.55 [10] (0:11.34)	0:56.21 [10] (0:11.16)	0:45.05 [11] (0:11.29)	0:33.76 [11] (0:11.03)	0:22.73 [9] (0:10.98)	0:11.75 [11] (0:11.75)
Average Speed [km/h]	45.5	63.5	64.7	64.1	65.5	65.8	61.2
Top Speed [km/h]	64.1	65.4	66.2	66.2	66.8	67.0	64.4
Avg. Dist. to Rail [m]	8.1	2.3	1.2	1.1	0.5	3.4	5.2
Avg. Stride Freq. [Hz]	2.2	2.3	2.4	2.4	2.4	2.4	2.3
Avg. Stride Length [m]	5.8	7.5	7.6	7.5	7.6	7.6	7.3



- [] Ranking at each section and finish
- .-.- No data available at this section
- NA No data available



Horse/Jockey Name	Field Regiment
Final Rank	9
Fastest Section Time (Section)	0:10.99 (1200m)
Top Speed [km/h] (Section)	66.7 (1200m)
Race State	Finished



Doomben QLD Professional

Race 8: LADBROKE IT! Class 6 Plate - 1350m

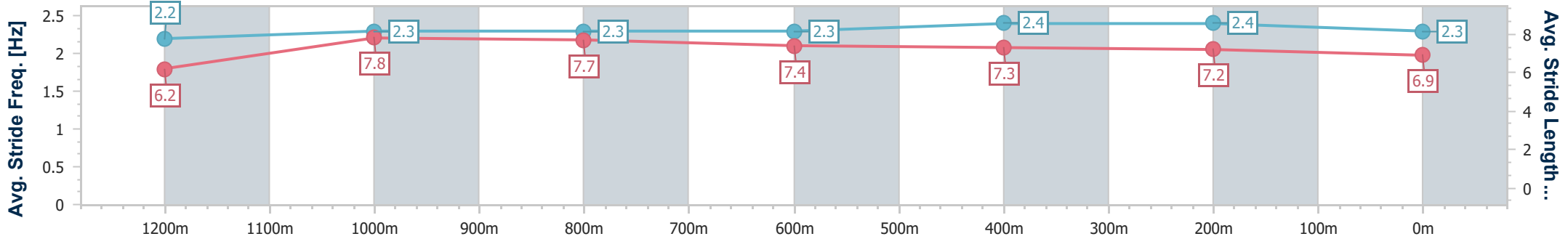
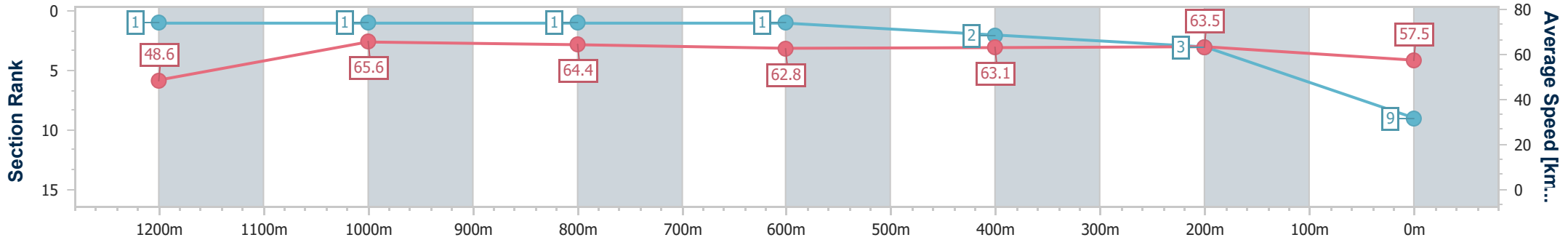
21 January 2023 - 16:32

Track Rating: Good 3, Weather: Fine, Rail Position: +2.5m Entire Course



BRISBANE RACING CLUB

Section	Overall	1200m	1000m	800m	600m	400m	200m
Section Times	1:19.86 [9] (0:11.12)	1:08.74 [1] (0:10.99)	0:57.75 [1] (0:11.17)	0:46.58 [1] (0:11.48)	0:35.10 [1] (0:11.30)	0:23.80 [2] (0:11.28)	0:12.52 [3] (0:12.52)
Average Speed [km/h]	48.6	65.6	64.4	62.8	63.1	63.5	57.5
Top Speed [km/h]	65.4	66.7	66.7	65.2	65.3	65.5	62.4
Avg. Dist. to Rail [m]	7.8	0.5	0.2	0.3	1.4	1.7	0.9
Avg. Stride Freq. [Hz]	2.2	2.3	2.3	2.3	2.4	2.4	2.3
Avg. Stride Length [m]	6.2	7.8	7.7	7.4	7.3	7.2	6.9



- [] Ranking at each section and finish
- .-.- No data available at this section
- NA No data available



Horse/Jockey Name	The Cullinan
Final Rank	10
Fastest Section Time (Section)	0:10.90 (400m)
Top Speed [km/h] (Section)	67.3 (400m)
Race State	Finished



Doomben QLD Professional

Race 8: LADBROKE IT! Class 6 Plate - 1350m

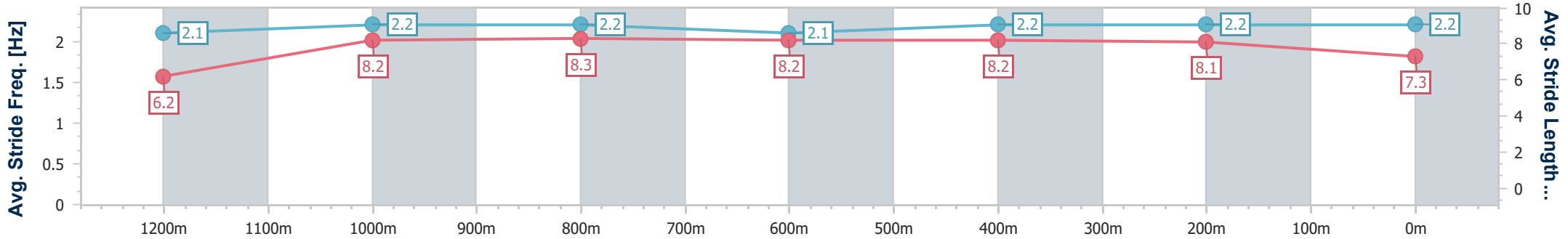
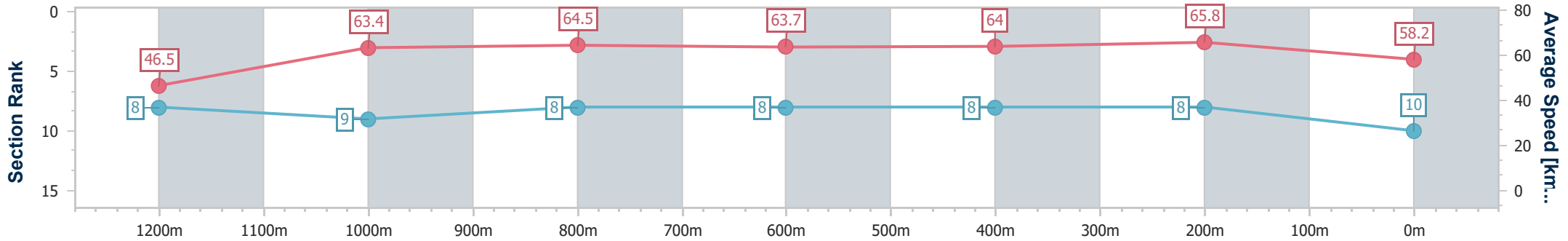
21 January 2023 - 16:32

Track Rating: Good 3, Weather: Fine, Rail Position: +2.5m Entire Course



BRISBANE RACING CLUB

Section	Overall	1200m	1000m	800m	600m	400m	200m
Section Times	1:19.88 [10] (0:11.61)	1:08.27 [8] (0:11.35)	0:56.92 [9] (0:11.18)	0:45.74 [8] (0:11.30)	0:34.44 [8] (0:11.18)	0:23.26 [8] (0:10.90)	0:12.36 [8] (0:12.36)
Average Speed [km/h]	46.5	63.4	64.5	63.7	64.0	65.8	58.2
Top Speed [km/h]	63.6	65.1	65.7	65.4	65.0	67.3	65.5
Avg. Dist. to Rail [m]	2.6	0.3	0.2	0.2	1.0	1.7	1.7
Avg. Stride Freq. [Hz]	2.1	2.2	2.2	2.1	2.2	2.2	2.2
Avg. Stride Length [m]	6.2	8.2	8.3	8.2	8.2	8.1	7.3



- [] Ranking at each section and finish
- .-.- No data available at this section
- NA No data available



Horse/Jockey Name	Chatty Lady
Final Rank	11
Fastest Section Time (Section)	0:10.93 (1200m)
Top Speed [km/h] (Section)	67.2 (1200m)
Race State	Finished



Doomben QLD Professional

Race 8: LADBROKE IT! Class 6 Plate - 1350m

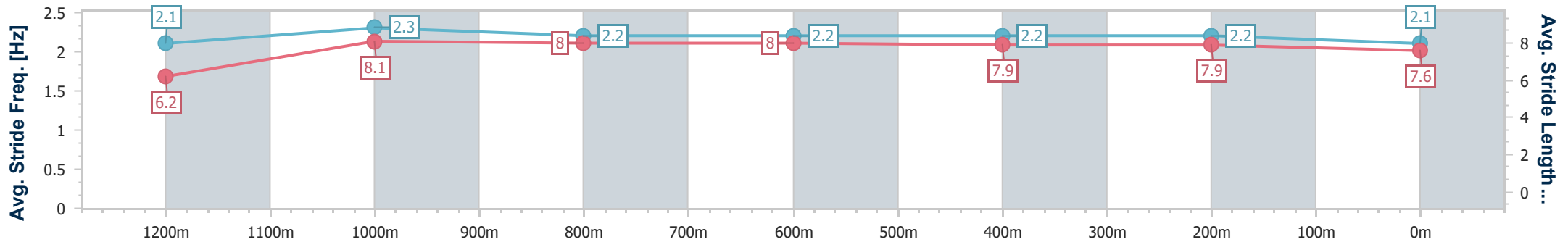
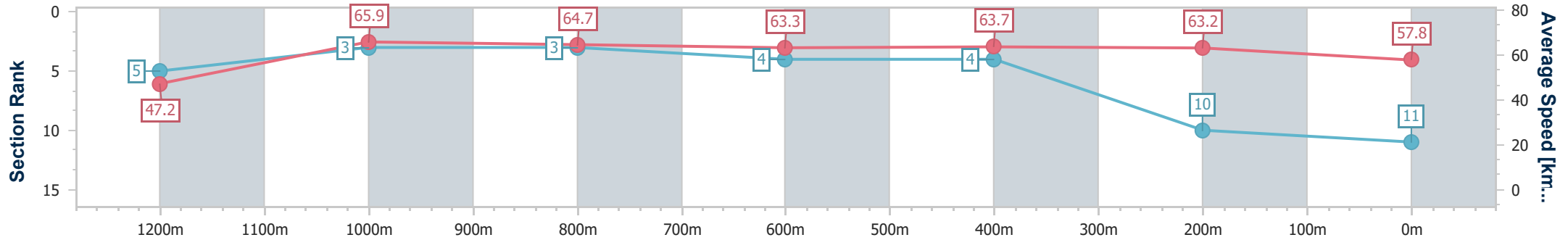
21 January 2023 - 16:32

Track Rating: Good 3, Weather: Fine, Rail Position: +2.5m Entire Course



BRISBANE RACING CLUB

Section	Overall	1200m	1000m	800m	600m	400m	200m
Section Times	1:20.18 [11] (0:11.44)	1:08.74 [5] (0:10.93)	0:57.81 [3] (0:11.18)	0:46.63 [3] (0:11.48)	0:35.15 [4] (0:11.30)	0:23.85 [4] (0:11.39)	0:12.46 [10] (0:12.46)
Average Speed [km/h]	47.2	65.9	64.7	63.3	63.7	63.2	57.8
Top Speed [km/h]	66.0	67.2	65.9	64.1	64.2	64.1	61.8
Avg. Dist. to Rail [m]	7.2	2.4	2.3	1.4	0.2	2.4	2.6
Avg. Stride Freq. [Hz]	2.1	2.3	2.2	2.2	2.2	2.2	2.1
Avg. Stride Length [m]	6.2	8.1	8.0	8.0	7.9	7.9	7.6



- [] Ranking at each section and finish
- .-.- No data available at this section
- NA No data available