



Doomben QLD Professional

Race 6: GIRLS DAY OUT 4 MARCH BENCHMARK 90 Handicap - 1615m

21 January 2023 - 15:12



BRISBANE
RACING CLUB

Track Rating: Good 3, Weather: Fine, Rail Position: +2.5m Entire Course

Section		Overall	1400m	1200m	1000m	800m	600m	400m	Last 600m				
Field Times		1:35.69 (0:14.93)	1:20.76 (0:11.34)	1:09.42 (0:11.68)	0:57.74 (0:11.77)	0:45.97 (0:11.88)	0:34.09 (0:11.49)	0:22.60 (0:11.16)	0:34.09				
Rank	TAB Horse/Jockey	Barrier	Top Speed [km/h]	Fastest Section									Distance Travelled [m]
1	14 LOVELY ESTEEM Samantha Collett	9	67.7 400m	0:10.85 400m	1:35.69 [1] (0:15.02)	1:20.67 [4] (0:11.41)	1:09.26 [3] (0:11.85)	0:57.41 [5] (0:12.01)	0:45.40 [6] (0:12.11)	0:33.29 [7] (0:11.26)	0:22.03 [7] (0:10.85)	0:33.29	
2	13 TREVELYAN Melea Castle	3	66.7 400m	0:11.02 400m	1:35.75 [2] (0:15.12)	1:20.63 [6] (0:11.67)	1:08.96 [7] (0:11.64)	0:57.32 [7] (0:11.72)	0:45.60 [5] (0:11.94)	0:33.66 [4] (0:11.32)	0:22.34 [4] (0:11.02)	0:33.66	+0
3	5 INDISPENSABLE Ben Thompson	1	66.2 400m	0:11.05 400m	1:35.92 [3] (0:14.94)	1:20.98 [1] (0:11.53)	1:09.45 [4] (0:11.66)	0:57.79 [4] (0:11.69)	0:46.10 [3] (0:12.03)	0:34.07 [3] (0:11.39)	0:22.68 [2] (0:11.05)	0:34.07	-1
4	8 INDIAN DREAMER Andrew Mallyon	14	66.2 400m	0:11.16 400m	1:36.10 [4] (0:15.19)	1:20.91 [7] (0:11.40)	1:09.51 [5] (0:11.36)	0:58.15 [1] (0:11.77)	0:46.38 [1] (0:12.11)	0:34.27 [2] (0:11.46)	0:22.81 [3] (0:11.16)	0:34.27	+0
5	3 WAIRERE FALLS James Orman	5	69.1 400m	0:10.66 400m	1:36.17 [5] (0:15.39)	1:20.78 [8] (0:11.67)	1:09.11 [8] (0:11.82)	0:57.29 [9] (0:12.08)	0:45.21 [9] (0:12.15)	0:33.06 [9] (0:11.28)	0:21.78 [9] (0:10.66)	0:33.06	+0
6	12 ZOU DE MOON Jaden Lloyd	2	66.2 1400m	0:11.16 400m	1:36.20 [6] (0:14.93)	1:21.27 [2] (0:11.34)	1:09.93 [1] (0:11.71)	0:58.22 [2] (0:11.76)	0:46.46 [2] (0:11.86)	0:34.60 [1] (0:11.49)	0:23.11 [1] (0:11.16)	0:34.60	-1
7	2 PANCHE Ryan Maloney	4	66.3 400m	0:10.98 400m	1:36.20 [7] (0:15.03)	1:21.17 [5] (0:11.55)	1:09.62 [6] (0:11.78)	0:57.84 [6] (0:11.99)	0:45.85 [8] (0:12.13)	0:33.72 [8] (0:11.31)	0:22.41 [8] (0:10.98)	0:33.72	+0
8	1 MOHICAN HEIGHTS Brodie Loy	10	67.5 400m	0:10.82 400m	1:36.20 [8] (0:15.41)	1:20.79 [9] (0:11.61)	1:09.18 [9] (0:11.67)	0:57.51 [8] (0:11.80)	0:45.71 [7] (0:11.95)	0:33.76 [6] (0:11.34)	0:22.42 [6] (0:10.82)	0:33.76	+0
9	7 MONTENEGRO MAN Kyle Wilson-Taylor	13	65.9 1400m	0:11.22 400m	1:36.60 [9] (0:14.99)	1:21.61 [3] (0:11.35)	1:10.26 [2] (0:11.77)	0:58.49 [3] (0:11.94)	0:46.55 [4] (0:12.11)	0:34.44 [5] (0:11.47)	0:22.97 [5] (0:11.22)	0:34.44	+2
10	6 MUBARIZ Jim Byrne	6	65.6 400m	0:11.04 400m	1:36.98 [10] (0:15.56)	1:21.42 [10] (0:11.55)	1:09.87 [10] (0:11.76)	0:58.11 [10] (0:11.93)	0:46.18 [10] (0:12.07)	0:34.11 [10] (0:11.31)	0:22.80 [10] (0:11.04)	0:34.11	+0

Scratched: She's The Gift (#4), So Dapper (#9), Lasting Kiss (#10), Scarlet Tufty (#11), Montabot (#15)

[] Ranking at each section and finish
 -:-:- No data available at this section
 NA No data available

SCN Saddle cloth number
 DNF Did not finish
 DNT Did not track



Doomben QLD Professional

Race 6: GIRLS DAY OUT 4 MARCH BENCHMARK 90 Handicap - 1615m

21 January 2023 - 15:12



BRISBANE
RACING CLUB

Track Rating: Good 3, Weather: Fine, Rail Position: +2.5m Entire Course

Section				200m				Last 600m	
Field Times				0:11.44 (0:11.44)				0:34.09	
Rank	TAB	Horse/Jockey	Barrier	Top Speed [km/h]	Fastest Section	Margin			Distance Travelled [m]
1	14	LOVELY ESTEEM Samantha Collett	9	67.7 400m	0:10.85 400m	0:11.18 [6] (0:11.18)	1:35.70		0:33.29
2	13	TREVELYAN Melea Castle	3	66.7 400m	0:11.02 400m	0:11.32 [4] (0:11.32)	0.28L		0:33.66 +0
3	5	INDISPENSABLE Ben Thompson	1	66.2 400m	0:11.05 400m	0:11.63 [2] (0:11.63)	1.35L		0:34.07 -1
4	8	INDIAN DREAMER Andrew Mallyon	14	66.2 400m	0:11.16 400m	0:11.65 [3] (0:11.65)	2.42L		0:34.27 +0
5	3	WAIRERE FALLS James Orman	5	69.1 400m	0:10.66 400m	0:11.12 [7] (0:11.12)	2.82L		0:33.06 +0
6	12	ZOU DE MOON Jaden Lloyd	2	66.2 1400m	0:11.16 400m	0:11.95 [1] (0:11.95)	2.93L		0:34.60 -1
7	2	PANCHO Ryan Maloney	4	66.3 400m	0:10.98 400m	0:11.43 [9] (0:11.43)	2.97L		0:33.72 +0
8	1	MOHICAN HEIGHTS Brodie Loy	10	67.5 400m	0:10.82 400m	0:11.60 [5] (0:11.60)	3L		0:33.76 +0
9	7	MONTENEGRO MAN Kyle Wilson-Taylor	13	65.9 1400m	0:11.22 400m	0:11.75 [8] (0:11.75)	5.36L		0:34.44 +2
10	6	MUBARIZ Jim Byrne	6	65.6 400m	0:11.04 400m	0:11.76 [10] (0:11.76)	7.59L		0:34.11 +0

Scratched: She's The Gift (#4), So Dapper (#9), Lasting Kiss (#10), Scarlet Tufty (#11), Montabot (#15)

Report Created: Sat 21 January 2023 16:16 GMT+1 (Note: Timing is based on position data)

Page 2/12

[] Ranking at each section and finish
 -:-:- No data available at this section
 NA No data available

SCN Saddle cloth number
 DNF Did not finish
 DNT Did not track

data processed by  TRIPLESDATA



Horse/Jockey Name	Lovely Esteem
Final Rank	1
Fastest Section Time (Section)	0:10.85 (400m)
Top Speed [km/h] (Section)	67.7 (400m)
Race State	Finished



Doomben QLD Professional
Race 6: GIRLS DAY OUT 4 MARCH BENCHMARK 90 Handicap - 1615m

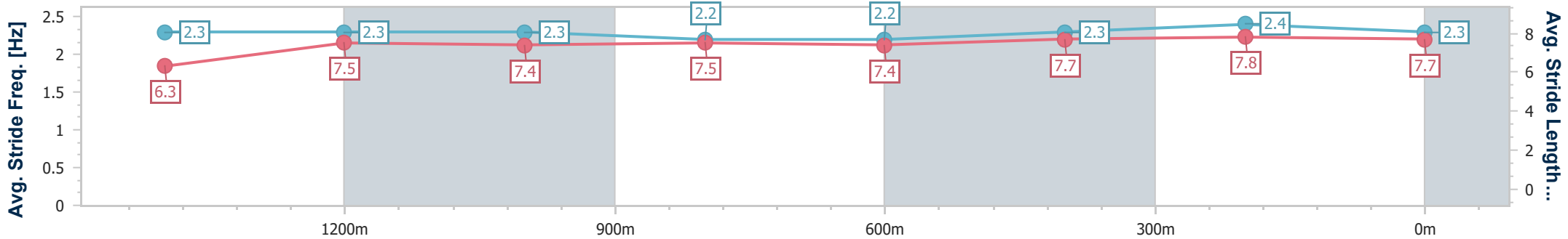
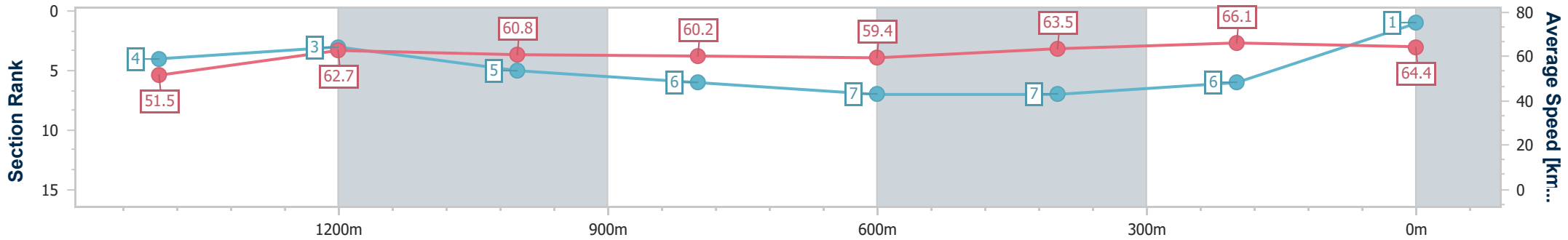


21 January 2023 - 15:12

Track Rating: Good 3, Weather: Fine, Rail Position: +2.5m Entire Course

BRISBANE RACING CLUB

Section	Overall	1400m	1200m	1000m	800m	600m	400m	200m						
Section Times	1:35.69 [1] (0:15.02)	1:20.67 [4] (0:11.41)	1:09.26 [3] (0:11.85)	0:57.41 [5] (0:12.01)	0:45.40 [6] (0:12.11)	0:33.29 [7] (0:11.26)	0:22.03 [7] (0:10.85)	0:11.18 [6] (0:11.18)						
Average Speed [km/h]	51.5	62.7	60.8	60.2	59.4	63.5	66.1	64.4						
Top Speed [km/h]	67.0	66.6	61.9	61.8	61.4	65.8	67.7	66.6						
Avg. Dist. to Rail [m]	3.0	0.6	1.4	1.7	0.4	1.0	1.1	2.0						
Avg. Stride Freq. [Hz]	2.3	2.3	2.3	2.2	2.2	2.3	2.4	2.3						
Avg. Stride Length [m]	6.3	7.5	7.4	7.5	7.4	7.7	7.8	7.7						



- [] Ranking at each section and finish
- .-.- No data available at this section
- NA No data available



Horse/Jockey Name	Trevelyan
Final Rank	2
Fastest Section Time (Section)	0:11.02 (400m)
Top Speed [km/h] (Section)	66.7 (400m)
Race State	Finished



Doomben QLD Professional
Race 6: GIRLS DAY OUT 4 MARCH BENCHMARK 90 Handicap - 1615m

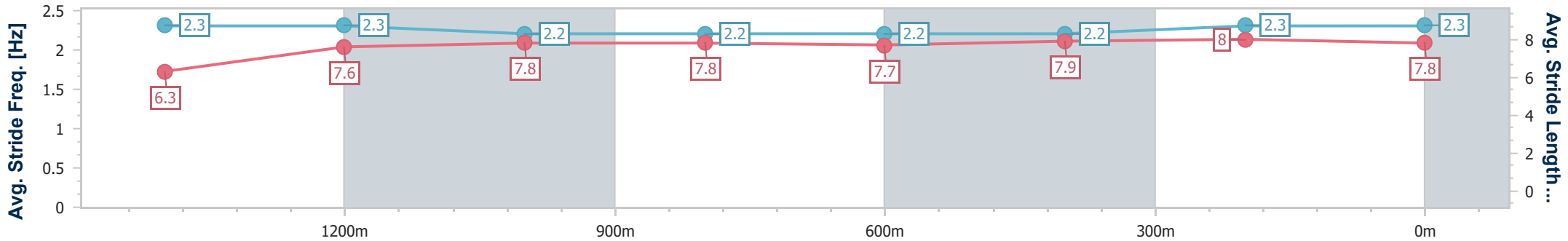
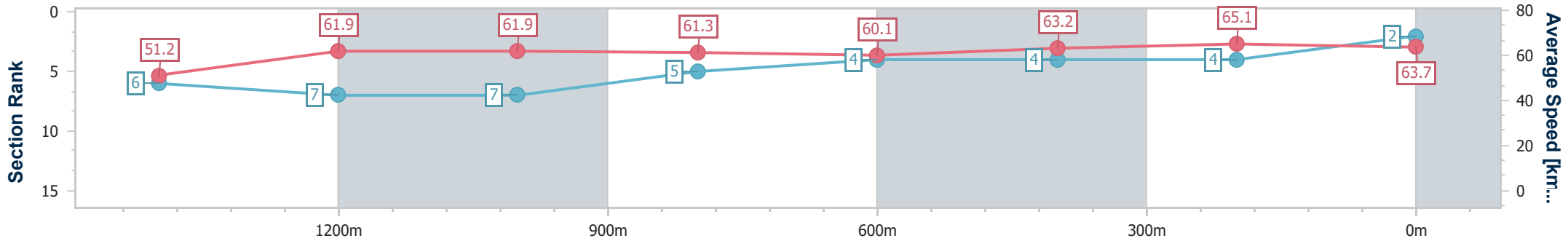


21 January 2023 - 15:12

Track Rating: Good 3, Weather: Fine, Rail Position: +2.5m Entire Course

BRISBANE RACING CLUB

Section	Overall	1400m	1200m	1000m	800m	600m	400m	200m						
Section Times	1:35.75 [2] (0:15.12)	1:20.63 [6] (0:11.67)	1:08.96 [7] (0:11.64)	0:57.32 [7] (0:11.72)	0:45.60 [5] (0:11.94)	0:33.66 [4] (0:11.32)	0:22.34 [4] (0:11.02)	0:11.32 [4] (0:11.32)						
Average Speed [km/h]	51.2	61.9	61.9	61.3	60.1	63.2	65.1	63.7						
Top Speed [km/h]	65.3	65.1	62.9	62.5	62.1	64.3	66.7	66.1						
Avg. Dist. to Rail [m]	1.7	0.4	0.7	0.2	0.6	1.2	1.5	2.4						
Avg. Stride Freq. [Hz]	2.3	2.3	2.2	2.2	2.2	2.2	2.3	2.3						
Avg. Stride Length [m]	6.3	7.6	7.8	7.8	7.7	7.9	8.0	7.8						



- [] Ranking at each section and finish
- .-.- No data available at this section
- NA No data available



Horse/Jockey Name	Indispensable
Final Rank	3
Fastest Section Time (Section)	0:11.05 (400m)
Top Speed [km/h] (Section)	66.2 (400m)
Race State	Finished

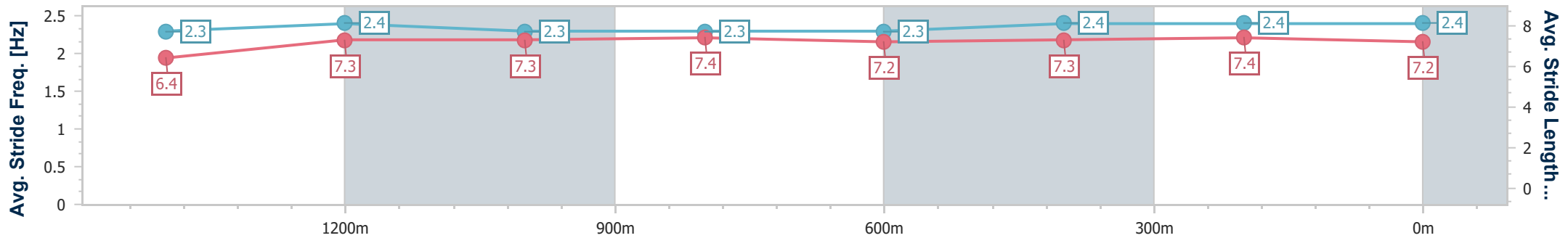
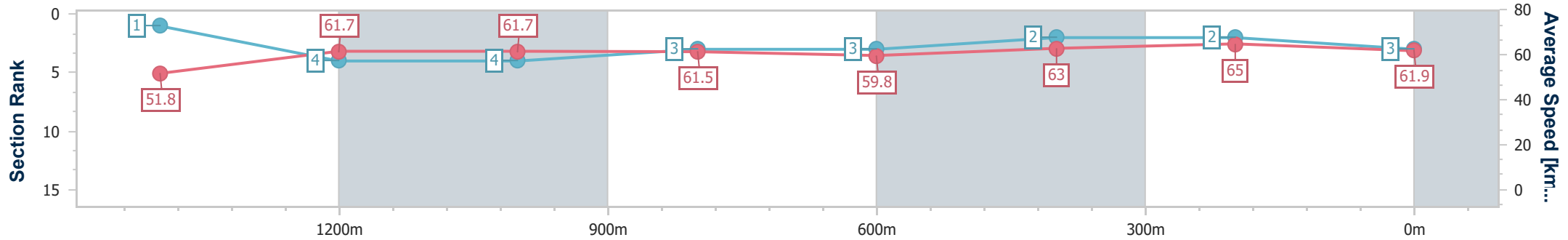


Doomben QLD Professional
Race 6: GIRLS DAY OUT 4 MARCH BENCHMARK 90 Handicap - 1615m
 21 January 2023 - 15:12
 Track Rating: Good 3, Weather: Fine, Rail Position: +2.5m Entire Course



BRISBANE
RACING CLUB

Section	Overall	1400m	1200m	1000m	800m	600m	400m	200m
Section Times	1:35.92 [3] (0:14.94)	1:20.98 [1] (0:11.53)	1:09.45 [4] (0:11.66)	0:57.79 [4] (0:11.69)	0:46.10 [3] (0:12.03)	0:34.07 [3] (0:11.39)	0:22.68 [2] (0:11.05)	0:11.63 [2] (0:11.63)
Average Speed [km/h]	51.8	61.7	61.7	61.5	59.8	63.0	65.0	61.9
Top Speed [km/h]	64.7	64.2	63.0	62.7	62.4	65.5	66.2	63.9
Avg. Dist. to Rail [m]	0.5	1.8	1.1	0.5	0.2	0.5	0.5	0.6
Avg. Stride Freq. [Hz]	2.3	2.4	2.3	2.3	2.3	2.4	2.4	2.4
Avg. Stride Length [m]	6.4	7.3	7.3	7.4	7.2	7.3	7.4	7.2



- [] Ranking at each section and finish
- .-.-.- No data available at this section
- NA No data available



Horse/Jockey Name	Indian Dreamer
Final Rank	4
Fastest Section Time (Section)	0:11.16 (400m)
Top Speed [km/h] (Section)	66.2 (400m)
Race State	Finished

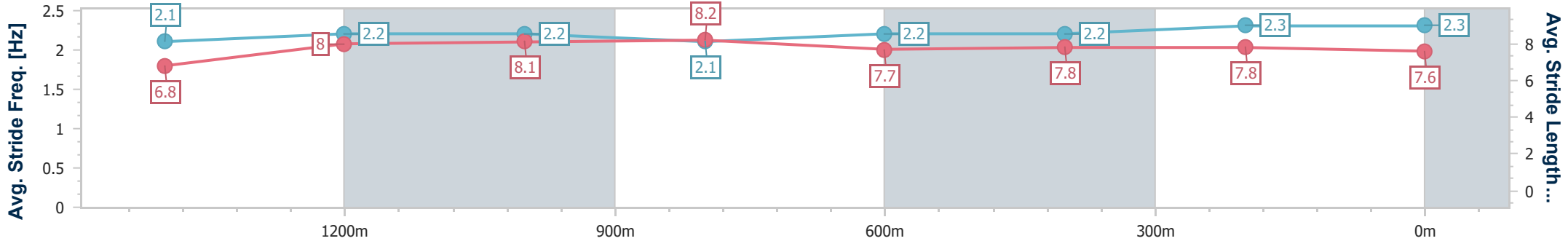
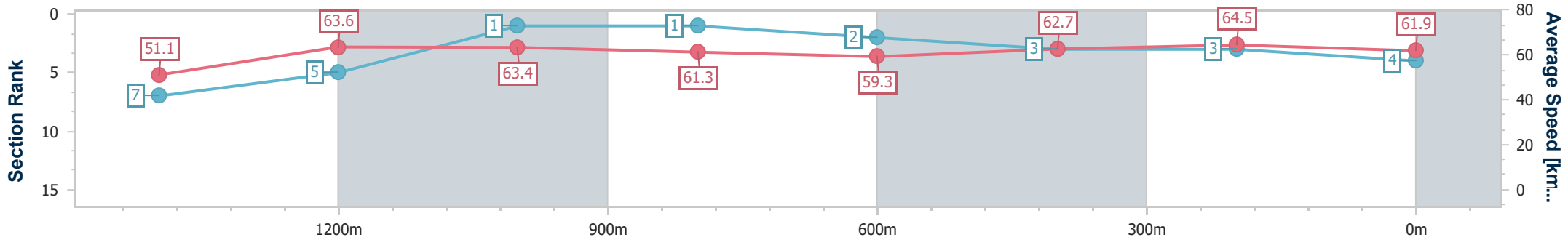


Doomben QLD Professional
Race 6: GIRLS DAY OUT 4 MARCH BENCHMARK 90 Handicap - 1615m
 21 January 2023 - 15:12
 Track Rating: Good 3, Weather: Fine, Rail Position: +2.5m Entire Course



BRISBANE
RACING CLUB

Section	Overall	1400m	1200m	1000m	800m	600m	400m	200m					
Section Times	1:36.10 [4] (0:15.19)	1:20.91 [7] (0:11.40)	1:09.51 [5] (0:11.36)	0:58.15 [1] (0:11.77)	0:46.38 [1] (0:12.11)	0:34.27 [2] (0:11.46)	0:22.81 [3] (0:11.16)	0:11.65 [3] (0:11.65)					
Average Speed [km/h]	51.1	63.6	63.4	61.3	59.3	62.7	64.5	61.9					
Top Speed [km/h]	65.5	64.9	64.2	62.8	62.6	64.2	66.2	64.5					
Avg. Dist. to Rail [m]	6.7	1.1	2.6	1.1	0.2	0.5	0.8	1.7					
Avg. Stride Freq. [Hz]	2.1	2.2	2.2	2.1	2.2	2.2	2.3	2.3					
Avg. Stride Length [m]	6.8	8.0	8.1	8.2	7.7	7.8	7.8	7.6					



- [] Ranking at each section and finish
- .-.- No data available at this section
- NA No data available



Horse/Jockey Name	Wairere Falls
Final Rank	5
Fastest Section Time (Section)	0:10.66 (400m)
Top Speed [km/h] (Section)	69.1 (400m)
Race State	Finished

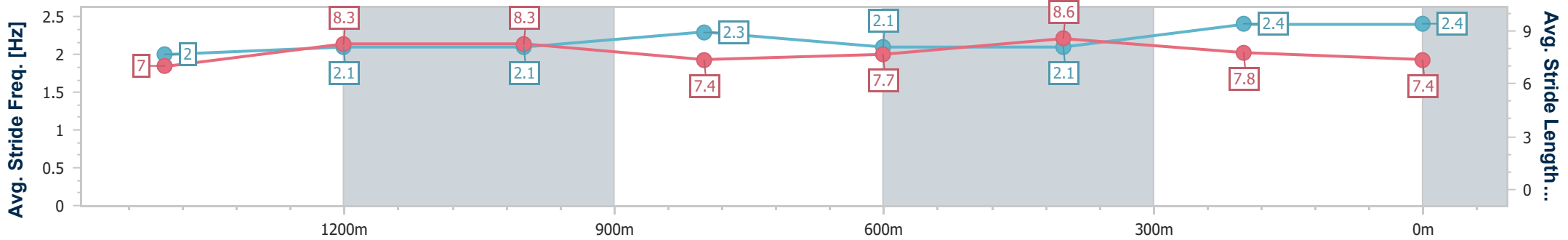
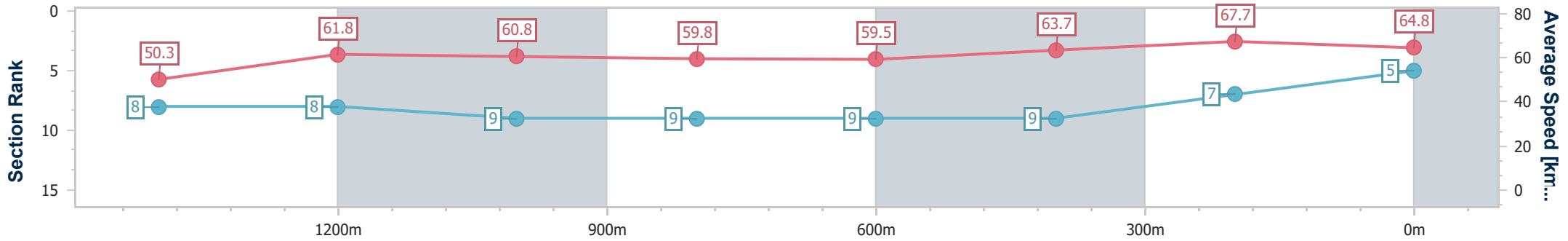


Doomben QLD Professional
Race 6: GIRLS DAY OUT 4 MARCH BENCHMARK 90 Handicap - 1615m
 21 January 2023 - 15:12
 Track Rating: Good 3, Weather: Fine, Rail Position: +2.5m Entire Course



BRISBANE
RACING CLUB

Section	Overall	1400m	1200m	1000m	800m	600m	400m	200m					
Section Times	1:36.17 [5] (0:15.39)	1:20.78 [8] (0:11.67)	1:09.11 [8] (0:11.82)	0:57.29 [9] (0:12.08)	0:45.21 [9] (0:12.15)	0:33.06 [9] (0:11.28)	0:21.78 [9] (0:10.66)	0:11.12 [7] (0:11.12)					
Average Speed [km/h]	50.3	61.8	60.8	59.8	59.5	63.7	67.7	64.8					
Top Speed [km/h]	64.2	64.7	61.9	61.4	62.3	66.4	69.1	68.9					
Avg. Dist. to Rail [m]	2.3	0.4	1.7	1.3	0.5	0.3	2.7	4.8					
Avg. Stride Freq. [Hz]	2.0	2.1	2.1	2.3	2.1	2.1	2.4	2.4					
Avg. Stride Length [m]	7.0	8.3	8.3	7.4	7.7	8.6	7.8	7.4					



- [] Ranking at each section and finish
- .-.- No data available at this section
- NA No data available



Horse/Jockey Name	Zou De Moon
Final Rank	6
Fastest Section Time (Section)	0:11.16 (400m)
Top Speed [km/h] (Section)	66.2 (1400m)
Race State	Finished



Doomben QLD Professional
Race 6: GIRLS DAY OUT 4 MARCH BENCHMARK 90 Handicap - 1615m

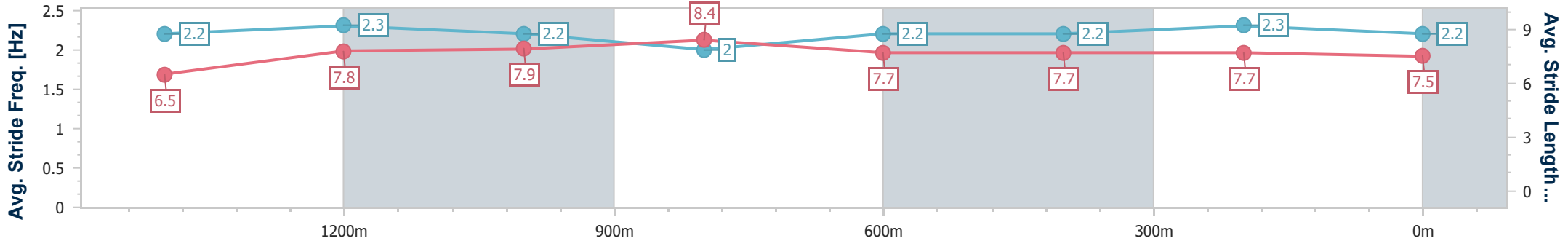
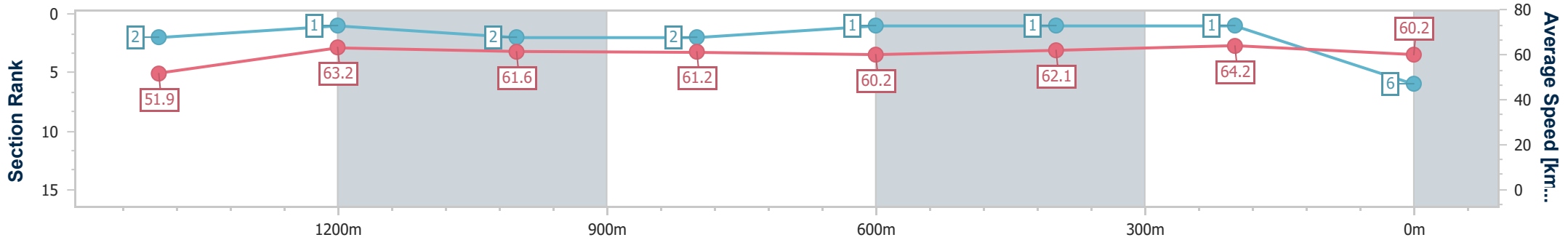


21 January 2023 - 15:12

Track Rating: Good 3, Weather: Fine, Rail Position: +2.5m Entire Course

BRISBANE RACING CLUB

Section	Overall	1400m	1200m	1000m	800m	600m	400m	200m						
Section Times	1:36.20 [6] (0:14.93)	1:21.27 [2] (0:11.34)	1:09.93 [1] (0:11.71)	0:58.22 [2] (0:11.76)	0:46.46 [2] (0:11.86)	0:34.60 [1] (0:11.49)	0:23.11 [1] (0:11.16)	0:11.95 [1] (0:11.95)						
Average Speed [km/h]	51.9	63.2	61.6	61.2	60.2	62.1	64.2	60.2						
Top Speed [km/h]	65.9	66.2	62.6	63.3	62.6	63.4	65.2	63.1						
Avg. Dist. to Rail [m]	1.9	0.7	0.5	0.2	1.4	1.5	2.1	1.6						
Avg. Stride Freq. [Hz]	2.2	2.3	2.2	2.0	2.2	2.2	2.3	2.2						
Avg. Stride Length [m]	6.5	7.8	7.9	8.4	7.7	7.7	7.7	7.5						



- [] Ranking at each section and finish
- .-.- No data available at this section
- NA No data available



Horse/Jockey Name	Pancho
Final Rank	7
Fastest Section Time (Section)	0:10.98 (400m)
Top Speed [km/h] (Section)	66.3 (400m)
Race State	Finished

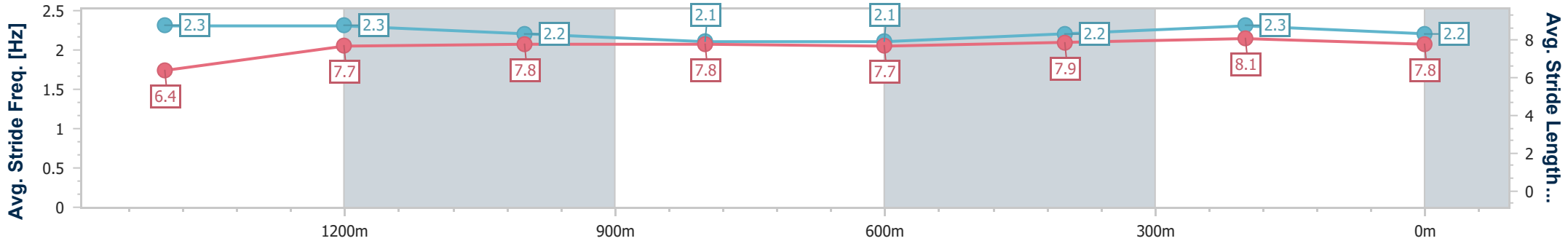
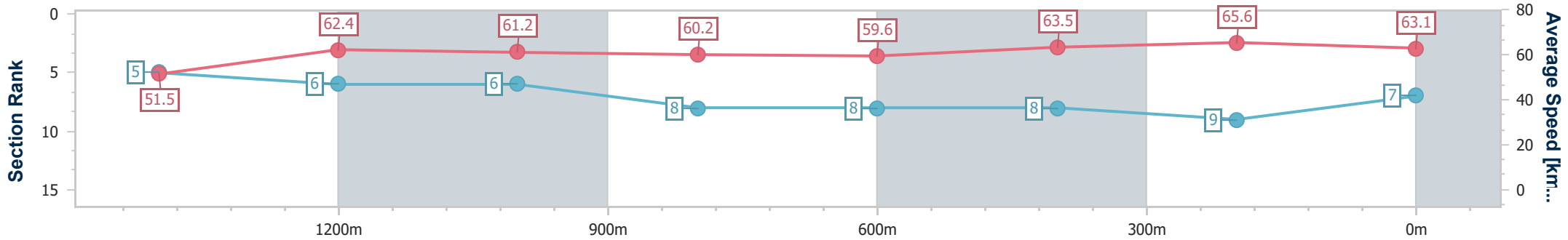


Doomben QLD Professional
Race 6: GIRLS DAY OUT 4 MARCH BENCHMARK 90 Handicap - 1615m
 21 January 2023 - 15:12
 Track Rating: Good 3, Weather: Fine, Rail Position: +2.5m Entire Course



BRISBANE
RACING CLUB

Section	Overall	1400m	1200m	1000m	800m	600m	400m	200m						
Section Times	1:36.20 [7] (0:15.03)	1:21.17 [5] (0:11.55)	1:09.62 [6] (0:11.78)	0:57.84 [6] (0:11.99)	0:45.85 [8] (0:12.13)	0:33.72 [8] (0:11.31)	0:22.41 [8] (0:10.98)	0:11.43 [9] (0:11.43)						
Average Speed [km/h]	51.5	62.4	61.2	60.2	59.6	63.5	65.6	63.1						
Top Speed [km/h]	65.4	65.5	61.4	61.2	60.9	66.3	66.3	65.4						
Avg. Dist. to Rail [m]	2.2	0.3	1.0	1.2	0.8	0.3	1.3	1.5						
Avg. Stride Freq. [Hz]	2.3	2.3	2.2	2.1	2.1	2.2	2.3	2.2						
Avg. Stride Length [m]	6.4	7.7	7.8	7.8	7.7	7.9	8.1	7.8						



- [] Ranking at each section and finish
- .-.- No data available at this section
- NA No data available



Horse/Jockey Name	Mohican Heights
Final Rank	8
Fastest Section Time (Section)	0:10.82 (400m)
Top Speed [km/h] (Section)	67.5 (400m)
Race State	Finished

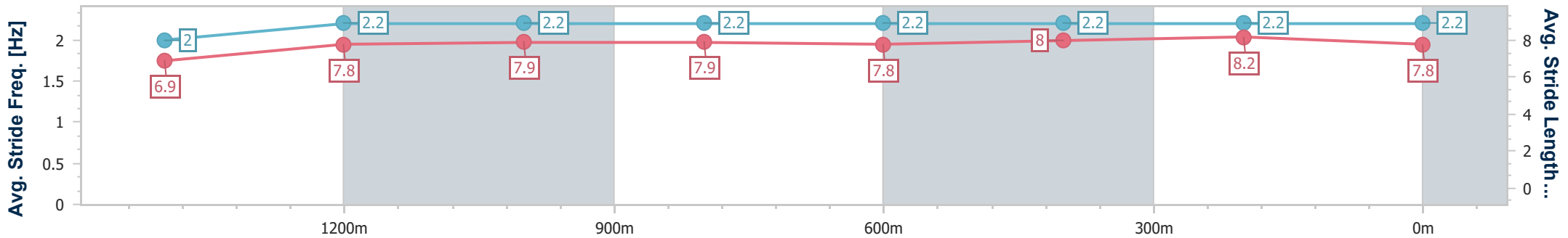
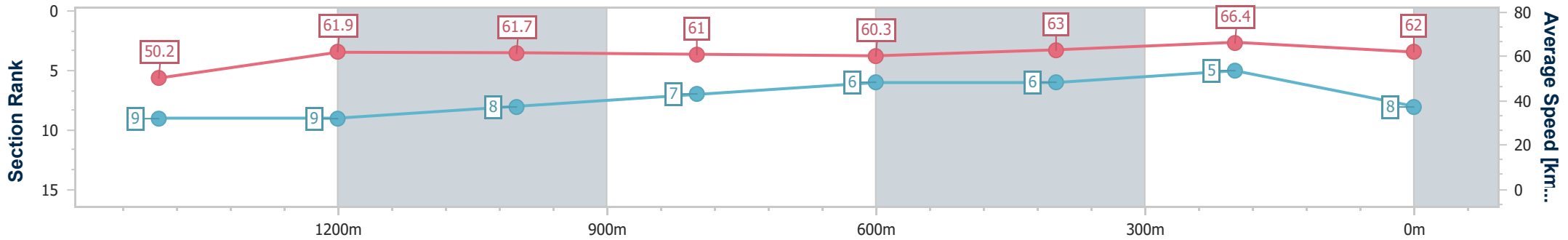


Doomben QLD Professional
Race 6: GIRLS DAY OUT 4 MARCH BENCHMARK 90 Handicap - 1615m
 21 January 2023 - 15:12
 Track Rating: Good 3, Weather: Fine, Rail Position: +2.5m Entire Course



BRISBANE
RACING CLUB

Section	Overall	1400m	1200m	1000m	800m	600m	400m	200m						
Section Times	1:36.20 [8] (0:15.41)	1:20.79 [9] (0:11.61)	1:09.18 [9] (0:11.67)	0:57.51 [8] (0:11.80)	0:45.71 [7] (0:11.95)	0:33.76 [6] (0:11.34)	0:22.42 [6] (0:10.82)	0:11.60 [5] (0:11.60)						
Average Speed [km/h]	50.2	61.9	61.7	61.0	60.3	63.0	66.4	62.0						
Top Speed [km/h]	64.5	64.0	62.9	61.7	61.9	64.5	67.5	65.2						
Avg. Dist. to Rail [m]	3.0	0.8	1.0	0.3	0.1	1.0	0.9	0.4						
Avg. Stride Freq. [Hz]	2.0	2.2	2.2	2.2	2.2	2.2	2.2	2.2						
Avg. Stride Length [m]	6.9	7.8	7.9	7.9	7.8	8.0	8.2	7.8						



- [] Ranking at each section and finish
- .-.- No data available at this section
- NA No data available



Horse/Jockey Name	Montenegro Man
Final Rank	9
Fastest Section Time (Section)	0:11.22 (400m)
Top Speed [km/h] (Section)	65.9 (1400m)
Race State	Finished

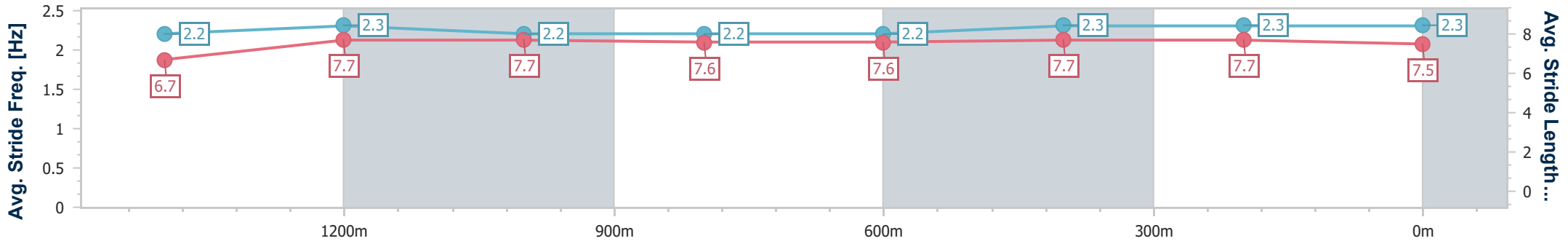
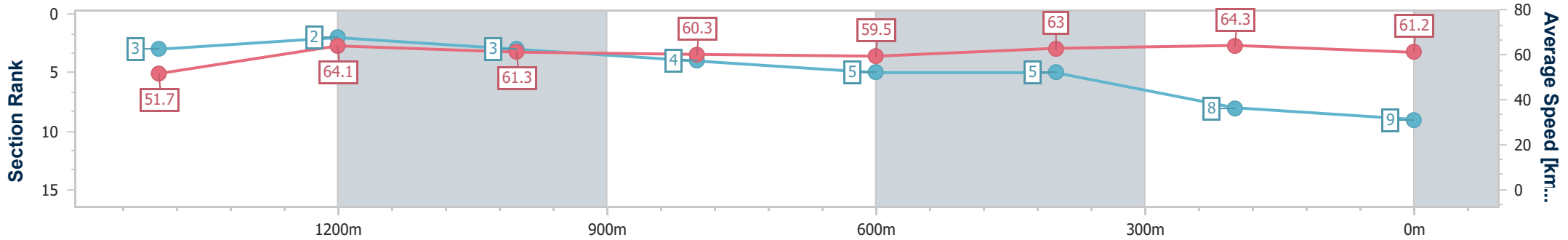


Doomben QLD Professional
Race 6: GIRLS DAY OUT 4 MARCH BENCHMARK 90 Handicap - 1615m
 21 January 2023 - 15:12
 Track Rating: Good 3, Weather: Fine, Rail Position: +2.5m Entire Course



BRISBANE
RACING CLUB

Section	Overall	1400m	1200m	1000m	800m	600m	400m	200m						
Section Times	1:36.60 [9] (0:14.99)	1:21.61 [3] (0:11.35)	1:10.26 [2] (0:11.77)	0:58.49 [3] (0:11.94)	0:46.55 [4] (0:12.11)	0:34.44 [5] (0:11.47)	0:22.97 [5] (0:11.22)	0:11.75 [8] (0:11.75)						
Average Speed [km/h]	51.7	64.1	61.3	60.3	59.5	63.0	64.3	61.2						
Top Speed [km/h]	65.6	65.9	62.2	62.7	61.8	65.2	65.6	64.6						
Avg. Dist. to Rail [m]	5.2	1.7	2.7	0.8	0.2	0.8	2.1	2.6						
Avg. Stride Freq. [Hz]	2.2	2.3	2.2	2.2	2.2	2.3	2.3	2.3						
Avg. Stride Length [m]	6.7	7.7	7.7	7.6	7.6	7.7	7.7	7.5						



- [] Ranking at each section and finish
- .-.- No data available at this section
- NA No data available



Horse/Jockey Name	Mubariz
Final Rank	10
Fastest Section Time (Section)	0:11.04 (400m)
Top Speed [km/h] (Section)	65.6 (400m)
Race State	Finished

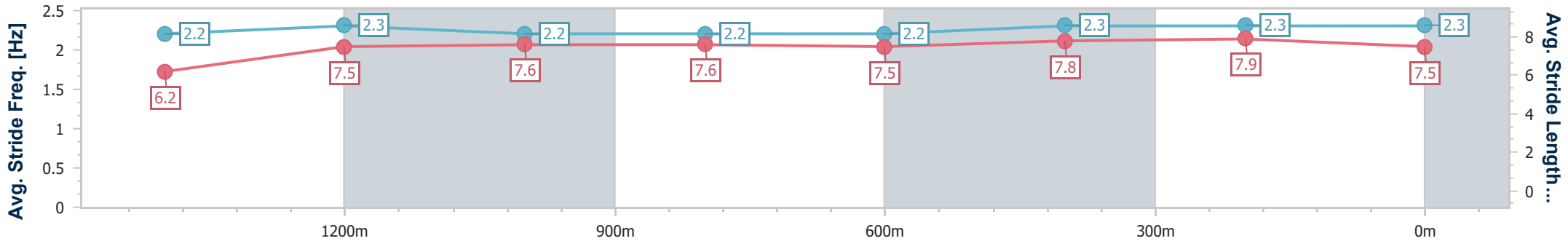
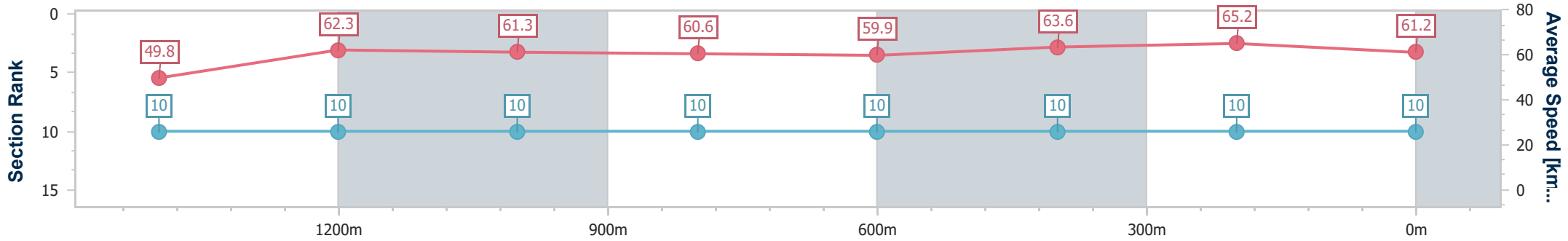


Doomben QLD Professional
Race 6: GIRLS DAY OUT 4 MARCH BENCHMARK 90 Handicap - 1615m
 21 January 2023 - 15:12
 Track Rating: Good 3, Weather: Fine, Rail Position: +2.5m Entire Course



BRISBANE
RACING CLUB

Section	Overall	1400m	1200m	1000m	800m	600m	400m	200m					
Section Times	1:36.98 [10] (0:15.56)	1:21.42 [10] (0:11.55)	1:09.87 [10] (0:11.76)	0:58.11 [10] (0:11.93)	0:46.18 [10] (0:12.07)	0:34.11 [10] (0:11.31)	0:22.80 [10] (0:11.04)	0:11.76 [10] (0:11.76)					
Average Speed [km/h]	49.8	62.3	61.3	60.6	59.9	63.6	65.2	61.2					
Top Speed [km/h]	63.5	64.3	61.6	61.6	62.1	64.6	65.6	64.5					
Avg. Dist. to Rail [m]	3.4	0.2	1.2	1.6	0.9	0.4	2.4	5.4					
Avg. Stride Freq. [Hz]	2.2	2.3	2.2	2.2	2.2	2.3	2.3	2.3					
Avg. Stride Length [m]	6.2	7.5	7.6	7.6	7.5	7.8	7.9	7.5					



- [] Ranking at each section and finish
- .-.- No data available at this section
- NA No data available