



Doomben QLD Professional

Race 2: SKY RACING QTIS 3YO Fillies BENCHMARK 72 Handicap - 1200m

21 January 2023 - 13:08



BRISBANE
RACING CLUB

Track Rating: Good 4, Weather: Fine, Rail Position: +2.5m Entire Course

Section		Overall	1000m	800m	600m	400m	200m	Last 600m					
Field Times		1:10.15 (0:13.44)	0:56.71 (0:10.86)	0:45.85 (0:11.53)	0:34.32 (0:11.63)	0:22.69 (0:11.05)	0:11.64 (0:11.64)	0:34.32					
Rank	TAB Horse/Jockey	Barrier	Top Speed [km/h]	Fastest Section								Margin	Distance Travelled [m]
1	2 TSARINA SOPHIA James Orman	5	70.2	0:10.68	1:10.15 [1] (0:14.00)	0:56.15 [5] (0:10.68)	0:45.47 [4] (0:11.45)	0:34.02 [4] (0:11.69)	0:22.33 [4] (0:10.94)	0:11.39 [4] (0:11.39)	1:10.15	0:34.02	
2	1 BURNISH GOLD Ben Thompson	4	68.8	0:10.68	1:10.25 [2] (0:13.70)	0:56.55 [3] (0:10.68)	0:45.87 [2] (0:11.48)	0:34.39 [2] (0:11.60)	0:22.79 [1] (0:11.05)	0:11.74 [1] (0:11.74)	0.59L	0:34.39	+1
3	3 CENTRE BOUNCE Brodie Loy	1	68.3	0:10.89	1:10.26 [3] (0:13.91)	0:56.35 [4] (0:10.89)	0:45.46 [5] (0:11.33)	0:34.13 [3] (0:11.53)	0:22.60 [2] (0:11.10)	0:11.50 [3] (0:11.50)	0.63L	0:34.13	+0
4	5 MINKS STAR Stephanie Thornton	7	68.4	0:10.86	1:10.44 [4] (0:13.44)	0:57.00 [1] (0:10.86)	0:46.14 [1] (0:11.53)	0:34.61 [1] (0:11.77)	0:22.84 [3] (0:11.00)	0:11.84 [2] (0:11.84)	1.67L	0:34.61	+6
5	6 ALFA LILY Kyle Wilson-Taylor	3	68.4	0:10.87	1:10.47 [5] (0:13.98)	0:56.49 [6] (0:10.87)	0:45.62 [6] (0:11.42)	0:34.20 [6] (0:11.59)	0:22.61 [6] (0:11.00)	0:11.61 [5] (0:11.61)	1.86L	0:34.20	+1
6	4 MENARI MAGIC Sean Cormack	2	68.4	0:10.73	1:10.54 [6] (0:14.34)	0:56.20 [7] (0:10.73)	0:45.47 [7] (0:11.28)	0:34.19 [7] (0:11.88)	0:22.31 [7] (0:10.95)	0:11.36 [7] (0:11.36)	2.26L	0:34.19	+5
7	8 DIRTY DANCING Angela Jones	6	68.0	0:10.84	1:10.79 [7] (0:13.70)	0:57.09 [2] (0:10.84)	0:46.25 [3] (0:11.53)	0:34.72 [5] (0:11.72)	0:23.00 [5] (0:11.27)	0:11.73 [6] (0:11.73)	3.73L	0:34.72	+3

Scratched: Six Sides (#7)

[] Ranking at each section and finish
 -:-:-:- No data available at this section
 NA No data available

SCN Saddle cloth number
 DNF Did not finish
 DNT Did not track



Horse/Jockey Name	Tsarina Sophia
Final Rank	1
Fastest Section Time (Section)	0:10.68 (1000m)
Top Speed [km/h] (Section)	70.2 (1000m)
Race State	Finished

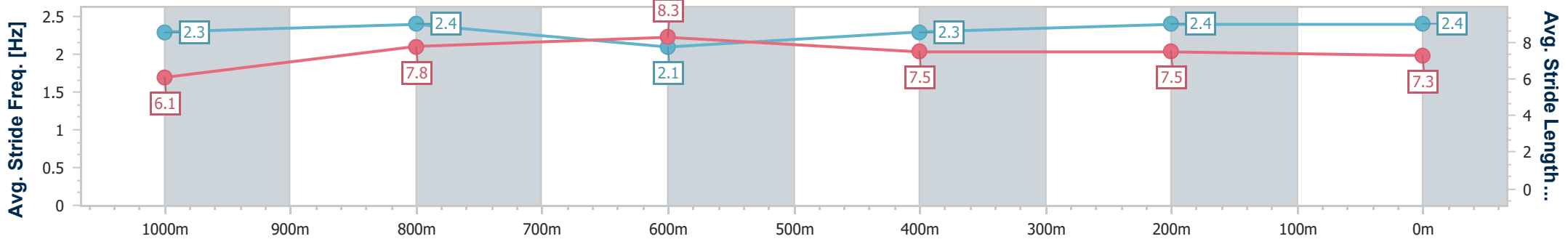
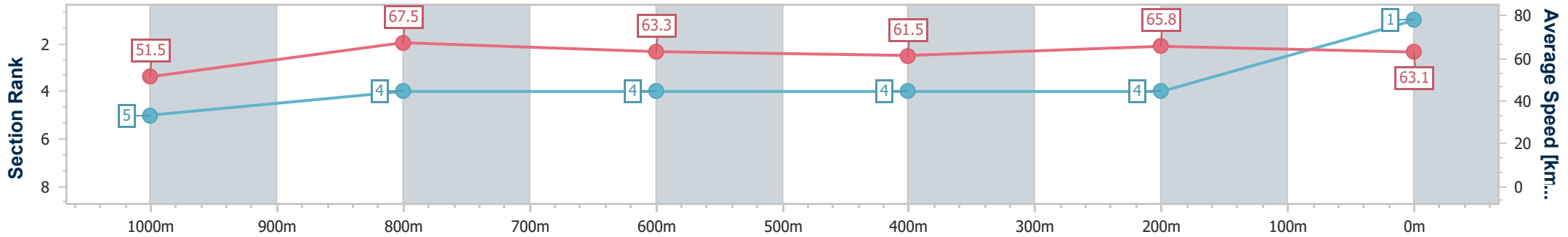


Doomben QLD Professional
Race 2: SKY RACING QTIS 3YO Fillies BENCHMARK 72
Handicap - 1200m
 21 January 2023 - 13:08
 Track Rating: Good 4, Weather: Fine, Rail Position: +2.5m Entire Course



BRISBANE
RACING CLUB

Section	Overall	1000m	800m	600m	400m	200m
Section Times	1:10.15 [1] (0:14.00)	0:56.15 [5] (0:10.68)	0:45.47 [4] (0:11.45)	0:34.02 [4] (0:11.69)	0:22.33 [4] (0:10.94)	0:11.39 [4] (0:11.39)
Average Speed [km/h]	51.5	67.5	63.3	61.5	65.8	63.1
Top Speed [km/h]	67.8	70.2	64.9	62.7	67.4	66.4
Avg. Dist. to Rail [m]	3.3	1.0	1.3	0.7	0.9	2.8
Avg. Stride Freq. [Hz]	2.3	2.4	2.1	2.3	2.4	2.4
Avg. Stride Length [m]	6.1	7.8	8.3	7.5	7.5	7.3



- [] Ranking at each section and finish
- .-.- No data available at this section
- NA No data available



Horse/Jockey Name	Burnish Gold
Final Rank	2
Fastest Section Time (Section)	0:10.68 (1000m)
Top Speed [km/h] (Section)	68.8 (1000m)
Race State	Finished



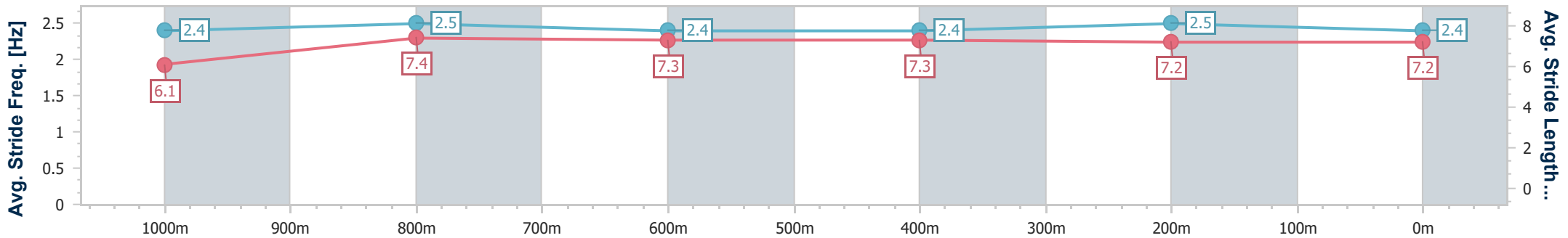
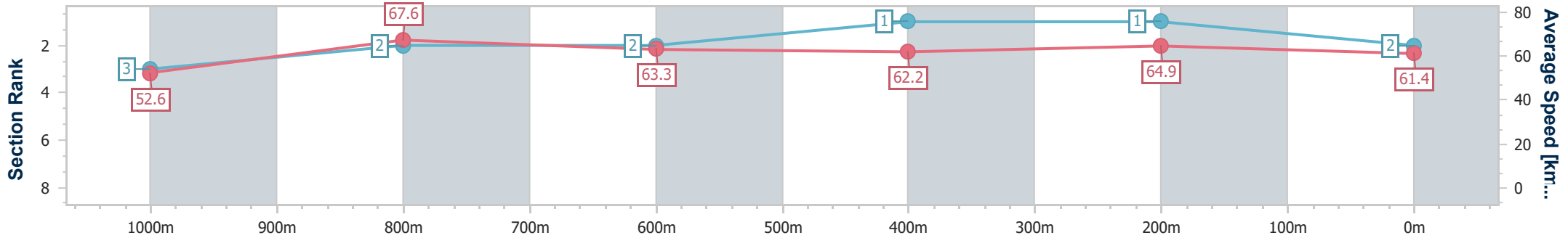
Doomben QLD Professional
 Race 2: SKY RACING QTIS 3YO Fillies BENCHMARK 72
 Handicap - 1200m



21 January 2023 - 13:08
 Track Rating: Good 4, Weather: Fine, Rail Position: +2.5m Entire Course

BRISBANE
 RACING CLUB

Section	Overall	1000m	800m	600m	400m	200m
Section Times	1:10.25 [2] (0:13.70)	0:56.55 [3] (0:10.68)	0:45.87 [2] (0:11.48)	0:34.39 [2] (0:11.60)	0:22.79 [1] (0:11.05)	0:11.74 [1] (0:11.74)
Average Speed [km/h]	52.6	67.6	63.3	62.2	64.9	61.4
Top Speed [km/h]	68.4	68.8	65.3	64.0	68.4	65.3
Avg. Dist. to Rail [m]	2.4	1.0	2.2	1.0	1.1	0.6
Avg. Stride Freq. [Hz]	2.4	2.5	2.4	2.4	2.5	2.4
Avg. Stride Length [m]	6.1	7.4	7.3	7.3	7.2	7.2



- [] Ranking at each section and finish
- .-.- No data available at this section
- NA No data available



Horse/Jockey Name	Centre Bounce
Final Rank	3
Fastest Section Time (Section)	0:10.89 (1000m)
Top Speed [km/h] (Section)	68.3 (1000m)
Race State	Finished



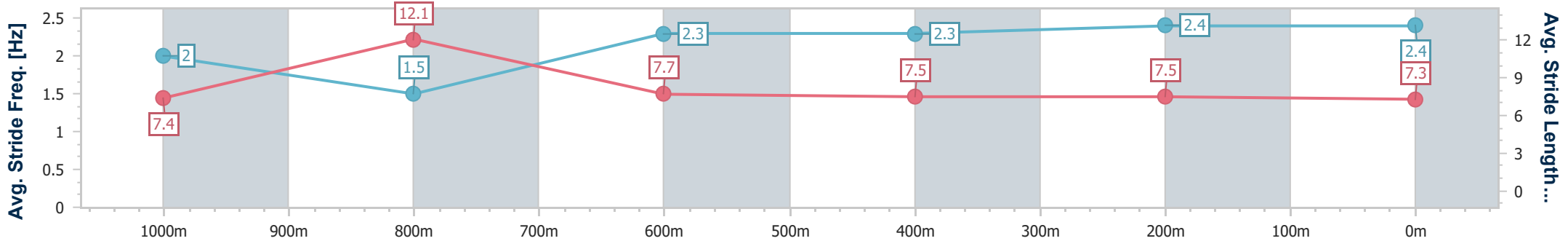
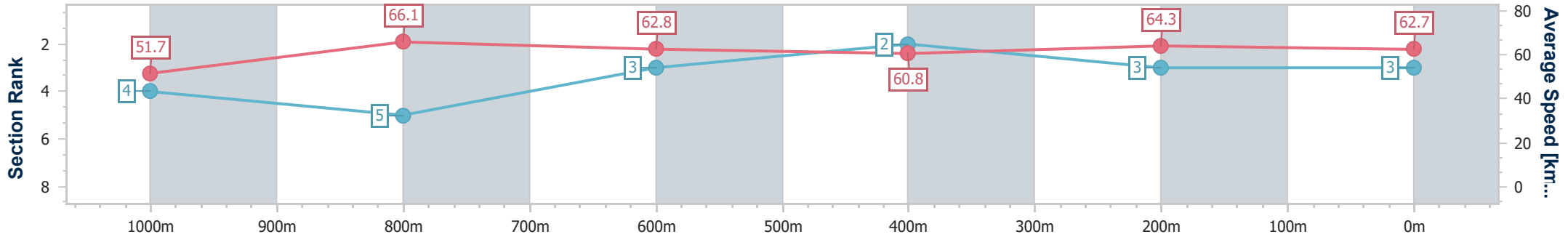
Doomben QLD Professional
Race 2: SKY RACING QTIS 3YO Fillies BENCHMARK 72
Handicap - 1200m



21 January 2023 - 13:08
 Track Rating: Good 4, Weather: Fine, Rail Position: +2.5m Entire Course

BRISBANE
 RACING CLUB

Section	Overall	1000m	800m	600m	400m	200m
Section Times	1:10.26 [3] (0:13.91)	0:56.35 [4] (0:10.89)	0:45.46 [5] (0:11.33)	0:34.13 [3] (0:11.53)	0:22.60 [2] (0:11.10)	0:11.50 [3] (0:11.50)
Average Speed [km/h]	51.7	66.1	62.8	60.8	64.3	62.7
Top Speed [km/h]	67.3	68.3	64.9	62.0	65.6	64.0
Avg. Dist. to Rail [m]	1.3	0.3	2.4	4.3	2.9	0.3
Avg. Stride Freq. [Hz]	2.0	1.5	2.3	2.3	2.4	2.4
Avg. Stride Length [m]	7.4	12.1	7.7	7.5	7.5	7.3



- [] Ranking at each section and finish
- .-.- No data available at this section
- NA No data available



Horse/Jockey Name	Minks Star
Final Rank	4
Fastest Section Time (Section)	0:10.86 (1000m)
Top Speed [km/h] (Section)	68.4 (Overall)
Race State	Finished



Doomben QLD Professional
Race 2: SKY RACING QTIS 3YO Fillies BENCHMARK 72
Handicap - 1200m

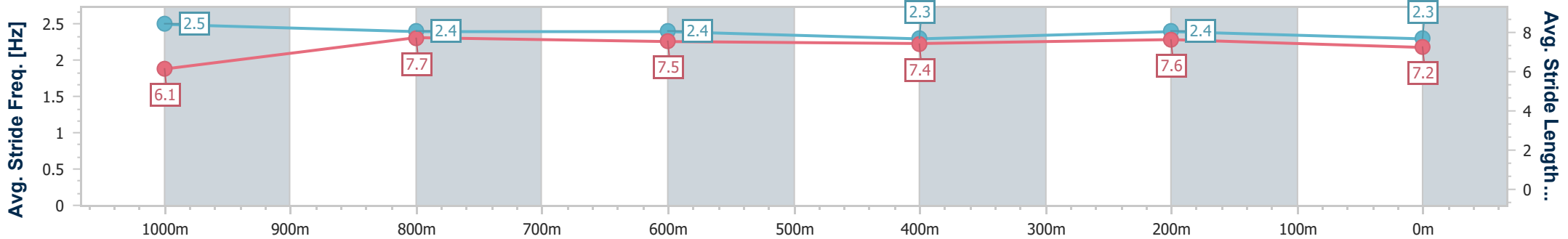
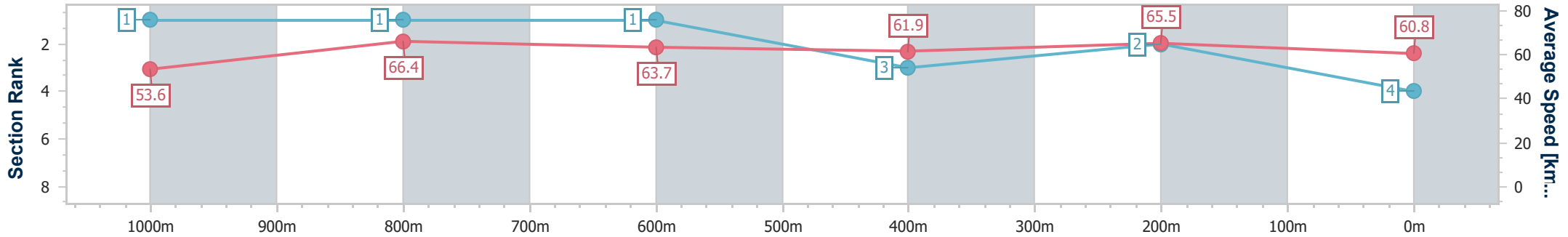


21 January 2023 - 13:08

Track Rating: Good 4, Weather: Fine, Rail Position: +2.5m Entire Course

BRISBANE
RACING CLUB

Section	Overall	1000m	800m	600m	400m	200m								
Section Times	1:10.44 [4] (0:13.44)	0:57.00 [1] (0:10.86)	0:46.14 [1] (0:11.53)	0:34.61 [1] (0:11.77)	0:22.84 [3] (0:11.00)	0:11.84 [2] (0:11.84)								
Average Speed [km/h]	53.6	66.4	63.7	61.9	65.5	60.8								
Top Speed [km/h]	68.4	67.0	67.0	63.4	67.6	64.6								
Avg. Dist. to Rail [m]	6.5	1.3	4.1	2.2	0.3	0.3								
Avg. Stride Freq. [Hz]	2.5	2.4	2.4	2.3	2.4	2.3								
Avg. Stride Length [m]	6.1	7.7	7.5	7.4	7.6	7.2								



- [] Ranking at each section and finish
- .-.- No data available at this section
- NA No data available



Horse/Jockey Name	Alfa Lily
Final Rank	5
Fastest Section Time (Section)	0:10.87 (1000m)
Top Speed [km/h] (Section)	68.4 (1000m)
Race State	Finished

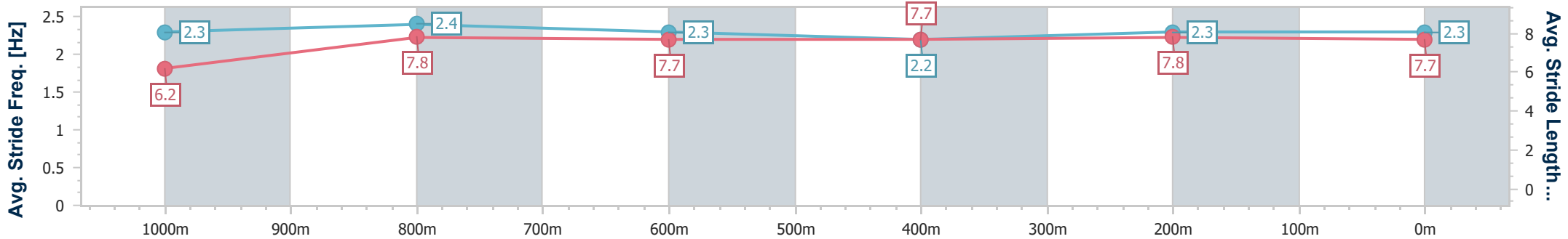
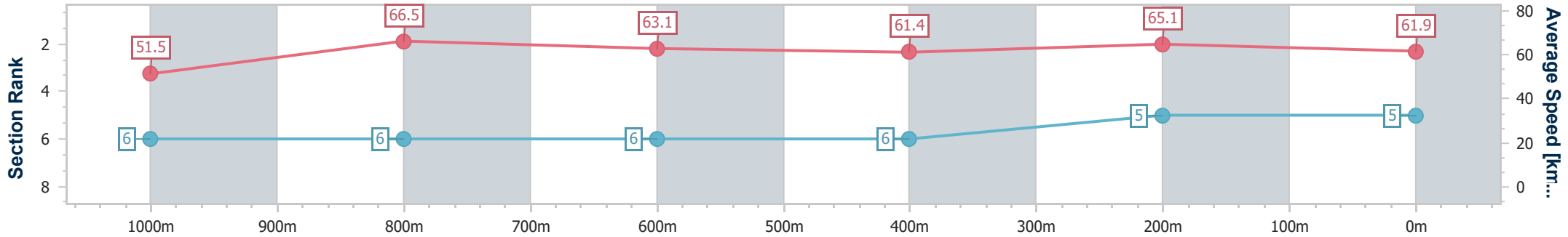


Doomben QLD Professional
Race 2: SKY RACING QTIS 3YO Fillies BENCHMARK 72
Handicap - 1200m
 21 January 2023 - 13:08
 Track Rating: Good 4, Weather: Fine, Rail Position: +2.5m Entire Course



BRISBANE
RACING CLUB

Section	Overall	1000m	800m	600m	400m	200m
Section Times	1:10.47 [5] (0:13.98)	0:56.49 [6] (0:10.87)	0:45.62 [6] (0:11.42)	0:34.20 [6] (0:11.59)	0:22.61 [6] (0:11.00)	0:11.61 [5] (0:11.61)
Average Speed [km/h]	51.5	66.5	63.1	61.4	65.1	61.9
Top Speed [km/h]	68.4	68.4	65.4	62.3	66.7	65.2
Avg. Dist. to Rail [m]	2.1	0.9	0.4	1.9	1.7	2.5
Avg. Stride Freq. [Hz]	2.3	2.4	2.3	2.2	2.3	2.3
Avg. Stride Length [m]	6.2	7.8	7.7	7.7	7.8	7.7



- [] Ranking at each section and finish
- .-.- No data available at this section
- NA No data available



Horse/Jockey Name	Menari Magic
Final Rank	6
Fastest Section Time (Section)	0:10.73 (1000m)
Top Speed [km/h] (Section)	68.4 (1000m)
Race State	Finished

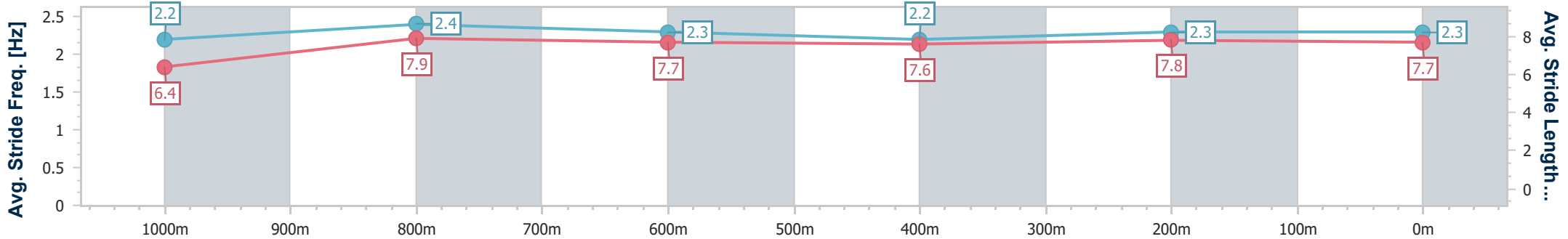
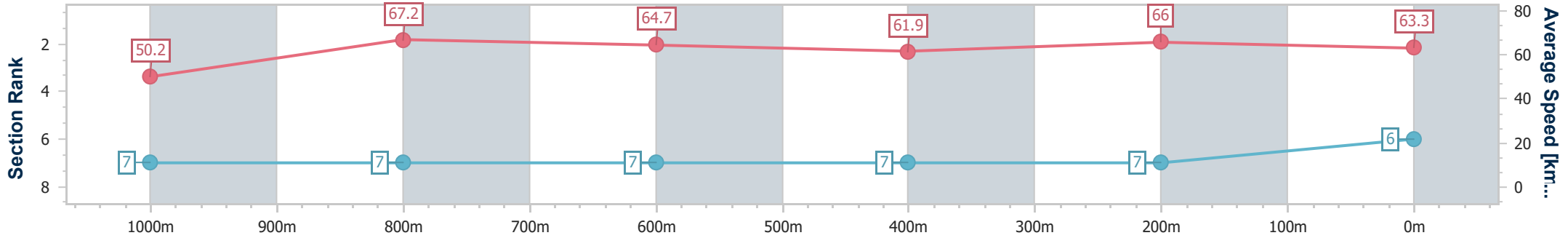


Doomben QLD Professional
Race 2: SKY RACING QTIS 3YO Fillies BENCHMARK 72
Handicap - 1200m
 21 January 2023 - 13:08
 Track Rating: Good 4, Weather: Fine, Rail Position: +2.5m Entire Course



BRISBANE
RACING CLUB

Section	Overall	1000m	800m	600m	400m	200m
Section Times	1:10.54 [6] (0:14.34)	0:56.20 [7] (0:10.73)	0:45.47 [7] (0:11.28)	0:34.19 [7] (0:11.88)	0:22.31 [7] (0:10.95)	0:11.36 [7] (0:11.36)
Average Speed [km/h]	50.2	67.2	64.7	61.9	66.0	63.3
Top Speed [km/h]	66.6	68.4	65.7	64.0	67.7	66.1
Avg. Dist. to Rail [m]	1.0	0.5	3.2	3.8	2.8	7.5
Avg. Stride Freq. [Hz]	2.2	2.4	2.3	2.2	2.3	2.3
Avg. Stride Length [m]	6.4	7.9	7.7	7.6	7.8	7.7



- [] Ranking at each section and finish
- .-.- No data available at this section
- NA No data available



Horse/Jockey Name	Dirty Dancing
Final Rank	7
Fastest Section Time (Section)	0:10.84 (1000m)
Top Speed [km/h] (Section)	68.0 (1000m)
Race State	Finished

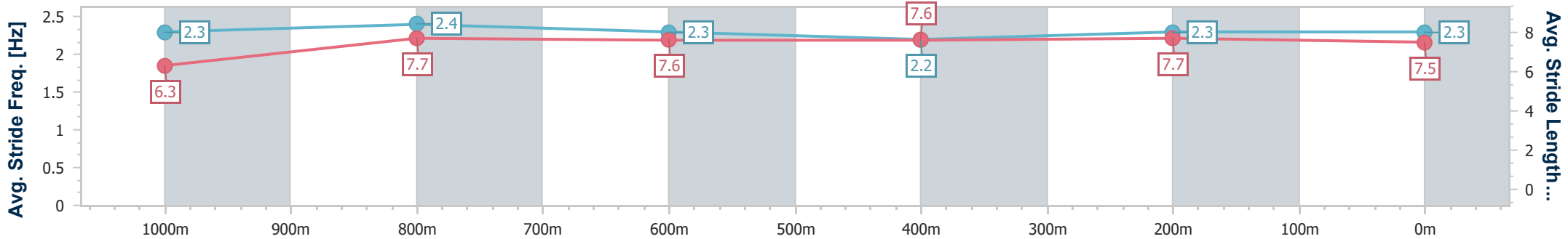
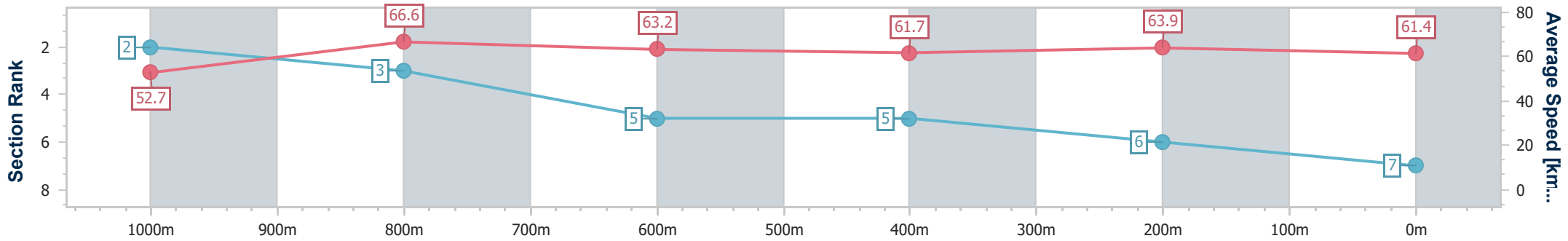


Doomben QLD Professional
Race 2: SKY RACING QTIS 3YO Fillies BENCHMARK 72
Handicap - 1200m
 21 January 2023 - 13:08
 Track Rating: Good 4, Weather: Fine, Rail Position: +2.5m Entire Course



BRISBANE
RACING CLUB

Section	Overall	1000m	800m	600m	400m	200m
Section Times	1:10.79 [7] (0:13.70)	0:57.09 [2] (0:10.84)	0:46.25 [3] (0:11.53)	0:34.72 [5] (0:11.72)	0:23.00 [5] (0:11.27)	0:11.73 [6] (0:11.73)
Average Speed [km/h]	52.7	66.6	63.2	61.7	63.9	61.4
Top Speed [km/h]	67.6	68.0	64.3	63.0	65.5	64.8
Avg. Dist. to Rail [m]	4.4	1.5	2.5	0.9	1.5	5.7
Avg. Stride Freq. [Hz]	2.3	2.4	2.3	2.2	2.3	2.3
Avg. Stride Length [m]	6.3	7.7	7.6	7.6	7.7	7.5



- [] Ranking at each section and finish
- .-.-.- No data available at this section
- NA No data available