



# Aquis Park Gold Coast QLD Professional

## Race 8: \$1M WHISPERING ANGEL MAGIC MILLIONS CUP - 1425m

19 January 2023 - 17:40



Track Rating: Good 4, Weather: Fine, Rail Position: +1m 950m-350m; True Remainder

Section		Field Times										Last 600m				
		Overall	1200m	1000m	800m	600m	400m					0:35.69				
		1:23.13 (0:14.73)	1:08.40 (0:10.37)	0:58.03 (0:11.09)	0:46.94 (0:11.25)	0:35.69 (0:11.37)	0:24.32 (0:11.85)									
Rank	TAB	Horse/Jockey	Barrier	Top Speed [km/h]	Fastest Section											Distance Travelled [m]
1	10	VINCO	10	69.7	0:10.50	1:23.13 [1]	1:07.80 [10]	0:57.30 [11]	0:46.21 [11]	0:34.99 [11]	0:23.72 [9]	0:34.99				
		Ben Thompson		1200m	1200m	(0:15.33)	(0:10.50)	(0:11.09)	(0:11.22)	(0:11.27)	(0:11.52)					
2	5	OSCAR ZULU	1	71.8	0:10.38	1:23.29 [2]	1:08.26 [5]	0:57.88 [6]	0:46.85 [5]	0:35.65 [4]	0:24.28 [4]	0:35.65 +3				
		James McDonald		1200m	1200m	(0:15.03)	(0:10.38)	(0:11.03)	(0:11.20)	(0:11.37)	(0:11.65)					
3	3	HOLYFIELD	14	70.3	0:10.43	1:23.33 [3]	1:08.37 [4]	0:57.94 [4]	0:46.92 [3]	0:35.77 [3]	0:24.42 [2]	0:35.77 +2				
		Brodie Loy		1200m	1200m	(0:14.96)	(0:10.43)	(0:11.02)	(0:11.15)	(0:11.35)	(0:11.87)					
4	19	PALLADAS	20	70.2	0:10.47	1:23.52 [4]	1:08.01 [12]	0:57.54 [12]	0:46.53 [12]	0:35.33 [12]	0:23.85 [12]	0:35.33 +4				
		Jason Collett		1200m	1200m	(0:15.51)	(0:10.47)	(0:11.01)	(0:11.20)	(0:11.48)	(0:11.58)					
5	12	EDISON	9	70.6	0:10.40	1:23.52 [5]	1:08.68 [2]	0:58.28 [2]	0:47.30 [2]	0:36.08 [1]	0:24.71 [1]	0:36.08 -2				
		Michael Cahill		1200m	1200m	(0:14.84)	(0:10.40)	(0:10.98)	(0:11.22)	(0:11.37)	(0:11.99)					
6	1	VEGA ONE	11	69.6	0:10.44	1:23.54 [6]	1:08.41 [9]	0:57.97 [9]	0:46.85 [9]	0:35.62 [9]	0:24.31 [8]	0:35.62 +4				
		Jamie Kah		1200m	1200m	(0:15.13)	(0:10.44)	(0:11.12)	(0:11.23)	(0:11.31)	(0:11.70)					
7	8	LOVE TAP	7	70.1	0:10.47	1:23.65 [7]	1:08.54 [7]	0:58.07 [8]	0:46.99 [7]	0:35.79 [7]	0:24.43 [5]	0:35.79 +2				
		Tim Clark		1200m	1200m	(0:15.11)	(0:10.47)	(0:11.08)	(0:11.20)	(0:11.36)	(0:11.80)					
8	11	AMISH BOY	5	70.2	0:10.40	1:23.66 [8]	1:08.56 [6]	0:58.16 [7]	0:46.98 [8]	0:35.74 [8]	0:24.36 [7]	0:35.74 +2				
		Brenton Avdulla		Overall	1200m	(0:15.10)	(0:10.40)	(0:11.18)	(0:11.24)	(0:11.38)	(0:11.83)					
9	17	ANIMATE	6	71.3	0:10.39	1:23.79 [9]	1:08.96 [3]	0:58.57 [3]	0:47.38 [6]	0:36.12 [6]	0:24.71 [6]	0:36.12 +4				
		Craig Williams		1200m	1200m	(0:14.83)	(0:10.39)	(0:11.19)	(0:11.26)	(0:11.41)	(0:12.00)					
10	2	EMERALD KINGDOM	8	71.0	0:10.37	1:24.04 [10]	1:09.31 [1]	0:58.94 [1]	0:47.85 [1]	0:36.57 [2]	0:25.06 [3]	0:36.57 +3				
		Jim Byrne		1200m	1200m	(0:14.73)	(0:10.37)	(0:11.09)	(0:11.28)	(0:11.51)	(0:12.12)					

Scratched: Kiku (#4), Axe (#6), Blondeau (#9), Brookspire (#15), Petronius (#16), Shaquero (#18), Above And Beyond (#20)

[ ] Ranking at each section and finish  
 -:-:- No data available at this section  
 NA No data available

SCN Saddle cloth number  
 DNF Did not finish  
 DNT Did not track

19 January 2023 - 17:40

Track Rating: Good 4, Weather: Fine, Rail Position: +1m 950m-350m; True Remainder

Section	Overall	1200m	1000m	800m	600m	400m	Last 600m
Field Times	1:23.13 (0:14.73)	1:08.40 (0:10.37)	0:58.03 (0:11.09)	0:46.94 (0:11.25)	0:35.69 (0:11.37)	0:24.32 (0:11.85)	0:35.69

Rank	TAB	Horse/Jockey	Barrier	Top Speed [km/h]	Fastest Section	Overall	1200m	1000m	800m	600m	400m	Last 600m	Distance Travelled [m]
11	7	<b>SUPERIUM</b> Tommy Berry	13	69.0 1200m	0:10.74 1200m	1:24.50 [11] (0:15.84)	1:08.66 [13] (0:10.74)	0:57.92 [13] (0:10.90)	0:47.02 [13] (0:10.93)	0:36.09 [13] (0:11.44)	0:24.65 [13] (0:11.89)	0:36.09	+3
12	13	<b>REDOUBLE</b> Stephanie Thornton	3	70.5 1200m	0:10.40 1200m	1:24.51 [12] (0:15.39)	1:09.12 [11] (0:10.40)	0:58.72 [10] (0:11.04)	0:47.68 [10] (0:11.27)	0:36.41 [10] (0:11.50)	0:24.91 [10] (0:11.89)	0:36.41	-1
13	14	<b>KING OF HASTINGS</b> Rachel King	12	70.9 1200m	0:10.27 1200m	1:26.12 [13] (0:15.13)	1:10.99 [8] (0:10.27)	1:00.72 [5] (0:11.09)	0:49.63 [4] (0:11.30)	0:38.33 [5] (0:11.83)	0:26.50 [11] (0:12.75)	0:38.33	+3

Scratched: Kiku (#4), Axe (#6), Blondeau (#9), Brookspire (#15), Petronius (#16), Shaquero (#18), Above And Beyond (#20)



# Aquis Park Gold Coast QLD Professional

## Race 8: \$1M WHISPERING ANGEL MAGIC MILLIONS CUP - 1425m



19 January 2023 - 17:40

Track Rating: Good 4, Weather: Fine, Rail Position: +1m 950m-350m; True Remainder

Section							200m			Last 600m
Field Times							0:12.47			0:35.69
							(0:12.47)			
Rank	TAB	Horse/Jockey	Barrier	Top Speed [km/h]	Fastest Section	Margin			Distance Travelled [m]	
1	10	VINCO	10	69.7	0:10.50	0:12.20 [4]	1:23.13		0:34.99	
		Ben Thompson		1200m	1200m	(0:12.20)				
2	5	OSCAR ZULU	1	71.8	0:10.38	0:12.63 [1]	0.8L		0:35.65 +3	
		James McDonald		1200m	1200m	(0:12.63)				
3	3	HOLYFIELD	14	70.3	0:10.43	0:12.55 [2]	1L		0:35.77 +2	
		Brodie Loy		1200m	1200m	(0:12.55)				
4	19	PALLADAS	20	70.2	0:10.47	0:12.27 [9]	2L		0:35.33 +4	
		Jason Collett		1200m	1200m	(0:12.27)				
5	12	EDISON	9	70.6	0:10.40	0:12.72 [3]	2.1L		0:36.08 -2	
		Michael Cahill		1200m	1200m	(0:12.72)				
6	1	VEGA ONE	11	69.6	0:10.44	0:12.61 [6]	2.2L		0:35.62 +4	
		Jamie Kah		1200m	1200m	(0:12.61)				
7	8	LOVE TAP	7	70.1	0:10.47	0:12.63 [5]	2.7L		0:35.79 +2	
		Tim Clark		1200m	1200m	(0:12.63)				
8	11	AMISH BOY	5	70.2	0:10.40	0:12.53 [8]	2.8L		0:35.74 +2	
		Brenton Avdulla		Overall	1200m	(0:12.53)				
9	17	ANIMATE	6	71.3	0:10.39	0:12.71 [10]	3.6L		0:36.12 +4	
		Craig Williams		1200m	1200m	(0:12.71)				
10	2	EMERALD KINGDOM	8	71.0	0:10.37	0:12.94 [7]	4.9L		0:36.57 +3	
		Jim Byrne		1200m	1200m	(0:12.94)				

Scratched: Kiku (#4), Axe (#6), Blondeau (#9), Brookspire (#15), Petronius (#16), Shaquero (#18), Above And Beyond (#20)

Report Created: Thu 19 January 2023 18:42 GMT+ (Note: Timing is based on position data)

Page 3/17

[ ] Ranking at each section and finish  
 -:-:- No data available at this section  
 NA No data available

SCN Saddle cloth number  
 DNF Did not finish  
 DNT Did not track

data processed by TRIPLESDATA



**Aquis Park Gold Coast QLD Professional**  
**Race 8: \$1M WHISPERING ANGEL MAGIC MILLIONS CUP - 1425m**  
**19 January 2023 - 17:40**



Track Rating: Good 4, Weather: Fine, Rail Position: +1m 950m-350m; True Remainder

Section				200m				Last 600m	
Field Times				0:12.47 (0:12.47)				0:35.69	
Rank	TAB	Horse/Jockey	Barrier	Top Speed [km/h]	Fastest Section	Margin			Distance Travelled [m]
11	7	<b>SUPERIUM</b> Tommy Berry	13	69.0 1200m	0:10.74 1200m	0:12.76 [12] (0:12.76)	7.4L		0:36.09 +3
12	13	<b>REDOUBLE</b> Stephanie Thornton	3	70.5 1200m	0:10.40 1200m	0:13.02 [11] (0:13.02)	7.5L		0:36.41 -1
13	14	<b>KING OF HASTINGS</b> Rachel King	12	70.9 1200m	0:10.27 1200m	0:13.75 [13] (0:13.75)	16.8L		0:38.33 +3

Scratched: Kiku (#4), Axe (#6), Blondeau (#9), Brookspire (#15), Petronius (#16), Shaquero (#18), Above And Beyond (#20)

[ ] Ranking at each section and finish  
 -:-:- No data available at this section  
 NA No data available

SCN Saddle cloth number  
 DNF Did not finish  
 DNT Did not track



Horse/Jockey Name	Vinco
Final Rank	1
Fastest Section Time (Section)	0:10.50 (1200m)
Top Speed [km/h] (Section)	69.7 (1200m)
Race State	Finished



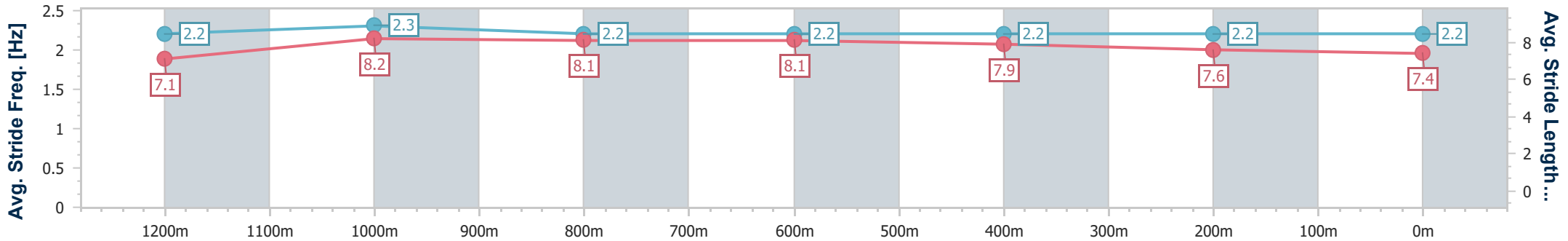
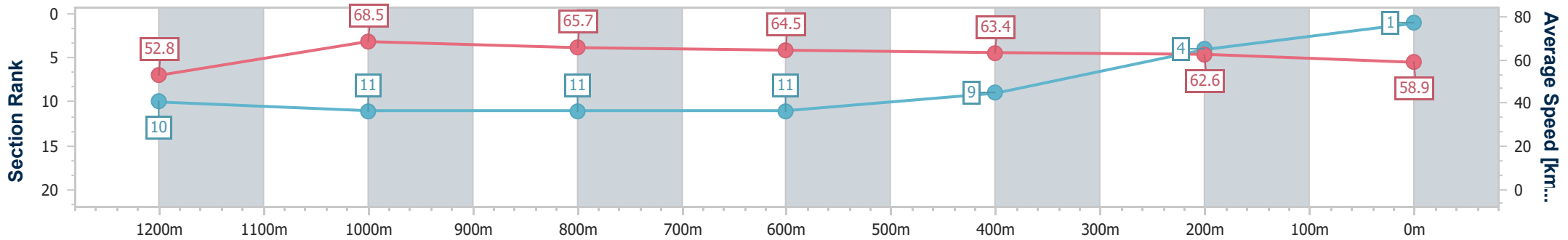
Aquis Park Gold Coast QLD Professional  
 Race 8: \$1M WHISPERING ANGEL MAGIC MILLIONS CUP - 1425m



19 January 2023 - 17:40

Track Rating: Good 4, Weather: Fine, Rail Position: +1m 950m-350m; True Remainder

Section	Overall	1200m	1000m	800m	600m	400m	200m
Section Times	1:23.13 [1] (0:15.33)	1:07.80 [10] (0:10.50)	0:57.30 [11] (0:11.09)	0:46.21 [11] (0:11.22)	0:34.99 [11] (0:11.27)	0:23.72 [9] (0:11.52)	0:12.20 [4] (0:12.20)
Average Speed [km/h]	52.8	68.5	65.7	64.5	63.4	62.6	58.9
Top Speed [km/h]	68.9	69.7	67.1	65.5	64.9	66.5	63.1
Avg. Dist. to Rail [m]	6.5	2.6	2.0	1.4	1.2	1.5	0.7
Avg. Stride Freq. [Hz]	2.2	2.3	2.2	2.2	2.2	2.2	2.2
Avg. Stride Length [m]	7.1	8.2	8.1	8.1	7.9	7.6	7.4



- [ ] Ranking at each section and finish
- .-.- No data available at this section
- NA No data available



Horse/Jockey Name	Oscar Zulu
Final Rank	2
Fastest Section Time (Section)	0:10.38 (1200m)
Top Speed [km/h] (Section)	71.8 (1200m)
Race State	Finished



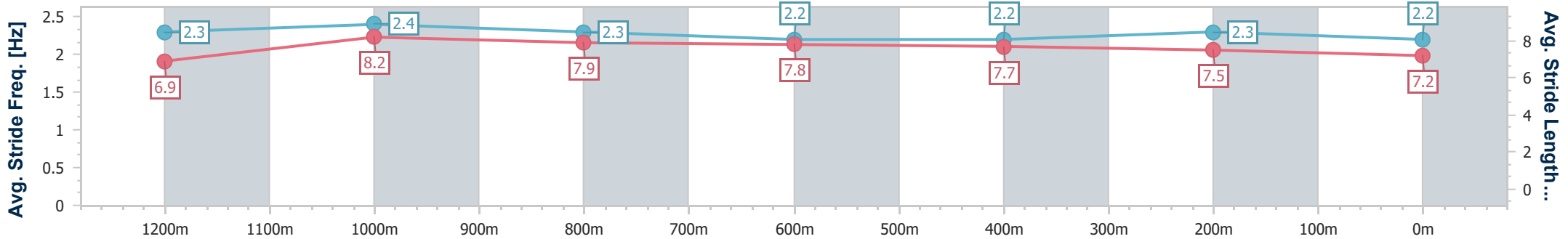
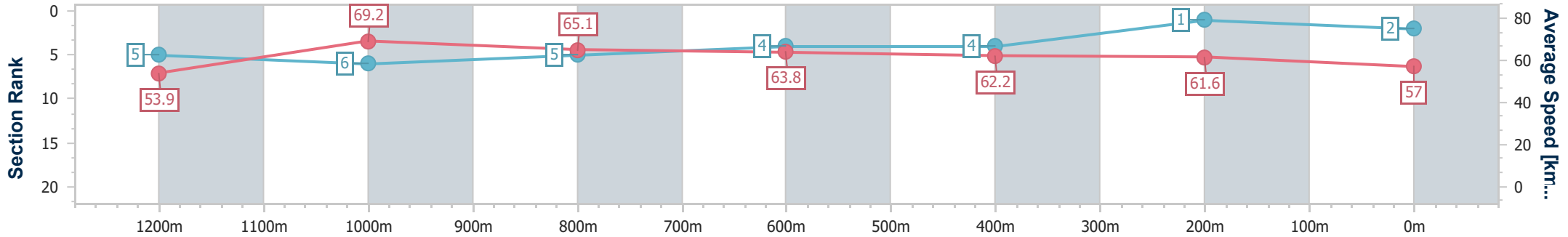
Aquis Park Gold Coast QLD Professional  
 Race 8: \$1M WHISPERING ANGEL MAGIC MILLIONS CUP - 1425m



19 January 2023 - 17:40

Track Rating: Good 4, Weather: Fine, Rail Position: +1m 950m-350m; True Remainder

Section	Overall	1200m	1000m	800m	600m	400m	200m
Section Times	1:23.29 [2] (0:15.03)	1:08.26 [5] (0:10.38)	0:57.88 [6] (0:11.03)	0:46.85 [5] (0:11.20)	0:35.65 [4] (0:11.37)	0:24.28 [4] (0:11.65)	0:12.63 [1] (0:12.63)
Average Speed [km/h]	53.9	69.2	65.1	63.8	62.2	61.6	57.0
Top Speed [km/h]	68.9	71.8	65.9	64.7	63.8	63.0	59.6
Avg. Dist. to Rail [m]	1.1	0.2	0.7	1.7	2.9	1.5	1.1
Avg. Stride Freq. [Hz]	2.3	2.4	2.3	2.2	2.2	2.3	2.2
Avg. Stride Length [m]	6.9	8.2	7.9	7.8	7.7	7.5	7.2



- [ ] Ranking at each section and finish
- .-.- No data available at this section
- NA No data available



Horse/Jockey Name	Holyfield
Final Rank	3
Fastest Section Time (Section)	0:10.43 (1200m)
Top Speed [km/h] (Section)	70.3 (1200m)
Race State	Finished



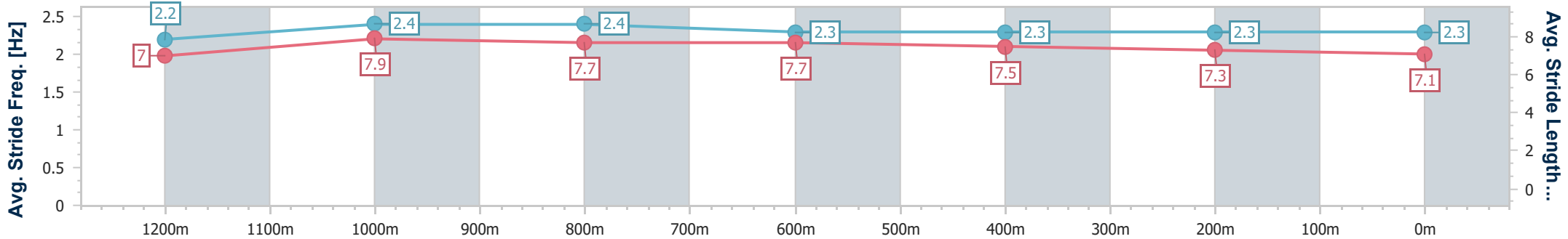
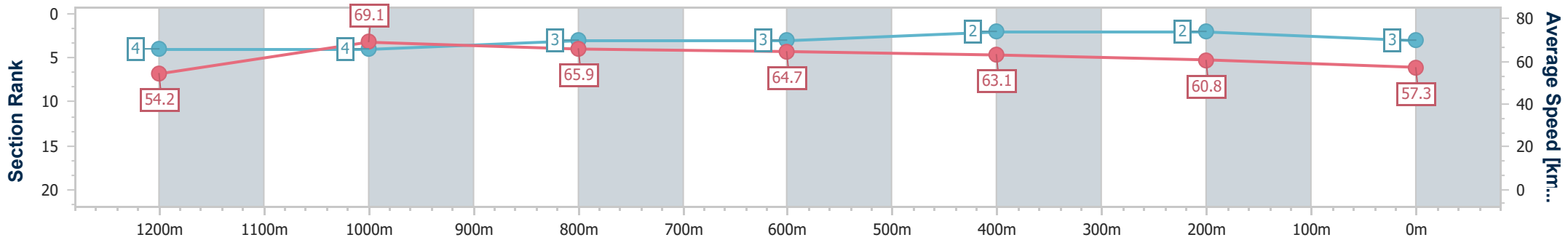
**Aquis Park Gold Coast QLD Professional**  
**Race 8: \$1M WHISPERING ANGEL MAGIC MILLIONS CUP - 1425m**



19 January 2023 - 17:40

Track Rating: Good 4, Weather: Fine, Rail Position: +1m 950m-350m; True Remainder

Section	Overall	1200m	1000m	800m	600m	400m	200m							
Section Times	1:23.33 [3] (0:14.96)	1:08.37 [4] (0:10.43)	0:57.94 [4] (0:11.02)	0:46.92 [3] (0:11.15)	0:35.77 [3] (0:11.35)	0:24.42 [2] (0:11.87)	0:12.55 [2] (0:12.55)							
Average Speed [km/h]	54.2	69.1	65.9	64.7	63.1	60.8	57.3							
Top Speed [km/h]	70.3	70.3	67.4	65.6	64.7	62.5	59.4							
Avg. Dist. to Rail [m]	9.2	2.2	2.0	0.7	0.8	2.9	4.0							
Avg. Stride Freq. [Hz]	2.2	2.4	2.4	2.3	2.3	2.3	2.3							
Avg. Stride Length [m]	7.0	7.9	7.7	7.7	7.5	7.3	7.1							



- [ ] Ranking at each section and finish
- .-.- No data available at this section
- NA No data available



Horse/Jockey Name	Palladas
Final Rank	4
Fastest Section Time (Section)	0:10.47 (1200m)
Top Speed [km/h] (Section)	70.2 (1200m)
Race State	Finished



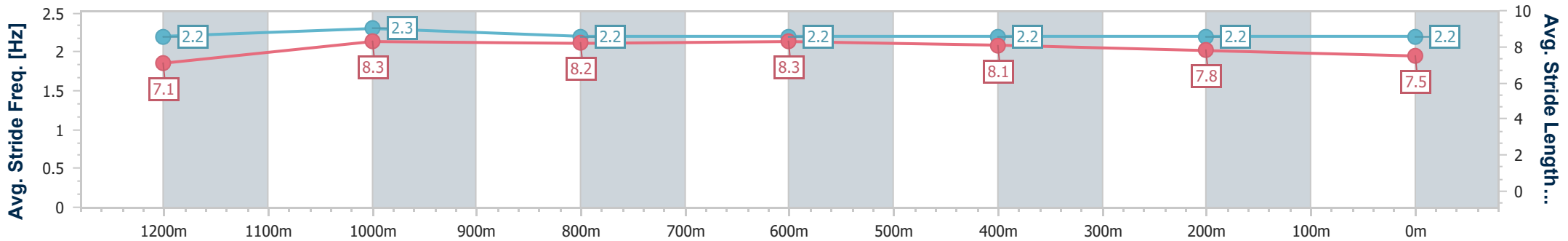
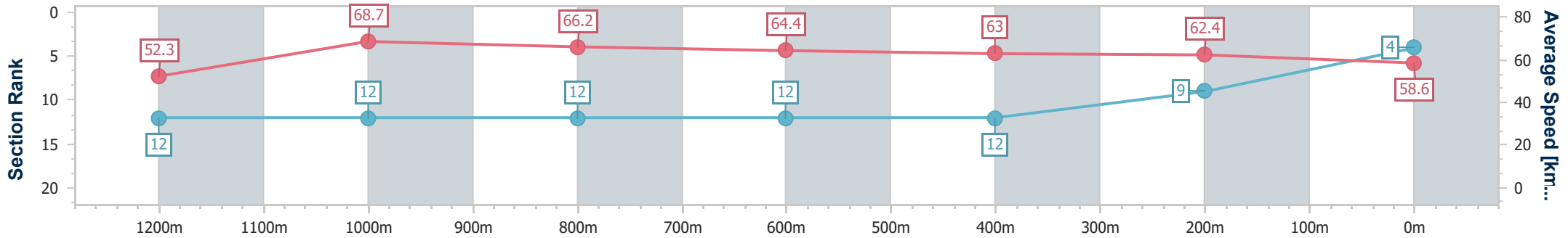
**Aquis Park Gold Coast QLD Professional**  
**Race 8: \$1M WHISPERING ANGEL MAGIC MILLIONS CUP - 1425m**



19 January 2023 - 17:40

Track Rating: Good 4, Weather: Fine, Rail Position: +1m 950m-350m; True Remainder

Section	Overall	1200m	1000m	800m	600m	400m	200m								
Section Times	1:23.52 [4] (0:15.51)	1:08.01 [12] (0:10.47)	0:57.54 [12] (0:11.01)	0:46.53 [12] (0:11.20)	0:35.33 [12] (0:11.48)	0:23.85 [12] (0:11.58)	0:12.27 [9] (0:12.27)								
Average Speed [km/h]	52.3	68.7	66.2	64.4	63.0	62.4	58.6								
Top Speed [km/h]	67.7	70.2	67.2	65.4	64.3	63.6	61.2								
Avg. Dist. to Rail [m]	10.3	2.6	2.0	0.8	0.9	5.3	7.3								
Avg. Stride Freq. [Hz]	2.2	2.3	2.2	2.2	2.2	2.2	2.2								
Avg. Stride Length [m]	7.1	8.3	8.2	8.3	8.1	7.8	7.5								



- [ ] Ranking at each section and finish
- .-.- No data available at this section
- NA No data available





Horse/Jockey Name	Edison
Final Rank	5
Fastest Section Time (Section)	0:10.40 (1200m)
Top Speed [km/h] (Section)	70.6 (1200m)
Race State	Finished



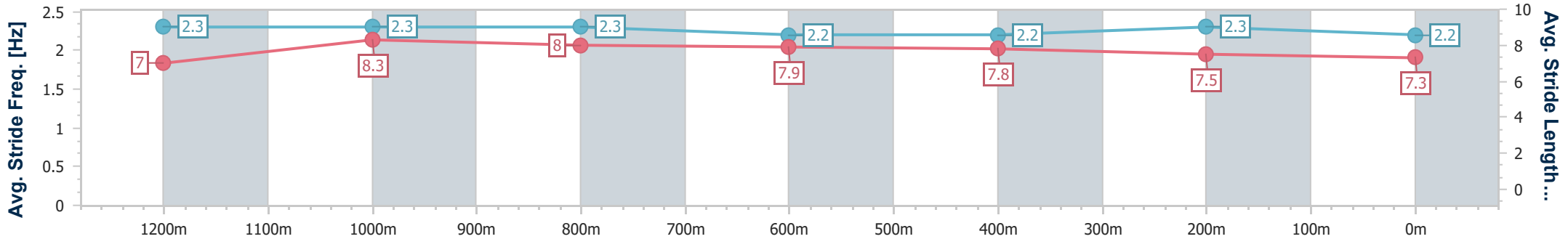
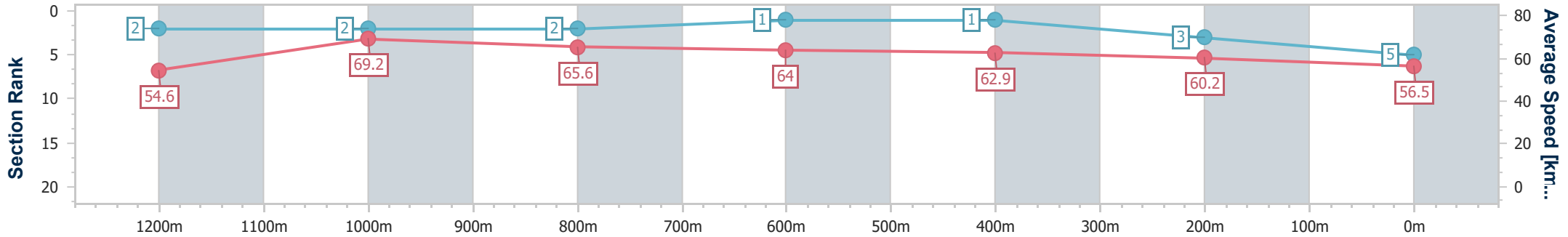
**Aquis Park Gold Coast QLD Professional**  
**Race 8: \$1M WHISPERING ANGEL MAGIC MILLIONS CUP - 1425m**



19 January 2023 - 17:40

Track Rating: Good 4, Weather: Fine, Rail Position: +1m 950m-350m; True Remainder

Section	Overall	1200m	1000m	800m	600m	400m	200m							
Section Times	1:23.52 [5] (0:14.84)	1:08.68 [2] (0:10.40)	0:58.28 [2] (0:10.98)	0:47.30 [2] (0:11.22)	0:36.08 [1] (0:11.37)	0:24.71 [1] (0:11.99)	0:12.72 [3]							
Average Speed [km/h]	54.6	69.2	65.6	64.0	62.9	60.2	56.5							
Top Speed [km/h]	70.3	70.6	68.2	64.6	64.0	61.7	59.1							
Avg. Dist. to Rail [m]	5.9	3.4	0.4	0.4	1.2	2.0	2.9							
Avg. Stride Freq. [Hz]	2.3	2.3	2.3	2.2	2.2	2.3	2.2							
Avg. Stride Length [m]	7.0	8.3	8.0	7.9	7.8	7.5	7.3							



- [ ] Ranking at each section and finish
- .-.- No data available at this section
- NA No data available



Horse/Jockey Name	Vega One
Final Rank	6
Fastest Section Time (Section)	0:10.44 (1200m)
Top Speed [km/h] (Section)	69.6 (1200m)
Race State	Finished



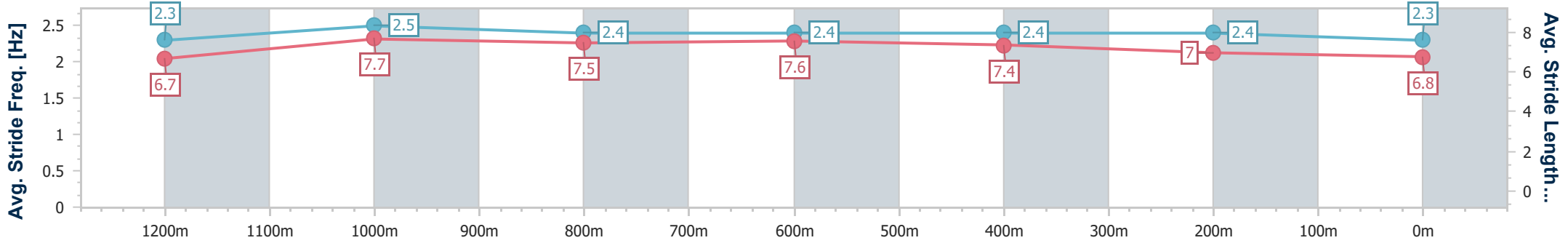
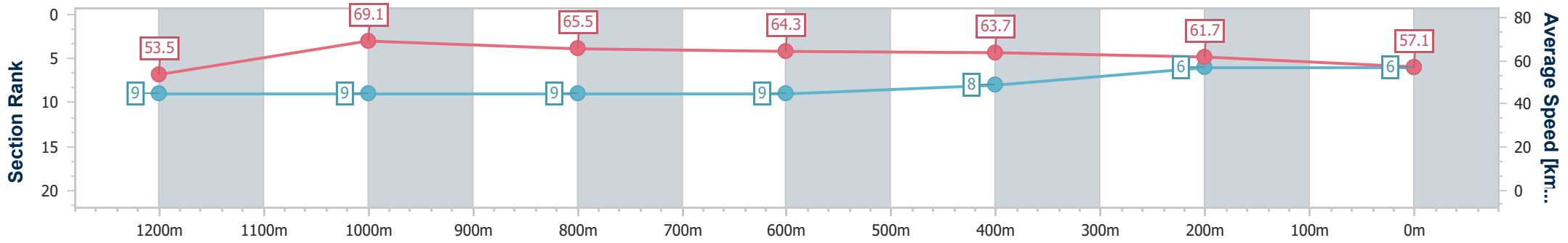
Aquis Park Gold Coast QLD Professional  
Race 8: \$1M WHISPERING ANGEL MAGIC MILLIONS CUP - 1425m



19 January 2023 - 17:40

Track Rating: Good 4, Weather: Fine, Rail Position: +1m 950m-350m; True Remainder

Section	Overall	1200m	1000m	800m	600m	400m	200m							
Section Times	1:23.54 [6] (0:15.13)	1:08.41 [9] (0:10.44)	0:57.97 [9] (0:11.12)	0:46.85 [9] (0:11.23)	0:35.62 [9] (0:11.31)	0:24.31 [8] (0:11.70)	0:12.61 [6] (0:12.61)							
Average Speed [km/h]	53.5	69.1	65.5	64.3	63.7	61.7	57.1							
Top Speed [km/h]	69.0	69.6	67.6	65.0	64.4	63.2	60.0							
Avg. Dist. to Rail [m]	6.8	2.9	2.2	0.7	0.3	4.0	6.1							
Avg. Stride Freq. [Hz]	2.3	2.5	2.4	2.4	2.4	2.4	2.3							
Avg. Stride Length [m]	6.7	7.7	7.5	7.6	7.4	7.0	6.8							



- [ ] Ranking at each section and finish
- .-.- No data available at this section
- NA No data available



Horse/Jockey Name	Love Tap
Final Rank	7
Fastest Section Time (Section)	0:10.47 (1200m)
Top Speed [km/h] (Section)	70.1 (1200m)
Race State	Finished



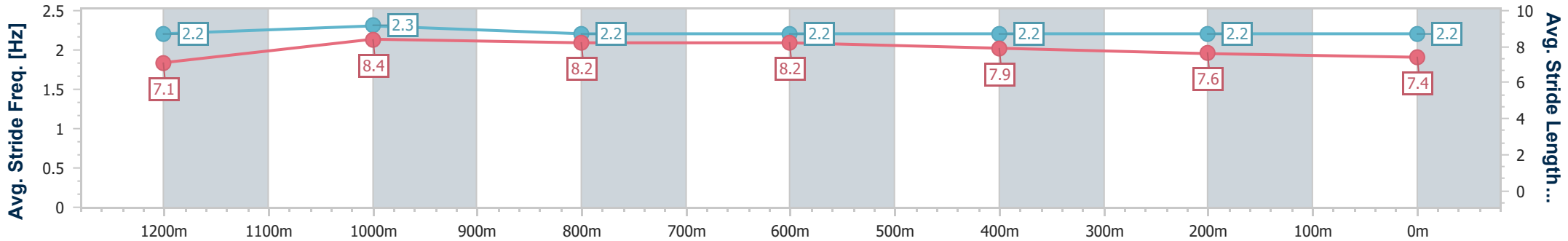
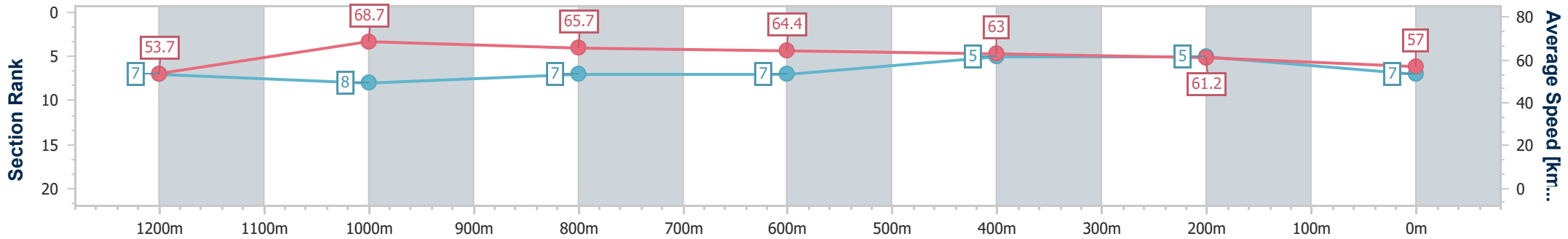
Aquis Park Gold Coast QLD Professional  
 Race 8: \$1M WHISPERING ANGEL MAGIC MILLIONS CUP - 1425m



19 January 2023 - 17:40

Track Rating: Good 4, Weather: Fine, Rail Position: +1m 950m-350m; True Remainder

Section	Overall	1200m	1000m	800m	600m	400m	200m
Section Times	1:23.65 [7] (0:15.11)	1:08.54 [7] (0:10.47)	0:58.07 [8] (0:11.08)	0:46.99 [7] (0:11.20)	0:35.79 [7] (0:11.36)	0:24.43 [5] (0:11.80)	0:12.63 [5] (0:12.63)
Average Speed [km/h]	53.7	68.7	65.7	64.4	63.0	61.2	57.0
Top Speed [km/h]	69.3	70.1	68.1	65.4	64.3	62.5	59.5
Avg. Dist. to Rail [m]	4.6	3.1	1.9	0.7	0.7	3.1	5.5
Avg. Stride Freq. [Hz]	2.2	2.3	2.2	2.2	2.2	2.2	2.2
Avg. Stride Length [m]	7.1	8.4	8.2	8.2	7.9	7.6	7.4



- [ ] Ranking at each section and finish
- .-.- No data available at this section
- NA No data available



Horse/Jockey Name	Amish Boy
Final Rank	8
Fastest Section Time (Section)	0:10.40 (1200m)
Top Speed [km/h] (Section)	70.2 (Overall)
Race State	Finished



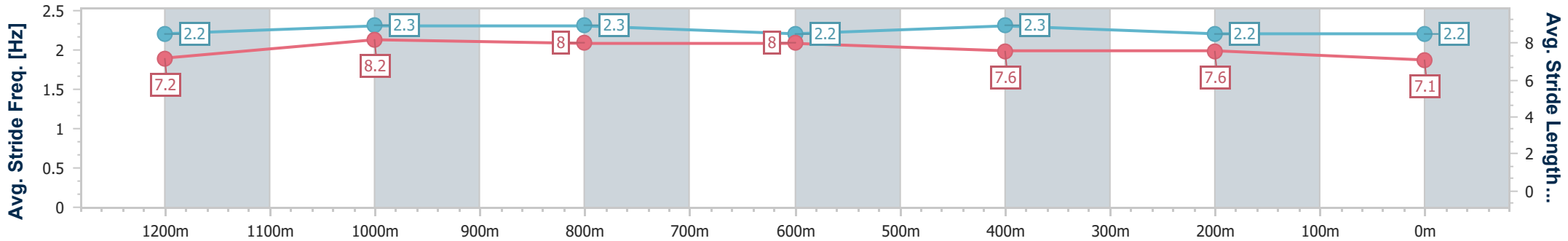
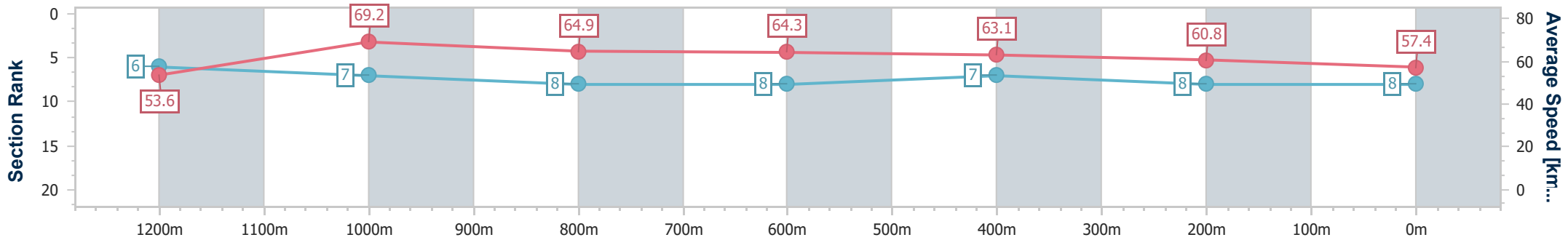
Aquis Park Gold Coast QLD Professional  
 Race 8: \$1M WHISPERING ANGEL MAGIC MILLIONS CUP - 1425m



19 January 2023 - 17:40

Track Rating: Good 4, Weather: Fine, Rail Position: +1m 950m-350m; True Remainder

Section	Overall	1200m	1000m	800m	600m	400m	200m
Section Times	1:23.66 [8] (0:15.10)	1:08.56 [6] (0:10.40)	0:58.16 [7] (0:11.18)	0:46.98 [8] (0:11.24)	0:35.74 [8] (0:11.38)	0:24.36 [7] (0:11.83)	0:12.53 [8] (0:12.53)
Average Speed [km/h]	53.6	69.2	64.9	64.3	63.1	60.8	57.4
Top Speed [km/h]	70.2	70.1	66.7	65.5	64.9	61.8	60.4
Avg. Dist. to Rail [m]	1.9	1.9	1.4	0.9	0.4	0.8	1.1
Avg. Stride Freq. [Hz]	2.2	2.3	2.3	2.2	2.3	2.2	2.2
Avg. Stride Length [m]	7.2	8.2	8.0	8.0	7.6	7.6	7.1



- [ ] Ranking at each section and finish
- .-.- No data available at this section
- NA No data available



Horse/Jockey Name	Animate
Final Rank	9
Fastest Section Time (Section)	0:10.39 (1200m)
Top Speed [km/h] (Section)	71.3 (1200m)
Race State	Finished



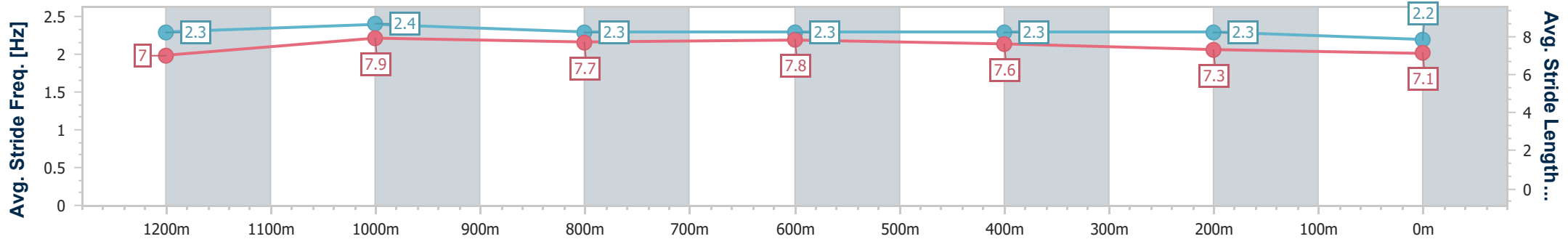
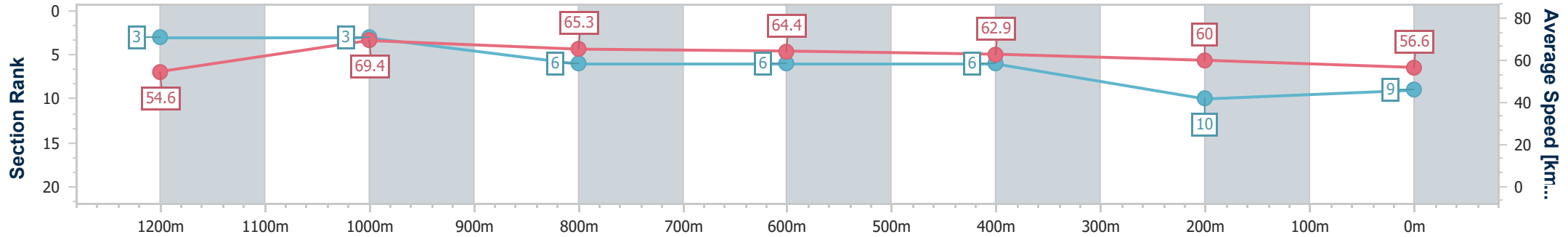
**Aquis Park Gold Coast QLD Professional**  
**Race 8: \$1M WHISPERING ANGEL MAGIC MILLIONS CUP - 1425m**



19 January 2023 - 17:40

Track Rating: Good 4, Weather: Fine, Rail Position: +1m 950m-350m; True Remainder

Section	Overall	1200m	1000m	800m	600m	400m	200m							
Section Times	1:23.79 [9] (0:14.83)	1:08.96 [3] (0:10.39)	0:58.57 [3] (0:11.19)	0:47.38 [6] (0:11.26)	0:36.12 [6] (0:11.41)	0:24.71 [6] (0:12.00)	0:12.71 [10] (0:12.71)							
Average Speed [km/h]	54.6	69.4	65.3	64.4	62.9	60.0	56.6							
Top Speed [km/h]	69.7	71.3	66.9	65.4	63.8	60.6	60.6							
Avg. Dist. to Rail [m]	3.8	2.8	2.8	1.6	0.6	2.3	4.5							
Avg. Stride Freq. [Hz]	2.3	2.4	2.3	2.3	2.3	2.3	2.2							
Avg. Stride Length [m]	7.0	7.9	7.7	7.8	7.6	7.3	7.1							



- [ ] Ranking at each section and finish
- .-.- No data available at this section
- NA No data available



Horse/Jockey Name	Emerald Kingdom
Final Rank	10
Fastest Section Time (Section)	0:10.37 (1200m)
Top Speed [km/h] (Section)	71.0 (1200m)
Race State	Finished



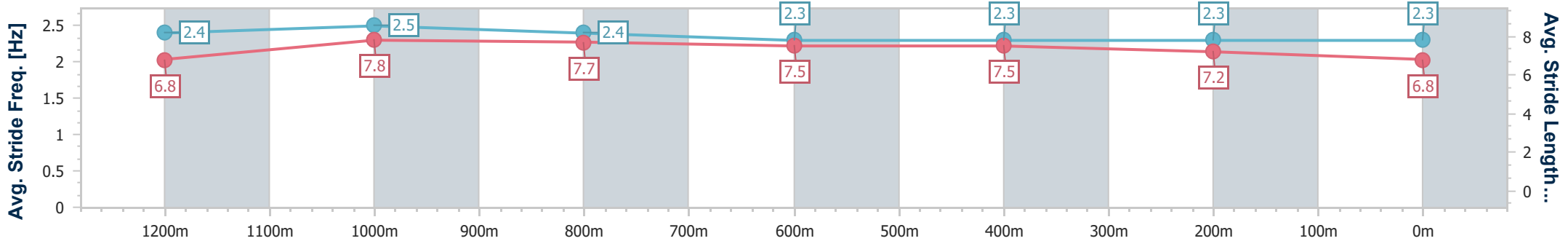
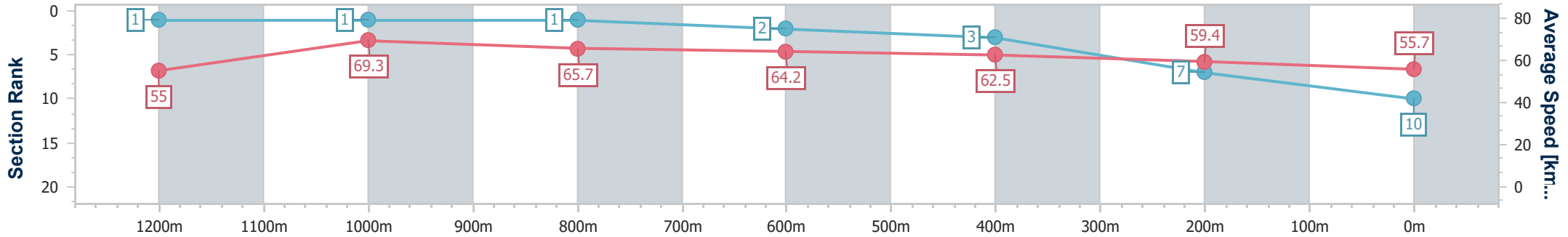
**Aquis Park Gold Coast QLD Professional**  
**Race 8: \$1M WHISPERING ANGEL MAGIC MILLIONS CUP - 1425m**



19 January 2023 - 17:40

Track Rating: Good 4, Weather: Fine, Rail Position: +1m 950m-350m; True Remainder

Section	Overall	1200m	1000m	800m	600m	400m	200m
Section Times	1:24.04 [10] (0:14.73)	1:09.31 [1] (0:10.37)	0:58.94 [1] (0:11.09)	0:47.85 [1] (0:11.28)	0:36.57 [2] (0:11.51)	0:25.06 [3] (0:12.12)	0:12.94 [7] (0:12.94)
Average Speed [km/h]	55.0	69.3	65.7	64.2	62.5	59.4	55.7
Top Speed [km/h]	70.3	71.0	68.3	65.5	64.6	60.9	58.7
Avg. Dist. to Rail [m]	5.9	4.2	2.0	1.4	0.2	1.9	3.1
Avg. Stride Freq. [Hz]	2.4	2.5	2.4	2.3	2.3	2.3	2.3
Avg. Stride Length [m]	6.8	7.8	7.7	7.5	7.5	7.2	6.8



- [ ] Ranking at each section and finish
- .-.- No data available at this section
- NA No data available



Horse/Jockey Name	Superium
Final Rank	11
Fastest Section Time (Section)	0:10.74 (1200m)
Top Speed [km/h] (Section)	69.0 (1200m)
Race State	Finished



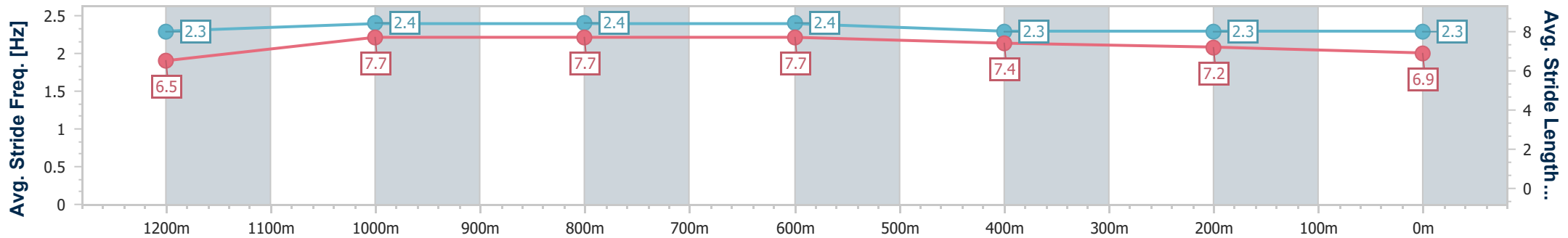
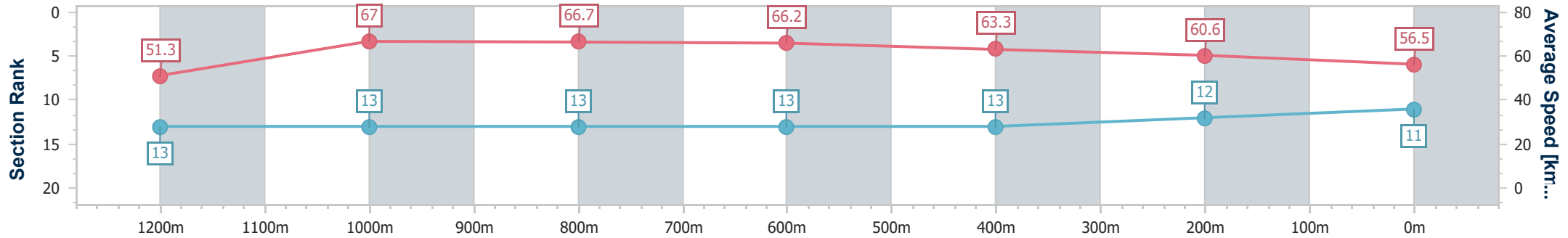
**Aquis Park Gold Coast QLD Professional**  
**Race 8: \$1M WHISPERING ANGEL MAGIC MILLIONS CUP - 1425m**



19 January 2023 - 17:40

Track Rating: Good 4, Weather: Fine, Rail Position: +1m 950m-350m; True Remainder

Section	Overall	1200m	1000m	800m	600m	400m	200m								
Section Times	1:24.50 [11] (0:15.84)	1:08.66 [13] (0:10.74)	0:57.92 [13] (0:10.90)	0:47.02 [13] (0:10.93)	0:36.09 [13] (0:11.44)	0:24.65 [13] (0:11.89)	0:12.76 [12] (0:12.76)								
Average Speed [km/h]	51.3	67.0	66.7	66.2	63.3	60.6	56.5								
Top Speed [km/h]	66.0	69.0	69.0	67.6	66.5	62.3	59.4								
Avg. Dist. to Rail [m]	7.8	2.6	1.7	1.2	1.2	3.6	4.2								
Avg. Stride Freq. [Hz]	2.3	2.4	2.4	2.4	2.3	2.3	2.3								
Avg. Stride Length [m]	6.5	7.7	7.7	7.7	7.4	7.2	6.9								



- [ ] Ranking at each section and finish
- .-.- No data available at this section
- NA No data available



Horse/Jockey Name	Redouble
Final Rank	12
Fastest Section Time (Section)	0:10.40 (1200m)
Top Speed [km/h] (Section)	70.5 (1200m)
Race State	Finished



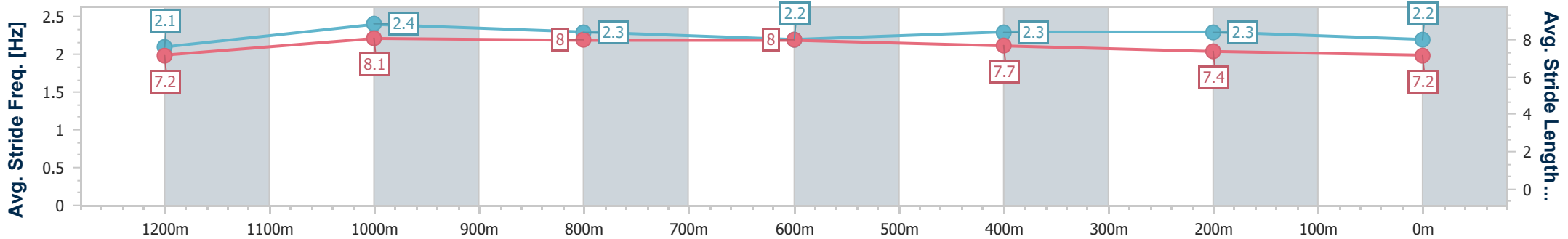
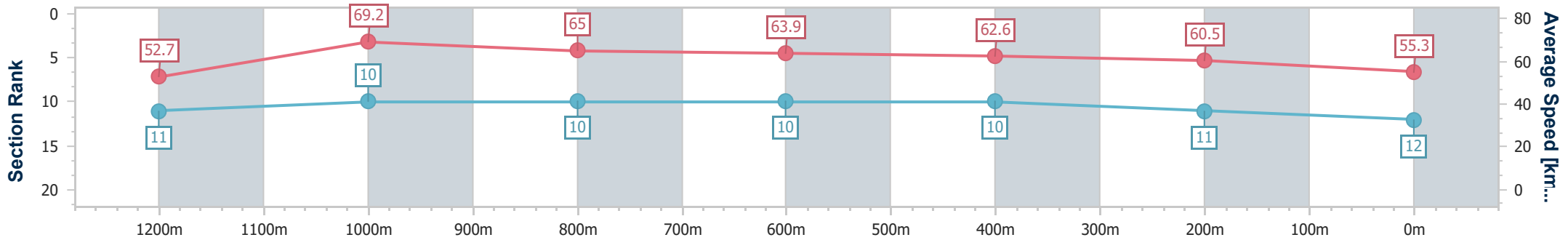
**Aquis Park Gold Coast QLD Professional**  
**Race 8: \$1M WHISPERING ANGEL MAGIC MILLIONS CUP - 1425m**



19 January 2023 - 17:40

Track Rating: Good 4, Weather: Fine, Rail Position: +1m 950m-350m; True Remainder

Section	Overall	1200m	1000m	800m	600m	400m	200m
Section Times	1:24.51 [12] (0:15.39)	1:09.12 [11] (0:10.40)	0:58.72 [10] (0:11.04)	0:47.68 [10] (0:11.27)	0:36.41 [10] (0:11.50)	0:24.91 [10] (0:11.89)	0:13.02 [11] (0:13.02)
Average Speed [km/h]	52.7	69.2	65.0	63.9	62.6	60.5	55.3
Top Speed [km/h]	69.3	70.5	66.5	65.2	63.5	61.7	58.3
Avg. Dist. to Rail [m]	0.5	0.4	0.7	0.3	0.1	1.0	2.8
Avg. Stride Freq. [Hz]	2.1	2.4	2.3	2.2	2.3	2.3	2.2
Avg. Stride Length [m]	7.2	8.1	8.0	8.0	7.7	7.4	7.2



- [ ] Ranking at each section and finish
- .-.- No data available at this section
- NA No data available





Horse/Jockey Name	King Of Hastings
Final Rank	13
Fastest Section Time (Section)	0:10.27 (1200m)
Top Speed [km/h] (Section)	70.9 (1200m)
Race State	Finished



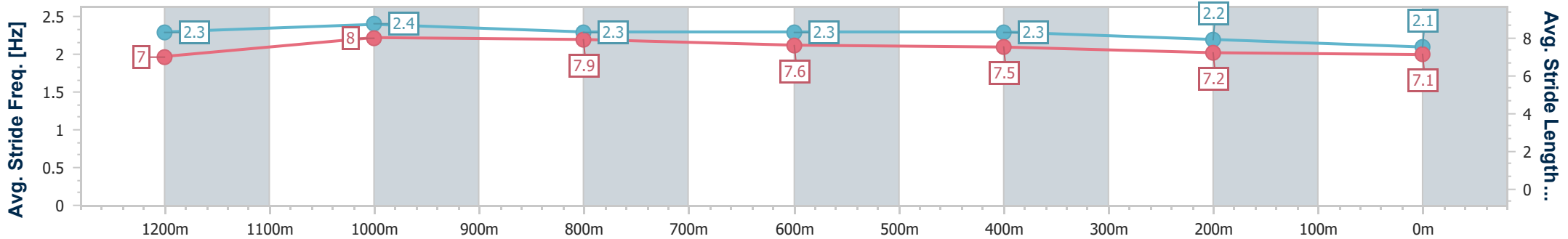
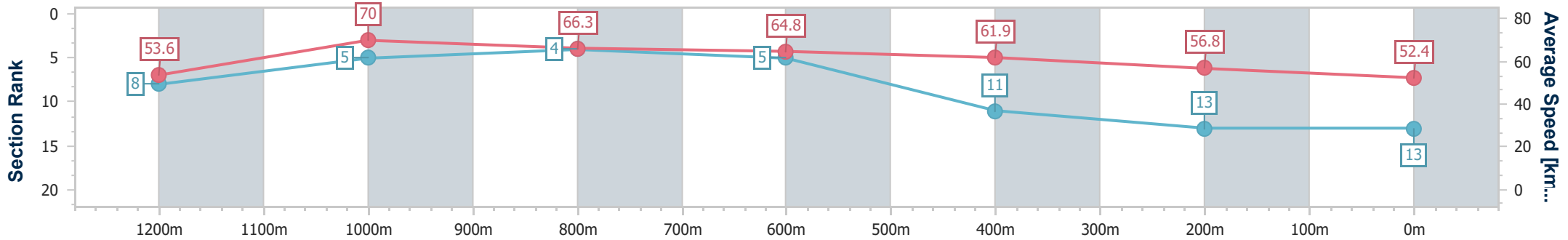
**Aquis Park Gold Coast QLD Professional**  
**Race 8: \$1M WHISPERING ANGEL MAGIC MILLIONS CUP - 1425m**



19 January 2023 - 17:40

Track Rating: Good 4, Weather: Fine, Rail Position: +1m 950m-350m; True Remainder

Section	Overall	1200m	1000m	800m	600m	400m	200m
Section Times	1:26.12 [13] (0:15.13)	1:10.99 [8] (0:10.27)	1:00.72 [5] (0:11.09)	0:49.63 [4] (0:11.30)	0:38.33 [5] (0:11.83)	0:26.50 [11] (0:12.75)	0:13.75 [13] (0:13.75)
Average Speed [km/h]	53.6	70.0	66.3	64.8	61.9	56.8	52.4
Top Speed [km/h]	70.6	70.9	68.5	66.6	63.6	59.0	54.1
Avg. Dist. to Rail [m]	8.3	4.6	3.5	4.5	3.4	5.5	5.1
Avg. Stride Freq. [Hz]	2.3	2.4	2.3	2.3	2.3	2.2	2.1
Avg. Stride Length [m]	7.0	8.0	7.9	7.6	7.5	7.2	7.1



- [ ] Ranking at each section and finish
- .-.- No data available at this section
- NA No data available