

Track Rating: Good 4, Weather: Fine, Rail Position: +1m 950m-350m; True Remainder

Section		Overall										Last 600m	
Field Times		1:09.48										0:34.42	
		(0:13.58)											
		1000m											
		0:55.90											
		(0:10.61)											
		800m											
		0:45.29											
		(0:10.87)											
		600m											
		0:34.42											
		(0:11.02)											
		400m											
		0:23.40											
		(0:11.24)											
		200m											
		0:12.16											
		(0:12.16)											
Rank	TAB	Horse/Jockey	Barrier	Top Speed [km/h]	Fastest Section	Overall	1000m	800m	600m	400m	200m	Margin	Distance Travelled [m]
1	9	CENTREFIRE Tim Clark	5	68.6	0:10.59	1:09.48 [1] (0:13.60)	0:55.88 [2] (0:10.59)	0:45.29 [1] (0:10.87)	0:34.42 [1] (0:11.02)	0:23.40 [1] (0:11.24)	0:12.16 [1] (0:12.16)	1:09.48	0:34.42
2	1	ELEVEN ELEVEN James McDonald	11	68.0	0:10.84	1:09.53 [2] (0:14.09)	0:55.44 [11] (0:10.84)	0:44.60 [11] (0:10.90)	0:33.70 [11] (0:10.95)	0:22.75 [10] (0:10.91)	0:11.84 [3] (0:11.84)	0.2L	0:33.70 +4
3	2	SCALLOPINI Mark Zahra	7	69.7	0:10.80	1:09.89 [3] (0:13.88)	0:56.01 [9] (0:10.80)	0:45.21 [10] (0:10.93)	0:34.28 [10] (0:11.13)	0:23.15 [7] (0:11.06)	0:12.09 [5] (0:12.09)	2.2L	0:34.28 +2
4	13	HIDDEN WEALTH Stephanie Thornton	6	69.1	0:10.65	1:09.99 [4] (0:13.79)	0:56.20 [6] (0:10.65)	0:45.55 [4] (0:10.84)	0:34.71 [3] (0:11.16)	0:23.55 [4] (0:11.31)	0:12.24 [4] (0:12.24)	2.7L	0:34.71 +2
5	12	AMATHUBA Jamie Kah	13	69.1	0:10.85	1:10.10 [5] (0:13.77)	0:56.33 [5] (0:10.85)	0:45.48 [7] (0:10.95)	0:34.53 [9] (0:11.27)	0:23.26 [11] (0:11.24)	0:12.02 [10] (0:12.02)	3.2L	0:34.53 +2
6	10	RUPERTAAR Rachel King	3	69.4	0:10.78	1:10.12 [6] (0:13.87)	0:56.25 [8] (0:10.78)	0:45.47 [8] (0:10.89)	0:34.58 [8] (0:11.20)	0:23.38 [8] (0:11.29)	0:12.09 [9] (0:12.09)	3.3L	0:34.58 +4
7	3	RANGES Tommy Berry	14	71.1	0:10.64	1:10.19 [7] (0:13.64)	0:56.55 [3] (0:10.64)	0:45.91 [3] (0:11.04)	0:34.87 [4] (0:11.08)	0:23.79 [3] (0:11.42)	0:12.37 [6] (0:12.37)	3.6L	0:34.87 +2
8	8	MOBSTAR Andrew Mallyon	1	67.9	0:10.70	1:10.37 [8] (0:13.96)	0:56.41 [10] (0:10.70)	0:45.71 [9] (0:10.77)	0:34.94 [6] (0:11.12)	0:23.82 [6] (0:11.28)	0:12.54 [7] (0:12.54)	4.6L	0:34.94 +3
9	6	DIRECT Zac Spain	12	68.7	0:10.79	1:10.39 [9] (0:13.66)	0:56.73 [4] (0:10.79)	0:45.94 [5] (0:10.96)	0:34.98 [5] (0:11.05)	0:23.93 [5] (0:11.43)	0:12.50 [8] (0:12.50)	4.7L	0:34.98 +4
10	4	CONTEMPTUOUS Craig Williams	10	69.4	0:10.69	1:10.44 [10] (0:13.58)	0:56.86 [1] (0:10.69)	0:46.17 [2] (0:10.90)	0:35.27 [2] (0:10.97)	0:24.30 [2] (0:11.44)	0:12.86 [2] (0:12.86)	4.9L	0:35.27 +1

Scratched: Animate (#5), Hellavadancer (#14)



Aquis Park Gold Coast QLD Professional

Race 7: \$1M MAGIC MILLIONS THE SYNDICATE - 1200m



19 January 2023 - 17:06

Track Rating: Good 4, Weather: Fine, Rail Position: +1m 950m-350m; True Remainder

Section	Overall	1000m	800m	600m	400m	200m	Last 600m
Field Times	1:09.48 (0:13.58)	0:55.90 (0:10.61)	0:45.29 (0:10.87)	0:34.42 (0:11.02)	0:23.40 (0:11.24)	0:12.16 (0:12.16)	0:34.42

Rank	TAB	Horse/Jockey	Barrier	Top Speed [km/h]	Fastest Section	Overall	1000m	800m	600m	400m	200m	Margin	Distance Travelled [m]
11	7	GENZAI THE WOLF Justin Huxtable	4	68.5 1000m	0:10.74 1000m	1:11.43 [11] (0:14.42)	0:57.01 [12] (0:10.74)	0:46.27 [12] (0:10.86)	0:35.41 [12] (0:11.28)	0:24.13 [12] (0:11.73)	0:12.40 [12] (0:12.40)	10.7L	0:35.41 +3
12	11	DOVETAIL DIVA Jaden Lloyd	8	69.2 1000m	0:10.72 1000m	1:11.84 [12] (0:13.85)	0:57.99 [7] (0:10.72)	0:47.27 [6] (0:10.95)	0:36.32 [7] (0:11.24)	0:25.08 [9] (0:11.87)	0:13.21 [11] (0:13.21)	13L	0:36.32 +1

Scratched: Animate (#5), Hellavadancer (#14)



Horse/Jockey Name	Centrefire
Final Rank	1
Fastest Section Time (Section)	0:10.59 (1000m)
Top Speed [km/h] (Section)	68.6 (1000m)
Race State	Finished



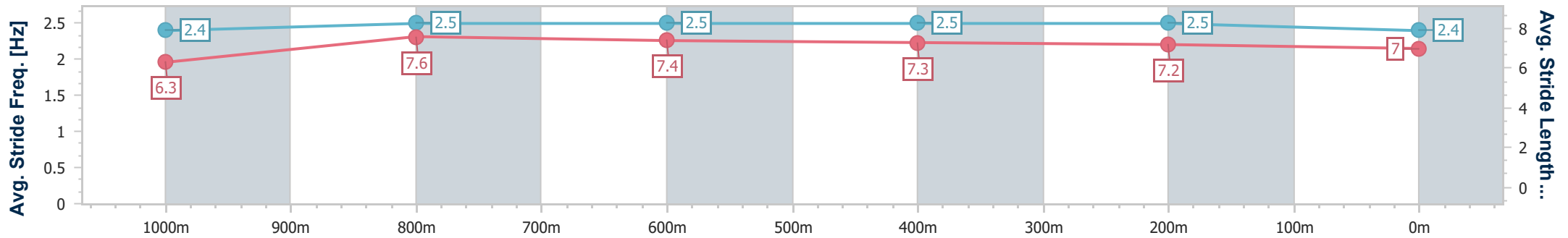
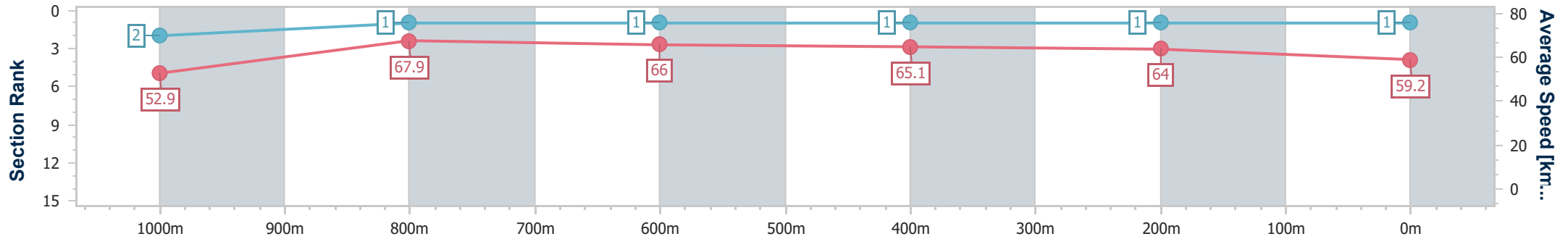
Aquis Park Gold Coast QLD Professional
Race 7: \$1M MAGIC MILLIONS THE SYNDICATE - 1200m



19 January 2023 - 17:06

Track Rating: Good 4, Weather: Fine, Rail Position: +1m 950m-350m; True Remainder

Section	Overall	1000m	800m	600m	400m	200m
Section Times	1:09.48 [1] (0:13.60)	0:55.88 [2] (0:10.59)	0:45.29 [1] (0:10.87)	0:34.42 [1] (0:11.02)	0:23.40 [1] (0:11.24)	0:12.16 [1] (0:12.16)
Average Speed [km/h]	52.9	67.9	66.0	65.1	64.0	59.2
Top Speed [km/h]	67.7	68.6	67.3	66.3	65.1	64.8
Avg. Dist. to Rail [m]	5.1	1.5	1.2	0.6	1.4	2.8
Avg. Stride Freq. [Hz]	2.4	2.5	2.5	2.5	2.5	2.4
Avg. Stride Length [m]	6.3	7.6	7.4	7.3	7.2	7.0



- [] Ranking at each section and finish
- .-.- No data available at this section
- NA No data available



Horse/Jockey Name	Eleven Eleven
Final Rank	2
Fastest Section Time (Section)	0:10.84 (1000m)
Top Speed [km/h] (Section)	68.0 (600m)
Race State	Finished



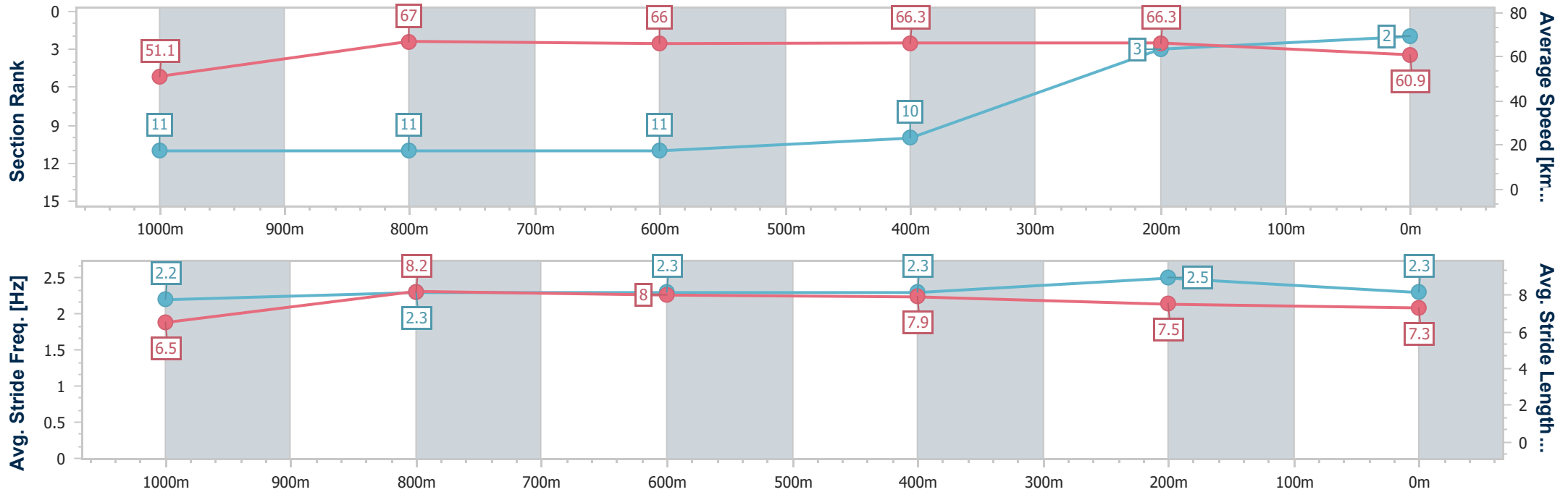
Aquis Park Gold Coast QLD Professional
Race 7: \$1M MAGIC MILLIONS THE SYNDICATE - 1200m



19 January 2023 - 17:06

Track Rating: Good 4, Weather: Fine, Rail Position: +1m 950m-350m; True Remainder

Section	Overall	1000m	800m	600m	400m	200m
Section Times	1:09.53 [2] (0:14.09)	0:55.44 [11] (0:10.84)	0:44.60 [11] (0:10.90)	0:33.70 [11] (0:10.95)	0:22.75 [10] (0:10.91)	0:11.84 [3] (0:11.84)
Average Speed [km/h]	51.1	67.0	66.0	66.3	66.3	60.9
Top Speed [km/h]	66.9	68.0	67.3	68.0	67.5	63.8
Avg. Dist. to Rail [m]	9.6	2.6	0.2	1.3	6.6	5.8
Avg. Stride Freq. [Hz]	2.2	2.3	2.3	2.3	2.5	2.3
Avg. Stride Length [m]	6.5	8.2	8.0	7.9	7.5	7.3



- [] Ranking at each section and finish
- .-.- No data available at this section
- NA No data available



Horse/Jockey Name	Scallopini
Final Rank	3
Fastest Section Time (Section)	0:10.80 (1000m)
Top Speed [km/h] (Section)	69.7 (1000m)
Race State	Finished



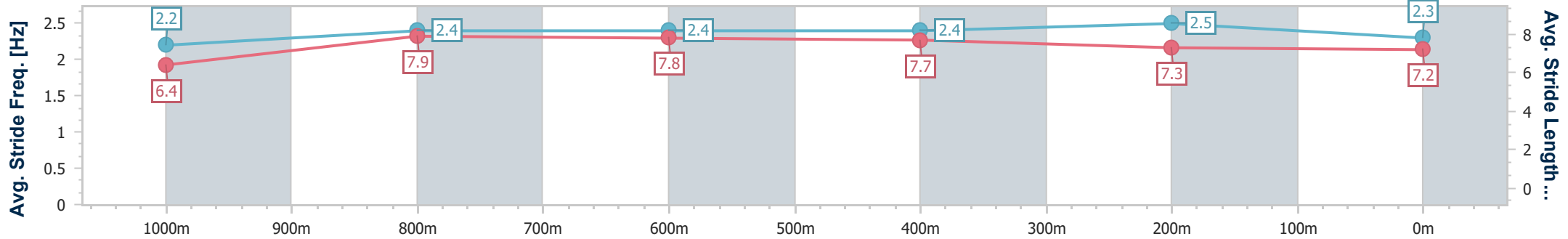
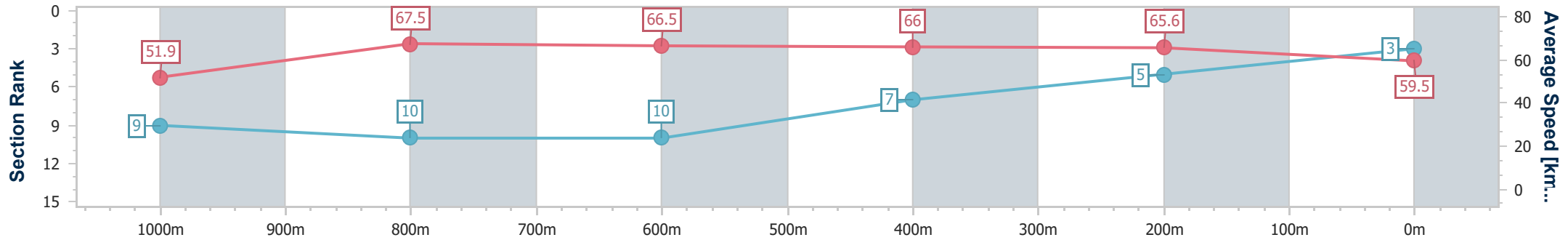
Aquis Park Gold Coast QLD Professional
Race 7: \$1M MAGIC MILLIONS THE SYNDICATE - 1200m



19 January 2023 - 17:06

Track Rating: Good 4, Weather: Fine, Rail Position: +1m 950m-350m; True Remainder

Section	Overall	1000m	800m	600m	400m	200m
Section Times	1:09.89 [3] (0:13.88)	0:56.01 [9] (0:10.80)	0:45.21 [10] (0:10.93)	0:34.28 [10] (0:11.13)	0:23.15 [7] (0:11.06)	0:12.09 [5] (0:12.09)
Average Speed [km/h]	51.9	67.5	66.5	66.0	65.6	59.5
Top Speed [km/h]	67.8	69.7	68.5	66.8	68.2	64.3
Avg. Dist. to Rail [m]	7.3	3.3	2.5	3.9	6.5	6.2
Avg. Stride Freq. [Hz]	2.2	2.4	2.4	2.4	2.5	2.3
Avg. Stride Length [m]	6.4	7.9	7.8	7.7	7.3	7.2



- [] Ranking at each section and finish
- .-.- No data available at this section
- NA No data available



Horse/Jockey Name	Hidden Wealth
Final Rank	4
Fastest Section Time (Section)	0:10.65 (1000m)
Top Speed [km/h] (Section)	69.1 (1000m)
Race State	Finished



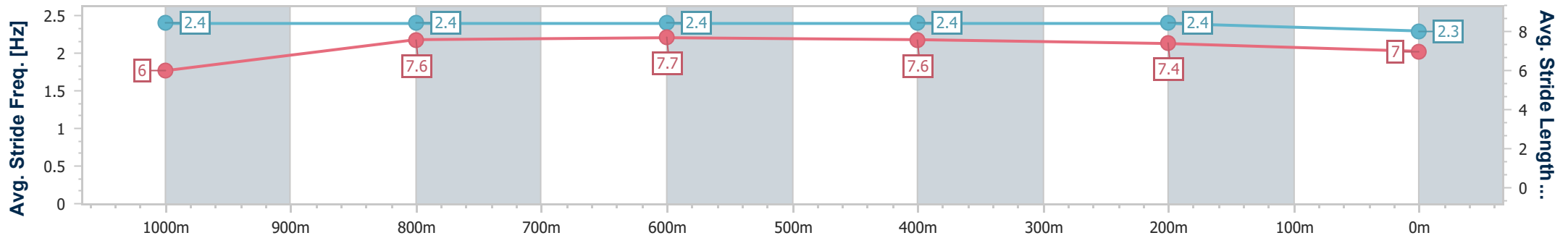
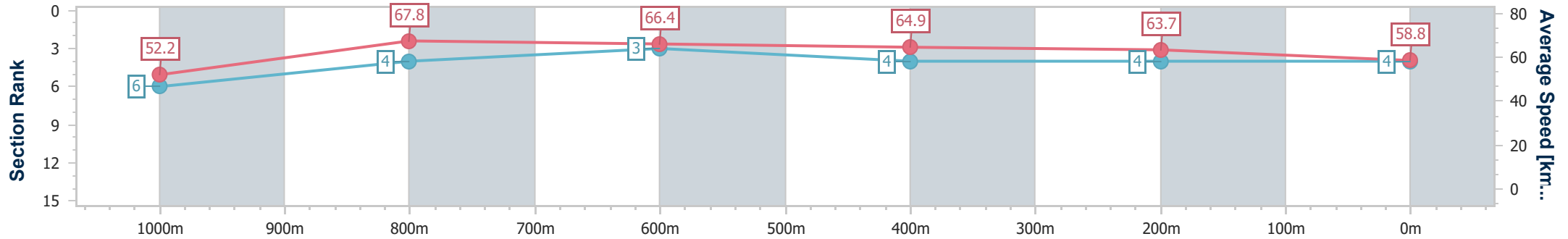
Aquis Park Gold Coast QLD Professional
Race 7: \$1M MAGIC MILLIONS THE SYNDICATE - 1200m



19 January 2023 - 17:06

Track Rating: Good 4, Weather: Fine, Rail Position: +1m 950m-350m; True Remainder

Section	Overall	1000m	800m	600m	400m	200m
Section Times	1:09.99 [4] (0:13.79)	0:56.20 [6] (0:10.65)	0:45.55 [4] (0:10.84)	0:34.71 [3] (0:11.16)	0:23.55 [4] (0:11.31)	0:12.24 [4] (0:12.24)
Average Speed [km/h]	52.2	67.8	66.4	64.9	63.7	58.8
Top Speed [km/h]	66.6	69.1	67.9	66.8	65.8	62.1
Avg. Dist. to Rail [m]	6.7	1.3	0.3	1.0	2.7	3.6
Avg. Stride Freq. [Hz]	2.4	2.4	2.4	2.4	2.4	2.3
Avg. Stride Length [m]	6.0	7.6	7.7	7.6	7.4	7.0



- [] Ranking at each section and finish
- .-.- No data available at this section
- NA No data available



Horse/Jockey Name	Amathuba
Final Rank	5
Fastest Section Time (Section)	0:10.85 (1000m)
Top Speed [km/h] (Section)	69.1 (1000m)
Race State	Finished



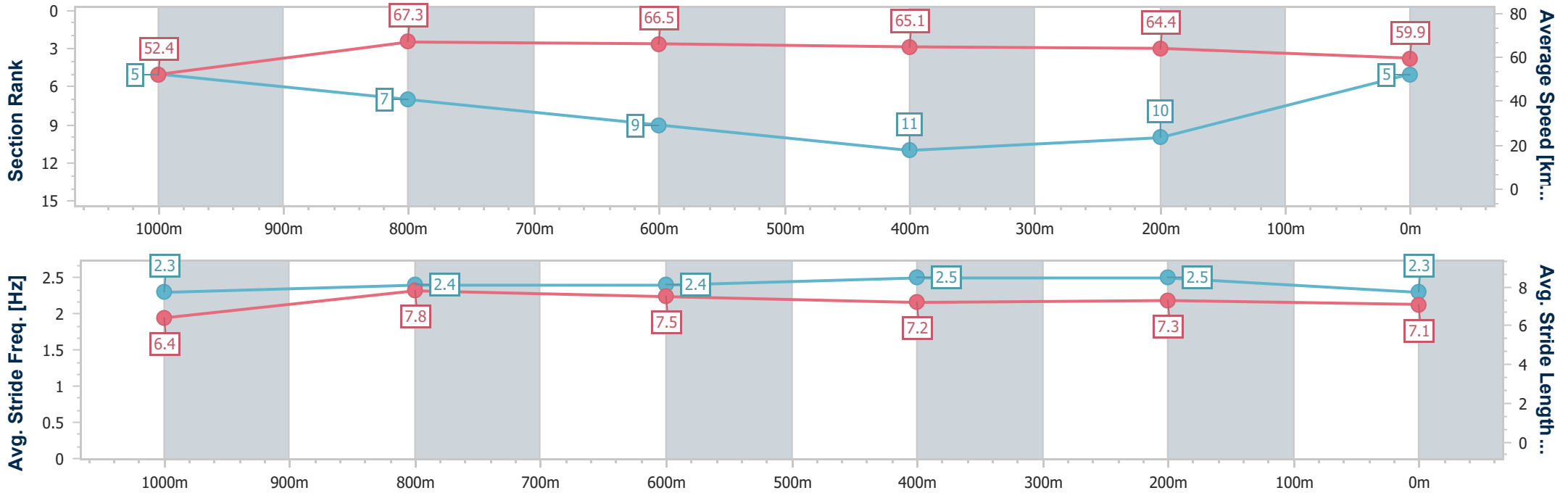
Aquis Park Gold Coast QLD Professional
Race 7: \$1M MAGIC MILLIONS THE SYNDICATE - 1200m



19 January 2023 - 17:06

Track Rating: Good 4, Weather: Fine, Rail Position: +1m 950m-350m; True Remainder

Section	Overall	1000m	800m	600m	400m	200m
Section Times	1:10.10 [5] (0:13.77)	0:56.33 [5] (0:10.85)	0:45.48 [7] (0:10.95)	0:34.53 [9] (0:11.27)	0:23.26 [11] (0:11.24)	0:12.02 [10] (0:12.02)
Average Speed [km/h]	52.4	67.3	66.5	65.1	64.4	59.9
Top Speed [km/h]	68.6	69.1	68.3	66.7	65.7	63.1
Avg. Dist. to Rail [m]	11.5	3.9	2.9	3.5	5.5	7.5
Avg. Stride Freq. [Hz]	2.3	2.4	2.4	2.5	2.5	2.3
Avg. Stride Length [m]	6.4	7.8	7.5	7.2	7.3	7.1



- [] Ranking at each section and finish
- .-.- No data available at this section
- NA No data available



Horse/Jockey Name	Rupertaar
Final Rank	6
Fastest Section Time (Section)	0:10.78 (1000m)
Top Speed [km/h] (Section)	69.4 (1000m)
Race State	Finished



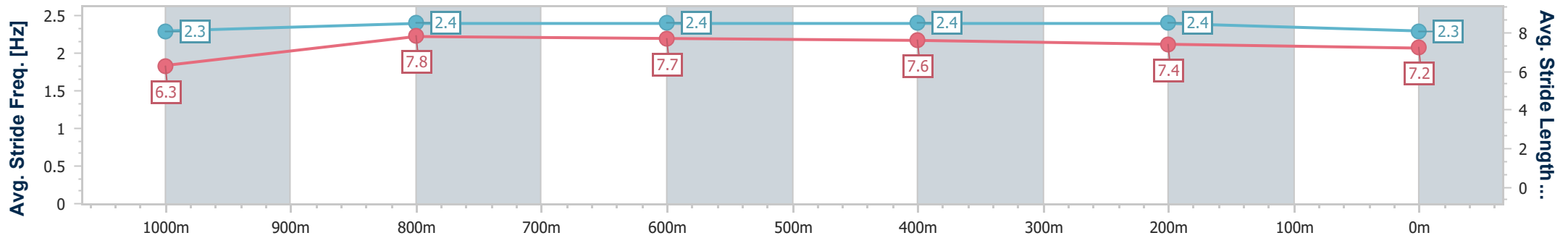
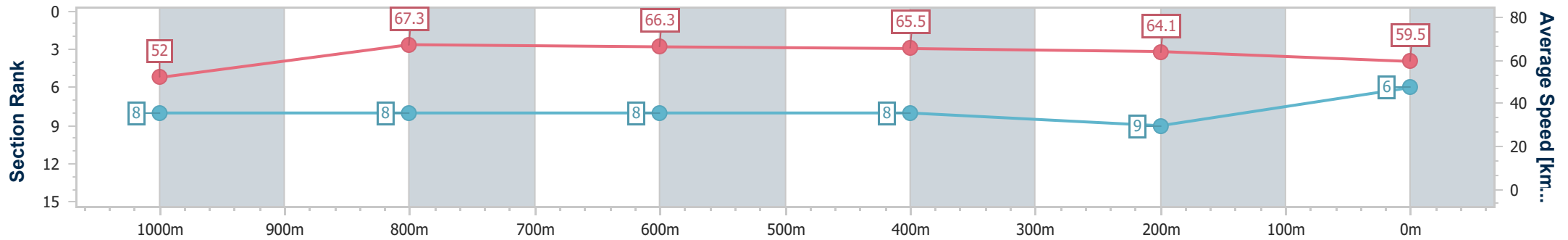
Aquis Park Gold Coast QLD Professional
Race 7: \$1M MAGIC MILLIONS THE SYNDICATE - 1200m



19 January 2023 - 17:06

Track Rating: Good 4, Weather: Fine, Rail Position: +1m 950m-350m; True Remainder

Section	Overall	1000m	800m	600m	400m	200m
Section Times	1:10.12 [6] (0:13.87)	0:56.25 [8] (0:10.78)	0:45.47 [8] (0:10.89)	0:34.58 [8] (0:11.20)	0:23.38 [8] (0:11.29)	0:12.09 [9] (0:12.09)
Average Speed [km/h]	52.0	67.3	66.3	65.5	64.1	59.5
Top Speed [km/h]	67.7	69.4	68.2	66.5	67.7	62.2
Avg. Dist. to Rail [m]	4.2	2.1	1.0	3.1	6.2	8.5
Avg. Stride Freq. [Hz]	2.3	2.4	2.4	2.4	2.4	2.3
Avg. Stride Length [m]	6.3	7.8	7.7	7.6	7.4	7.2



- [] Ranking at each section and finish
- .-.- No data available at this section
- NA No data available



Horse/Jockey Name	Ranges
Final Rank	7
Fastest Section Time (Section)	0:10.64 (1000m)
Top Speed [km/h] (Section)	71.1 (1000m)
Race State	Finished



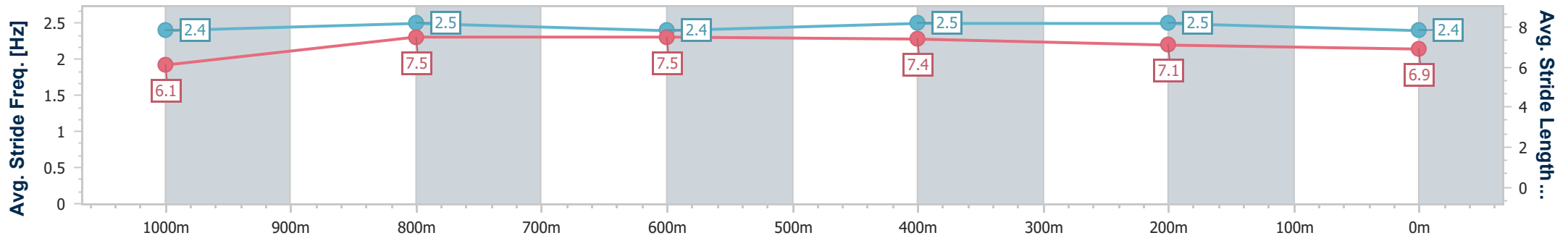
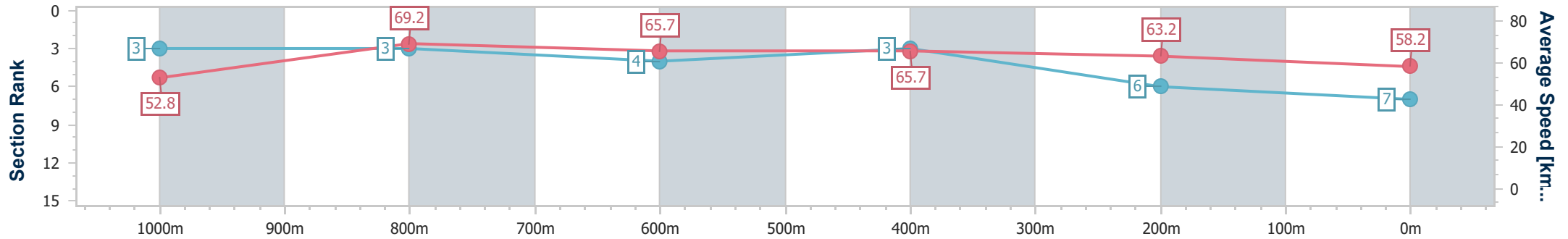
Aquis Park Gold Coast QLD Professional
Race 7: \$1M MAGIC MILLIONS THE SYNDICATE - 1200m



19 January 2023 - 17:06

Track Rating: Good 4, Weather: Fine, Rail Position: +1m 950m-350m; True Remainder

Section	Overall	1000m	800m	600m	400m	200m
Section Times	1:10.19 [7] (0:13.64)	0:56.55 [3] (0:10.64)	0:45.91 [3] (0:11.04)	0:34.87 [4] (0:11.08)	0:23.79 [3] (0:11.42)	0:12.37 [6] (0:12.37)
Average Speed [km/h]	52.8	69.2	65.7	65.7	63.2	58.2
Top Speed [km/h]	68.0	71.1	67.8	66.5	64.9	61.0
Avg. Dist. to Rail [m]	12.1	5.4	2.0	2.0	4.2	4.3
Avg. Stride Freq. [Hz]	2.4	2.5	2.4	2.5	2.5	2.4
Avg. Stride Length [m]	6.1	7.5	7.5	7.4	7.1	6.9



- [] Ranking at each section and finish
- .-.- No data available at this section
- NA No data available



Horse/Jockey Name	Mobstar
Final Rank	8
Fastest Section Time (Section)	0:10.70 (1000m)
Top Speed [km/h] (Section)	67.9 (1000m)
Race State	Finished



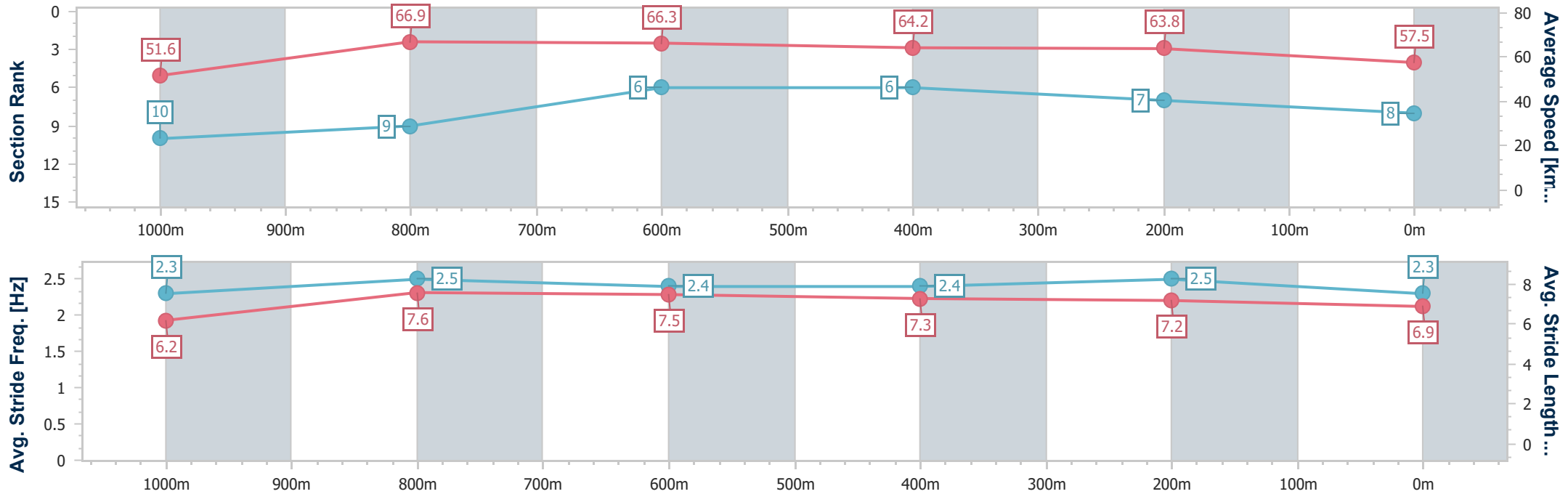
Aquis Park Gold Coast QLD Professional
 Race 7: \$1M MAGIC MILLIONS THE SYNDICATE - 1200m



19 January 2023 - 17:06

Track Rating: Good 4, Weather: Fine, Rail Position: +1m 950m-350m; True Remainder

Section	Overall	1000m	800m	600m	400m	200m
Section Times	1:10.37 [8] (0:13.96)	0:56.41 [10] (0:10.70)	0:45.71 [9] (0:10.77)	0:34.94 [6] (0:11.12)	0:23.82 [6] (0:11.28)	0:12.54 [7] (0:12.54)
Average Speed [km/h]	51.6	66.9	66.3	64.2	63.8	57.5
Top Speed [km/h]	66.7	67.9	67.6	65.8	64.7	61.5
Avg. Dist. to Rail [m]	2.3	1.7	2.1	1.2	2.3	2.9
Avg. Stride Freq. [Hz]	2.3	2.5	2.4	2.4	2.5	2.3
Avg. Stride Length [m]	6.2	7.6	7.5	7.3	7.2	6.9



- [] Ranking at each section and finish
- .-.- No data available at this section
- NA No data available



Horse/Jockey Name	Direct
Final Rank	9
Fastest Section Time (Section)	0:10.79 (1000m)
Top Speed [km/h] (Section)	68.7 (Overall)
Race State	Finished



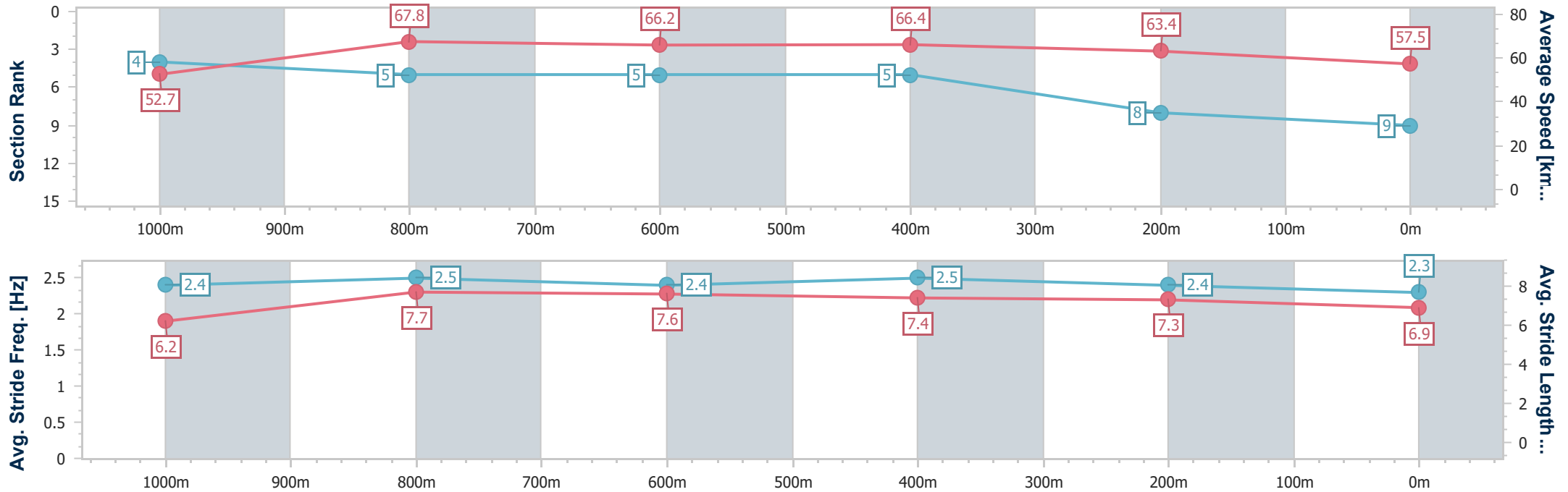
Aquis Park Gold Coast QLD Professional
Race 7: \$1M MAGIC MILLIONS THE SYNDICATE - 1200m



19 January 2023 - 17:06

Track Rating: Good 4, Weather: Fine, Rail Position: +1m 950m-350m; True Remainder

Section	Overall	1000m	800m	600m	400m	200m
Section Times	1:10.39 [9] (0:13.66)	0:56.73 [4] (0:10.79)	0:45.94 [5] (0:10.96)	0:34.98 [5] (0:11.05)	0:23.93 [5] (0:11.43)	0:12.50 [8] (0:12.50)
Average Speed [km/h]	52.7	67.8	66.2	66.4	63.4	57.5
Top Speed [km/h]	68.7	68.4	68.3	68.1	66.1	61.2
Avg. Dist. to Rail [m]	10.3	4.0	2.0	3.5	5.8	6.4
Avg. Stride Freq. [Hz]	2.4	2.5	2.4	2.5	2.4	2.3
Avg. Stride Length [m]	6.2	7.7	7.6	7.4	7.3	6.9



- [] Ranking at each section and finish
- .-.- No data available at this section
- NA No data available



Horse/Jockey Name	Contemtuosus
Final Rank	10
Fastest Section Time (Section)	0:10.69 (1000m)
Top Speed [km/h] (Section)	69.4 (1000m)
Race State	Finished



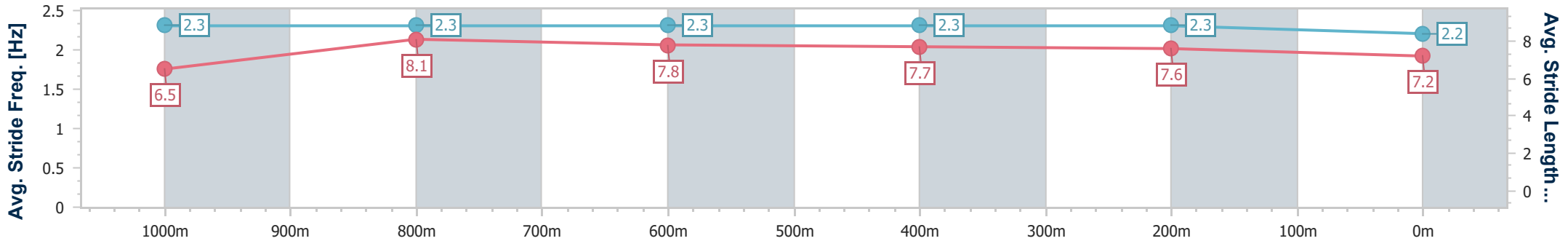
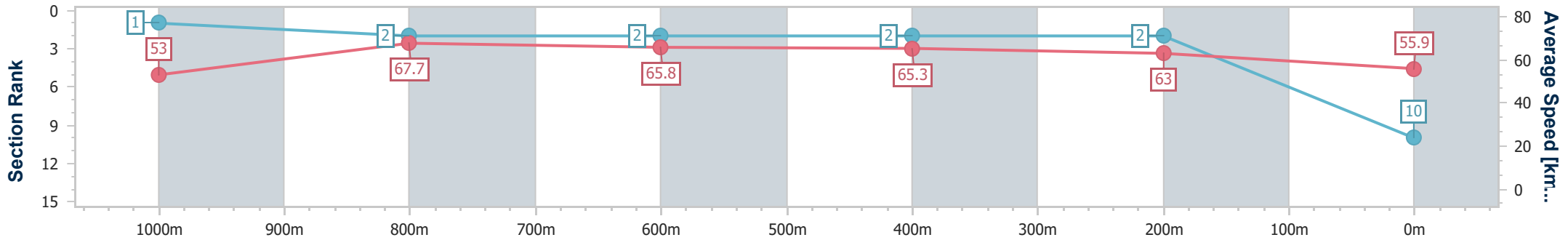
Aquis Park Gold Coast QLD Professional
Race 7: \$1M MAGIC MILLIONS THE SYNDICATE - 1200m



19 January 2023 - 17:06

Track Rating: Good 4, Weather: Fine, Rail Position: +1m 950m-350m; True Remainder

Section	Overall	1000m	800m	600m	400m	200m
Section Times	1:10.44 [10] (0:13.58)	0:56.86 [1] (0:10.69)	0:46.17 [2] (0:10.90)	0:35.27 [2] (0:10.97)	0:24.30 [2] (0:11.44)	0:12.86 [2] (0:12.86)
Average Speed [km/h]	53.0	67.7	65.8	65.3	63.0	55.9
Top Speed [km/h]	68.8	69.4	66.5	66.2	64.9	60.1
Avg. Dist. to Rail [m]	8.8	2.0	1.4	0.8	2.3	3.7
Avg. Stride Freq. [Hz]	2.3	2.3	2.3	2.3	2.3	2.2
Avg. Stride Length [m]	6.5	8.1	7.8	7.7	7.6	7.2



- [] Ranking at each section and finish
- .-.- No data available at this section
- NA No data available



Horse/Jockey Name	Genzai The Wolf
Final Rank	11
Fastest Section Time (Section)	0:10.74 (1000m)
Top Speed [km/h] (Section)	68.5 (1000m)
Race State	Finished



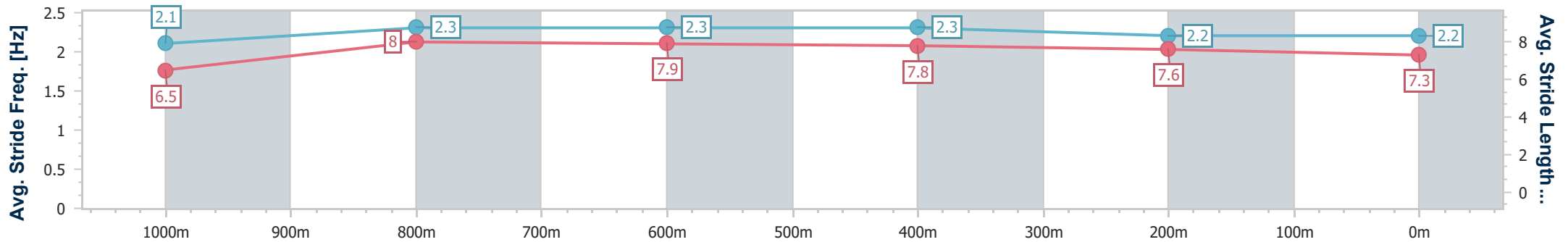
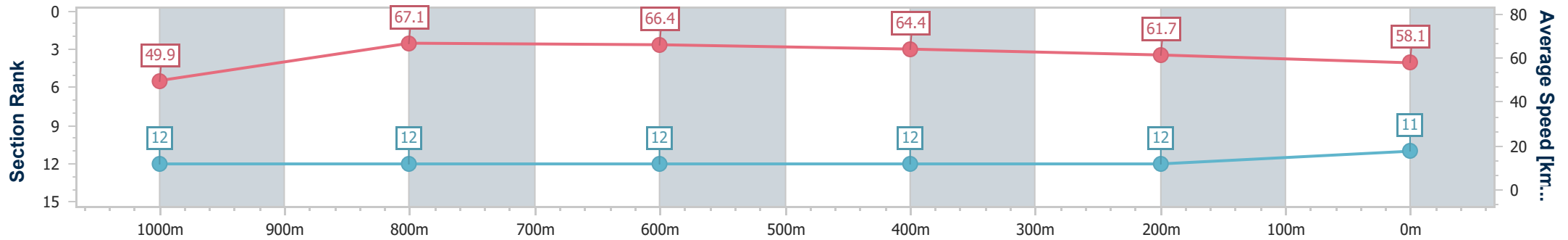
Aquis Park Gold Coast QLD Professional
Race 7: \$1M MAGIC MILLIONS THE SYNDICATE - 1200m



19 January 2023 - 17:06

Track Rating: Good 4, Weather: Fine, Rail Position: +1m 950m-350m; True Remainder

Section	Overall	1000m	800m	600m	400m	200m
Section Times	1:11.43 [11] (0:14.42)	0:57.01 [12] (0:10.74)	0:46.27 [12] (0:10.86)	0:35.41 [12] (0:11.28)	0:24.13 [12] (0:11.73)	0:12.40 [12] (0:12.40)
Average Speed [km/h]	49.9	67.1	66.4	64.4	61.7	58.1
Top Speed [km/h]	65.5	68.5	67.8	65.8	62.2	61.7
Avg. Dist. to Rail [m]	5.4	1.1	0.6	1.9	5.5	7.8
Avg. Stride Freq. [Hz]	2.1	2.3	2.3	2.3	2.2	2.2
Avg. Stride Length [m]	6.5	8.0	7.9	7.8	7.6	7.3



- [] Ranking at each section and finish
- .-.- No data available at this section
- NA No data available



Horse/Jockey Name	Dovetail Diva
Final Rank	12
Fastest Section Time (Section)	0:10.72 (1000m)
Top Speed [km/h] (Section)	69.2 (1000m)
Race State	Finished



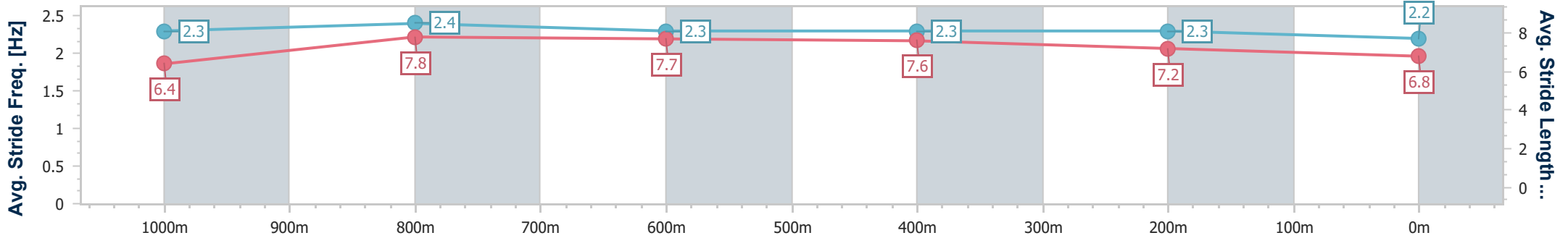
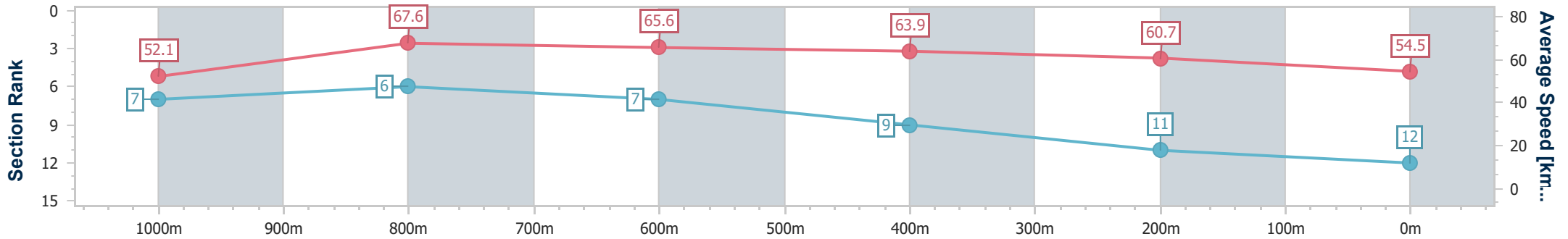
Aquis Park Gold Coast QLD Professional
Race 7: \$1M MAGIC MILLIONS THE SYNDICATE - 1200m



19 January 2023 - 17:06

Track Rating: Good 4, Weather: Fine, Rail Position: +1m 950m-350m; True Remainder

Section	Overall	1000m	800m	600m	400m	200m
Section Times	1:11.84 [12] (0:13.85)	0:57.99 [7] (0:10.72)	0:47.27 [6] (0:10.95)	0:36.32 [7] (0:11.24)	0:25.08 [9] (0:11.87)	0:13.21 [11] (0:13.21)
Average Speed [km/h]	52.1	67.6	65.6	63.9	60.7	54.5
Top Speed [km/h]	68.3	69.2	68.9	65.9	63.1	58.1
Avg. Dist. to Rail [m]	7.9	2.4	0.4	0.7	0.9	1.1
Avg. Stride Freq. [Hz]	2.3	2.4	2.3	2.3	2.3	2.2
Avg. Stride Length [m]	6.4	7.8	7.7	7.6	7.2	6.8



- [] Ranking at each section and finish
- .-.- No data available at this section
- NA No data available